



US00D799225S

(12) **United States Design Patent**
Callum et al.

(10) **Patent No.:** **US D799,225 S**

(45) **Date of Patent:** **** Oct. 10, 2017**

(54) **VEHICLE FRONT DRIVER SEAT**

FOREIGN PATENT DOCUMENTS

(71) Applicant: **Ford Global Technologies, LLC**,
Dearborn, MI (US)

IT EP 0458000 A1 * 11/1991 B60N 2/66
JP DE 102014211877 * 12/2014 B60N 2/682

(Continued)

(72) Inventors: **Moray S. Callum**, Ann Arbor, MI
(US); **Soo Kang-Morales**, Northville,
MI (US); **James Smithbauer**, West
Bloomfield, MI (US); **Nahshon
Francis**, Novi, MI (US); **David
Woodhouse**, Troy, MI (US)

OTHER PUBLICATIONS

Vehicle Interiors, Posted on OppositeLock [online] by AeroPrairie
on Sep. 3, 2015, Retrieved from the internet on Oct. 9, 2016 URL<
<http://oppositelock.kinja.com/model-x-vs-xc90-interiors-1728543742>>.*

(73) Assignee: **Ford Global Technologies, LLC**,
Dearborn, MI (US)

Primary Examiner — Manpreet Matharu

Assistant Examiner — Keith Wilson

(74) *Attorney, Agent, or Firm* — Damian Porcari; Burriss
Law, PLLC

(**) Term: **15 Years**

(57) **CLAIM**

The ornamental design for a vehicle front driver seat, as
shown and described.

(21) Appl. No.: **29/505,620**

(22) Filed: **Dec. 23, 2015**

DESCRIPTION

(51) **LOC (10) Cl.** **06-01**

(52) **U.S. Cl.**
USPC **D6/356**

(58) **Field of Classification Search**
USPC D6/334, 335, 336, 356, 367, 368, 374,
D6/375, 708.21, 716, 716.1, 716.2, 716.3,
D6/716.4, 16.5, 333
CPC .. A47C 7/022; A47C 7/18; A47C 7/40; A47C
7/383; B60N 2/22; B60N 2/48; B60N
2/66; B60N 2/449; B60N 2/4882; B60N
2/067; B60N 2/0715
See application file for complete search history.

FIG. 1 is a top front right perspective view of a vehicle front
driver seat;
FIG. 2 is a bottom front right perspective view of the vehicle
front driver seat;
FIG. 3 is a top rear right perspective view of the vehicle front
driver seat;
FIG. 4 is a front elevational view of the vehicle front driver
seat;
FIG. 5 is a rear elevational view of the vehicle front driver
seat;
FIG. 6 is a right side elevational view of the vehicle front
driver seat;
FIG. 7 is a left side elevational view of the vehicle front
driver seat; and,
FIG. 8 is a top plan view of the vehicle front driver seat.
The broken lines define the bounds of the claim. The broken
lines and the lightened portions of the article shown inside
the broken lines form no part of the claimed design.

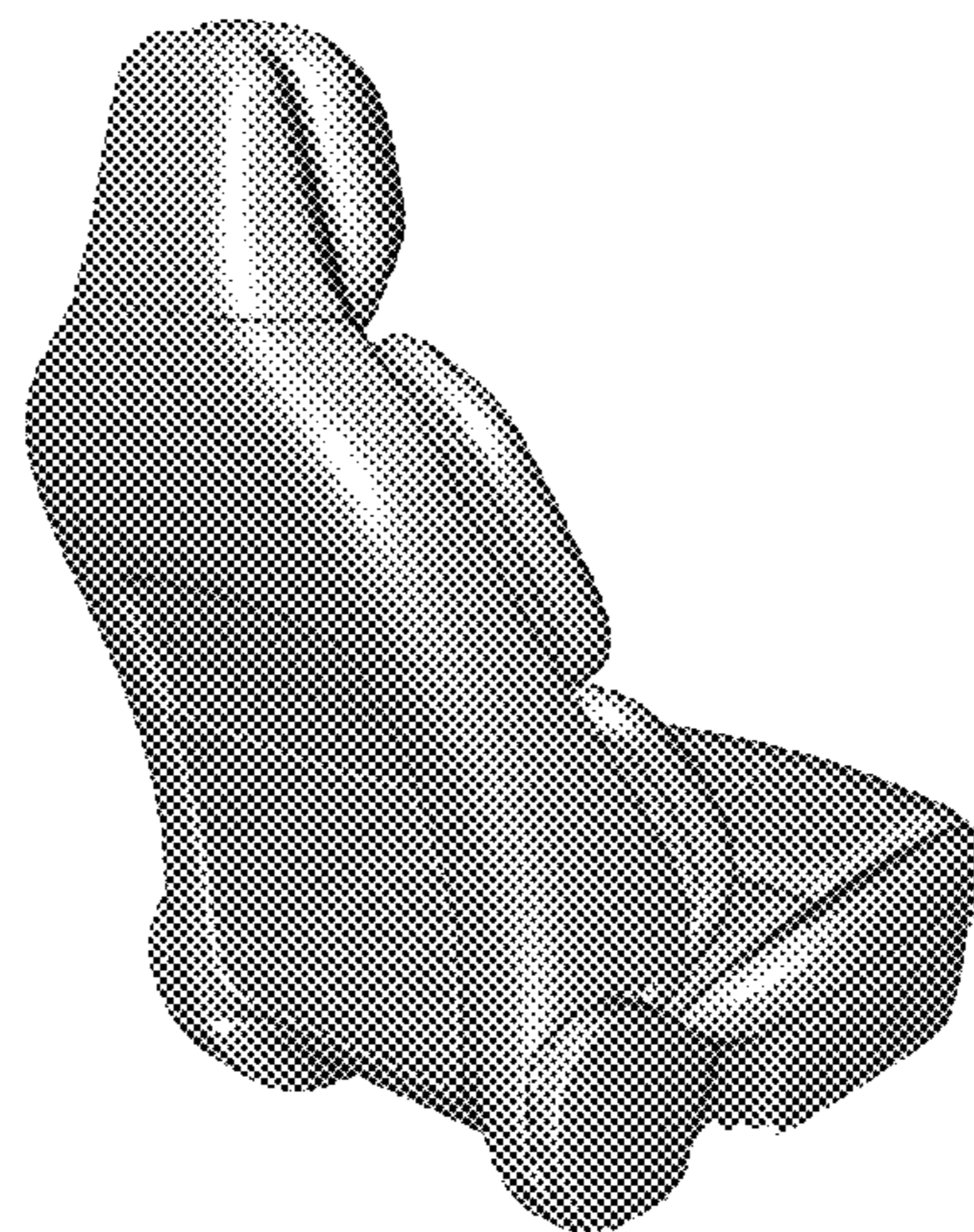
(56) **References Cited**

U.S. PATENT DOCUMENTS

3,729,228 A * 4/1973 Inoue B60N 2/4802
297/396
D298,985 S * 12/1988 Geffert D6/356

(Continued)

1 Claim, 8 Drawing Sheets



(56)

References Cited

U.S. PATENT DOCUMENTS

D317,534 S * 6/1991 Hansel D6/333
 D332,181 S * 1/1993 Sacco D6/356
 D355,986 S * 3/1995 Myers D6/333
 D356,694 S * 3/1995 Armbrecht D6/334
 D358,262 S * 5/1995 Smoczynski D6/334
 D387,914 S * 12/1997 Beermann D6/356
 D439,775 S * 4/2001 Sauey D6/356
 D442,376 S * 5/2001 Norman D6/356
 D460,279 S * 7/2002 Moburg D6/356
 D475,542 S * 6/2003 Pfeiffer D6/356
 D478,221 S * 8/2003 Pfeiffer D6/356
 D504,785 S * 5/2005 Beermann D6/356
 D535,485 S * 1/2007 Moburg D6/356
 D541,542 S * 5/2007 Yokoyama D6/356
 D574,619 S * 8/2008 Maezono D6/356
 D576,413 S * 9/2008 Arnaout D6/356
 D591,068 S * 4/2009 Corradi D6/356
 D592,413 S * 5/2009 Higashida D6/356
 D614,878 S * 5/2010 Higashida D6/356
 D651,002 S * 12/2011 Fleming D6/356
 D657,579 S * 4/2012 Klein D6/356
 D677,067 S * 3/2013 Yamanaka D6/356
 D685,586 S * 7/2013 Klein D6/356
 D696,035 S * 12/2013 Hatter D6/356
 D707,048 S * 6/2014 Nishida D6/356
 D711,125 S * 8/2014 Nishida D6/356
 D723,821 S * 3/2015 Kondou D6/356
 D723,823 S * 3/2015 Persson D6/356
 D723,824 S * 3/2015 Persson D6/356
 D723,825 S * 3/2015 Persson D6/356
 D738,127 S * 9/2015 Nishida D6/356
 D749,332 S * 2/2016 Prince D6/356
 D749,333 S * 2/2016 Henstridge D6/356
 D750,926 S * 3/2016 Line D6/716.1
 D750,927 S * 3/2016 Line D6/716.4
 D752,353 S * 3/2016 Owaku D6/356
 2007/0284928 A1 * 12/2007 Pozzi A47C 7/38
 297/391
 2011/0210590 A1 * 9/2011 Mori B60N 2/4492
 297/284.9

2012/0256451 A1 * 10/2012 Sahashi B60N 2/5635
 297/180.14
 2014/0001799 A1 * 1/2014 Kalisz B60R 21/207
 297/216.1
 2014/0028074 A1 * 1/2014 Imamura B60N 2/64
 297/452.18
 2014/0203611 A1 * 7/2014 Kondrad B60N 2/22
 297/354.12
 2014/0230921 A1 * 8/2014 Bocsanyi B60N 2/66
 137/223
 2014/0361590 A1 * 12/2014 Line B60N 2/449
 297/284.9
 2015/0008716 A1 * 1/2015 Dry B60N 2/44
 297/452.18
 2015/0061338 A1 * 3/2015 Nagayasu B60N 2/449
 297/353
 2015/0115678 A1 * 4/2015 Hosbach A47C 7/467
 297/284.6
 2015/0191106 A1 * 7/2015 Inoue B60N 2/0715
 248/429
 2015/0231997 A1 * 8/2015 Itoi B60N 2/44
 297/391
 2015/0239368 A1 * 8/2015 Mischer B60N 2/0705
 248/429
 2015/0246624 A1 * 9/2015 Furuta B29C 65/48
 297/344.15
 2016/0059740 A1 * 3/2016 Shimizu B60N 2/682
 248/429
 2016/0167551 A1 * 6/2016 Okamoto B60N 2/48
 297/391

FOREIGN PATENT DOCUMENTS

WO WO 2013137065 A1 * 9/2013 B60N 2/66
 WO WO 2013146547 A1 * 10/2013 B60N 2/68
 WO WO 2013160990 A1 * 10/2013 B60N 2/70
 WO WO 2014024936 A1 * 2/2014 B60N 2/48
 WO WO 2014027627 A1 * 2/2014 B60N 2/68
 WO WO 2014077392 A1 * 5/2014 B60N 2/68
 WO WO 2014115787 A1 * 7/2014 B60N 2/68

* cited by examiner



Figure 1



Figure 2

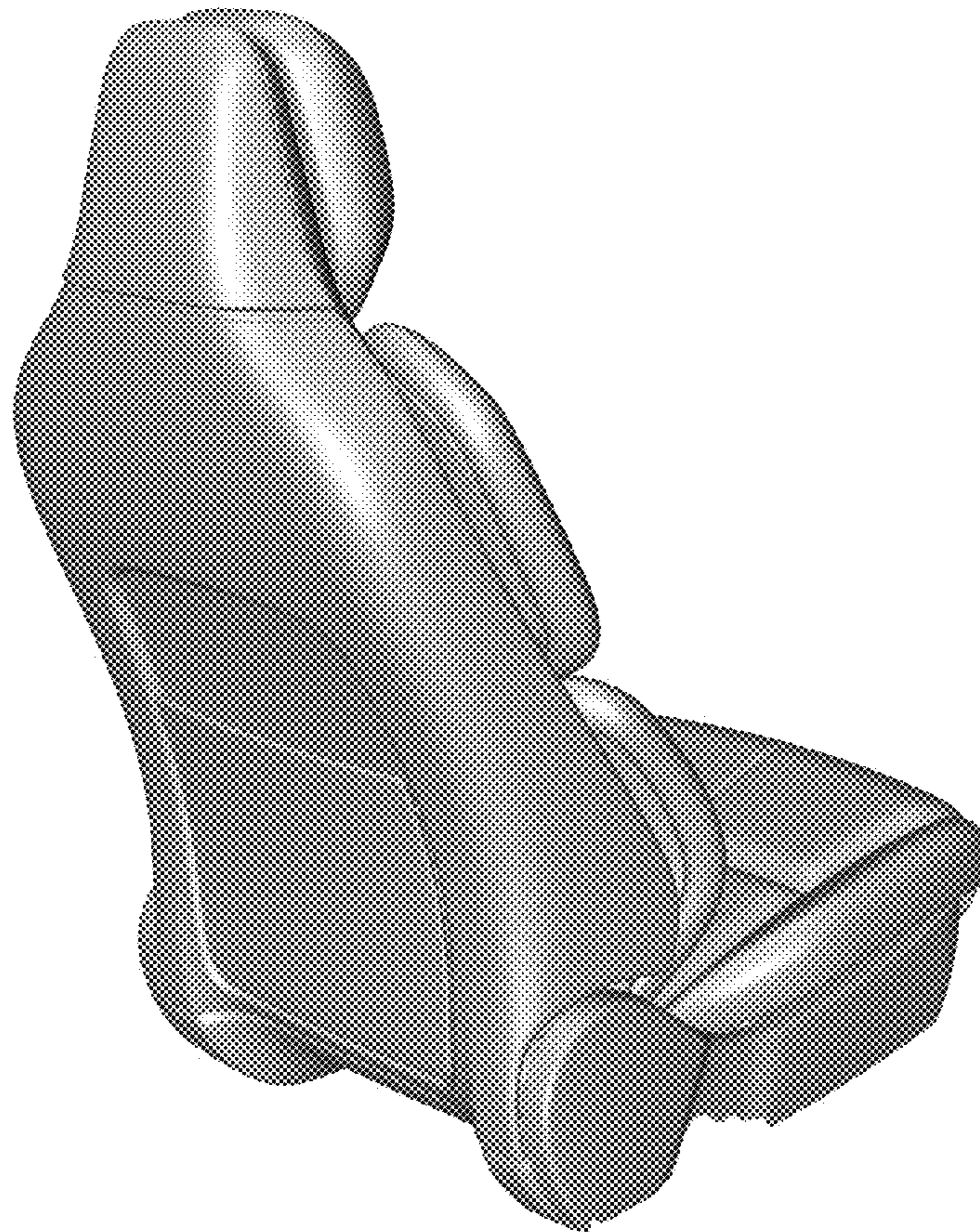


Figure 3




Figure 4



Figure 5



Figure 6

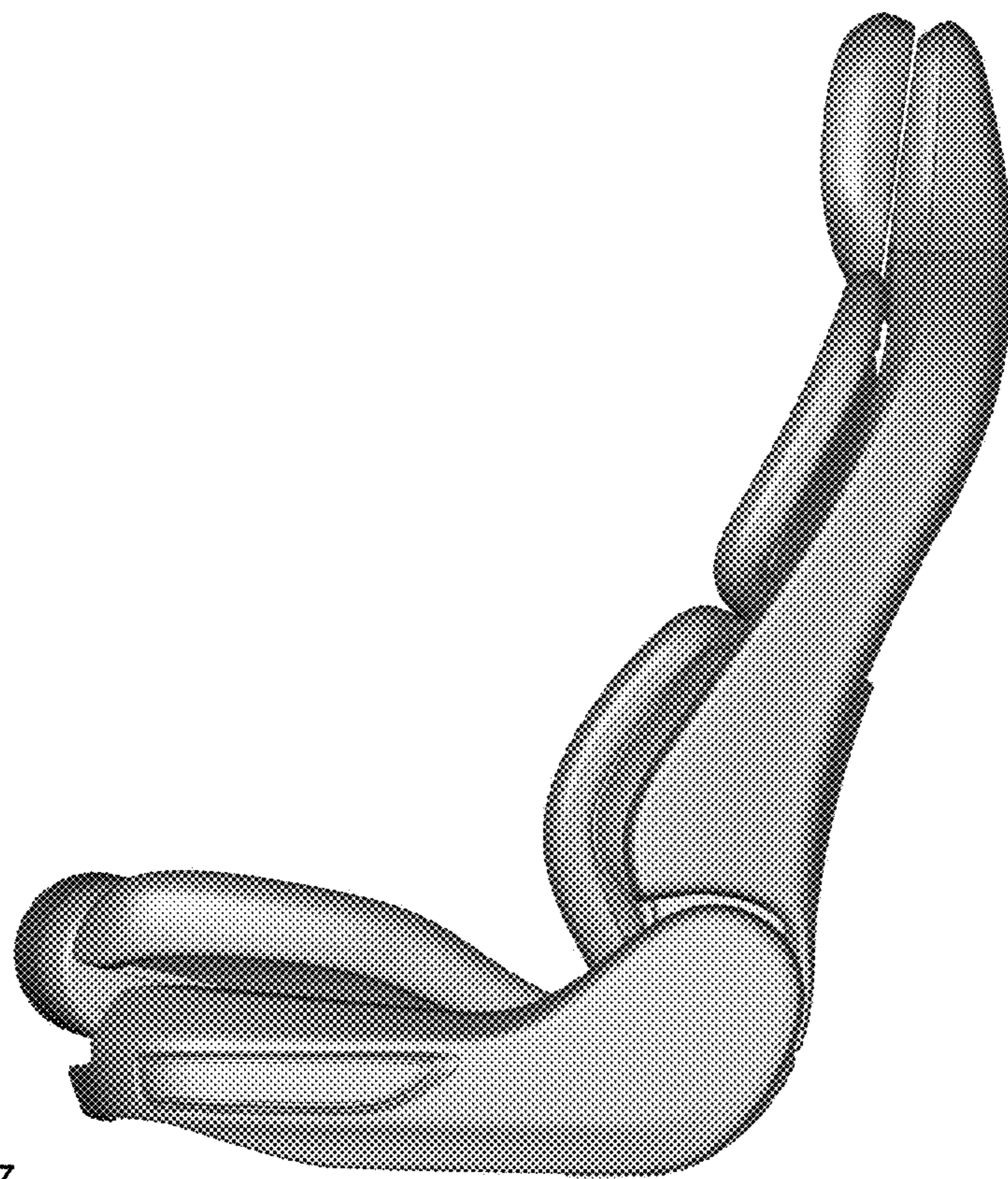


Figure 7




Figure 8