



US00D799198S

(12) **United States Design Patent** (10) **Patent No.:** **US D799,198 S**  
**Amis** (45) **Date of Patent:** **\*\* Oct. 10, 2017**

- (54) **SOCK**
- (71) Applicant: **NIKE, Inc.**, Beaverton, OR (US)
- (72) Inventor: **Hannah R. Amis**, Portland, OR (US)
- (73) Assignee: **NIKE, Inc.**, Beaverton, OR (US)
- (\*\*) Term: **15 Years**
- (21) Appl. No.: **29/583,412**
- (22) Filed: **Nov. 4, 2016**

D740,014 S 10/2015 Amis  
 D743,689 S 11/2015 Amis  
 D773,798 S \* 12/2016 Amis ..... D2/994  
 (Continued)

*Primary Examiner* — George D Kirschbaum  
*Assistant Examiner* — Jennifer Watkins  
 (74) *Attorney, Agent, or Firm* — Shook, Hardy & Bacon L.L.P.

(57) **CLAIM**  
 The ornamental design for a sock, as shown and described.

**DESCRIPTION**

FIG. 1 is a first side view of a sock showing my new design in a laid-flat configuration according to a first embodiment; FIG. 2 is a second side view thereof; FIG. 3 is a rear view with the design depicted in another laid-flat configuration; FIG. 4 is a first side perspective view of a sock showing my new design in an in-use configuration; and, FIG. 5 is a second side view thereof.

The evenly spaced broken lines shown in the drawings are directed to environment, are for informational purposes only, and form no part of the claimed design.

The dot-dash broken lines are boundary lines, which define the bounds of the claimed design. These boundaries do not exist in reality in the article embodying the design. It is understood that the claimed design extends to these boundaries but does not include the boundaries.

The sock is shown with a symbolic break in its length. The appearance of any portion of the article between the break lines forms no part of the claim.

The surface shading on the claimed portion is provided only to indicate the character and/or any contour or curvature of the surfaces. It does not indicate color, texture, markings that actually exist thereon, indicia, graphic representations, surface treatment, or any other ornamentation applied to the article.

**Related U.S. Application Data**

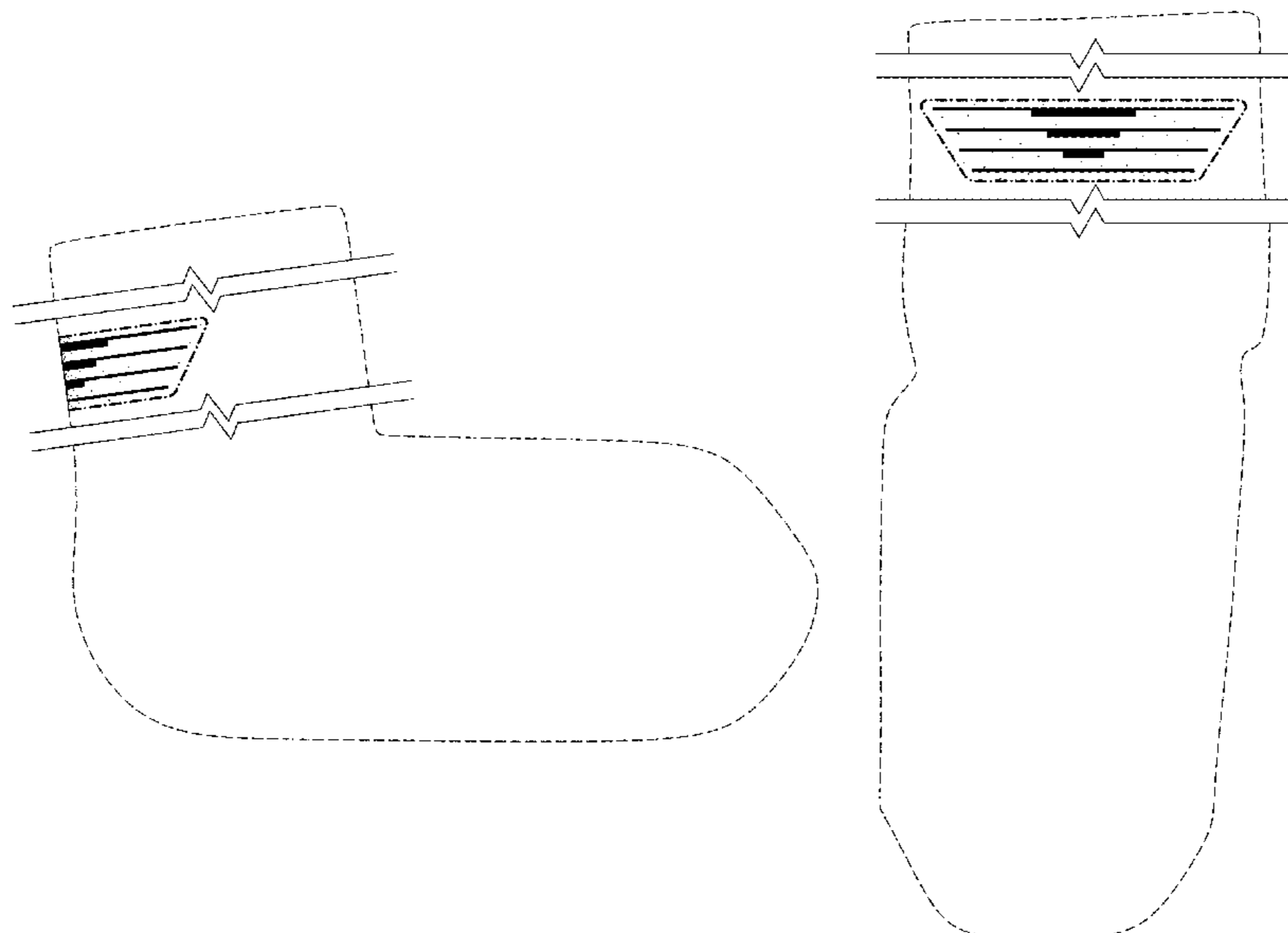
- (63) Continuation of application No. 29/527,370, filed on May 18, 2015, now Pat. No. Des. 773,798.
- (51) **LOC (10) Cl.** ..... **02-04**
- (52) **U.S. Cl.**  
USPC ..... **D2/994**
- (58) **Field of Classification Search**  
USPC ..... D2/980-994, 617-621  
CPC ..... A41B 11/004; A43B 7/26; A41D 19/0072; A41D 2400/52; A41D 19/001  
See application file for complete search history.

**References Cited**

**U.S. PATENT DOCUMENTS**

D191,988 S	*	12/1961	Bley	.....	D2/986
D392,795 S		3/1998	Ogden		
D437,480 S		2/2001	Cortinovis		
D559,526 S	*	1/2008	Schilliro'	.....	D2/980
D627,147 S		11/2010	Lambertz et al.		
D643,207 S		8/2011	Hollingsworth et al.		
D643,208 S		8/2011	Schmidt et al.		
D647,294 S		10/2011	Thelin		
D650,574 S		12/2011	Loth et al.		
D700,430 S		3/2014	Frederick		
D700,431 S		3/2014	Frederick		
D703,427 S		4/2014	Frederick		

**1 Claim, 3 Drawing Sheets**



(56)

**References Cited**

U.S. PATENT DOCUMENTS

D774,280 S \* 12/2016 Hakeem ..... D2/731  
D777,418 S \* 1/2017 Chiang ..... D2/994  
D785,312 S \* 5/2017 Small ..... D2/972  
2009/0113602 A1\* 5/2009 Lambertz ..... A41B 11/02  
2/239  
2014/0331387 A1 11/2014 Hennings

\* cited by examiner

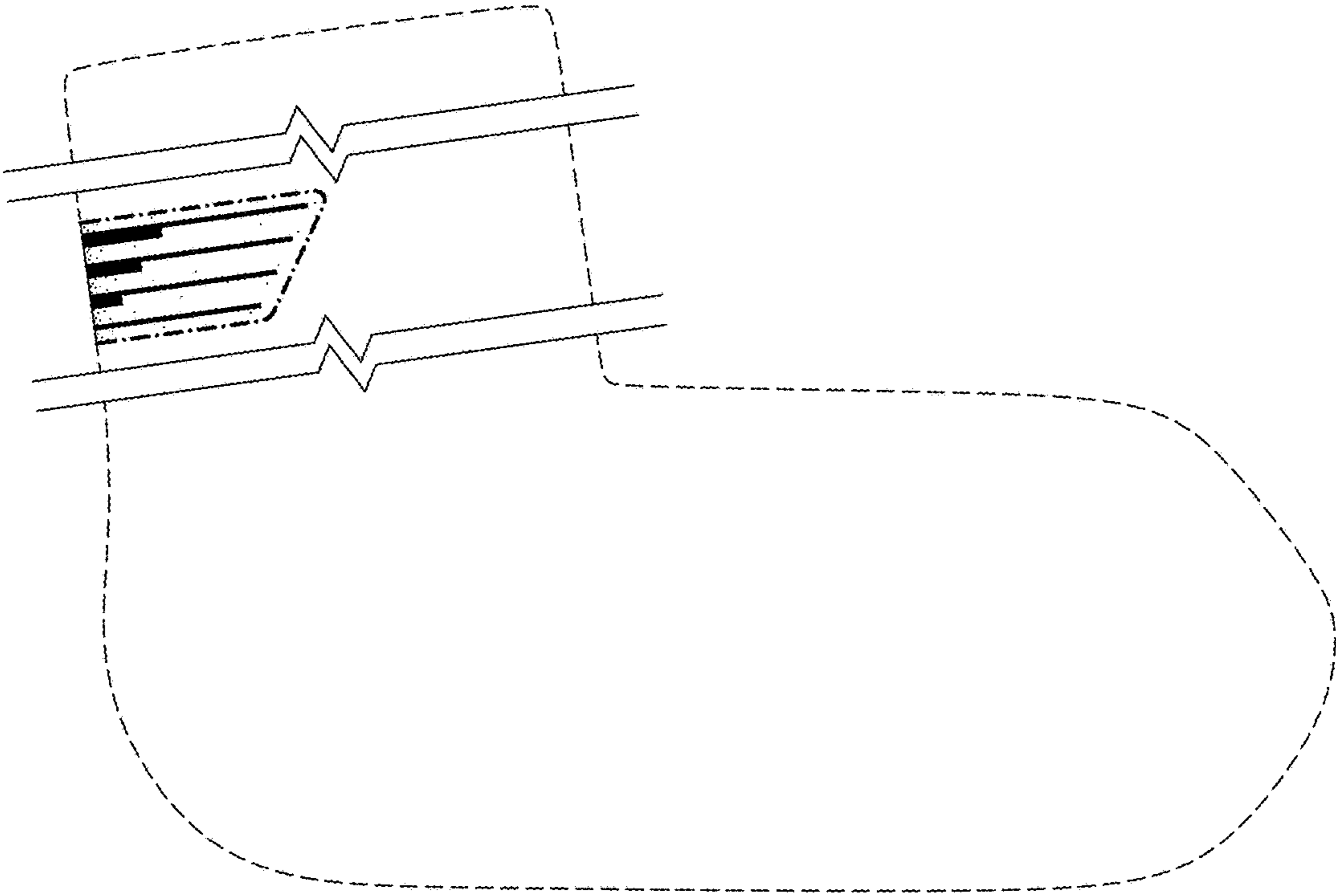


FIG. 1

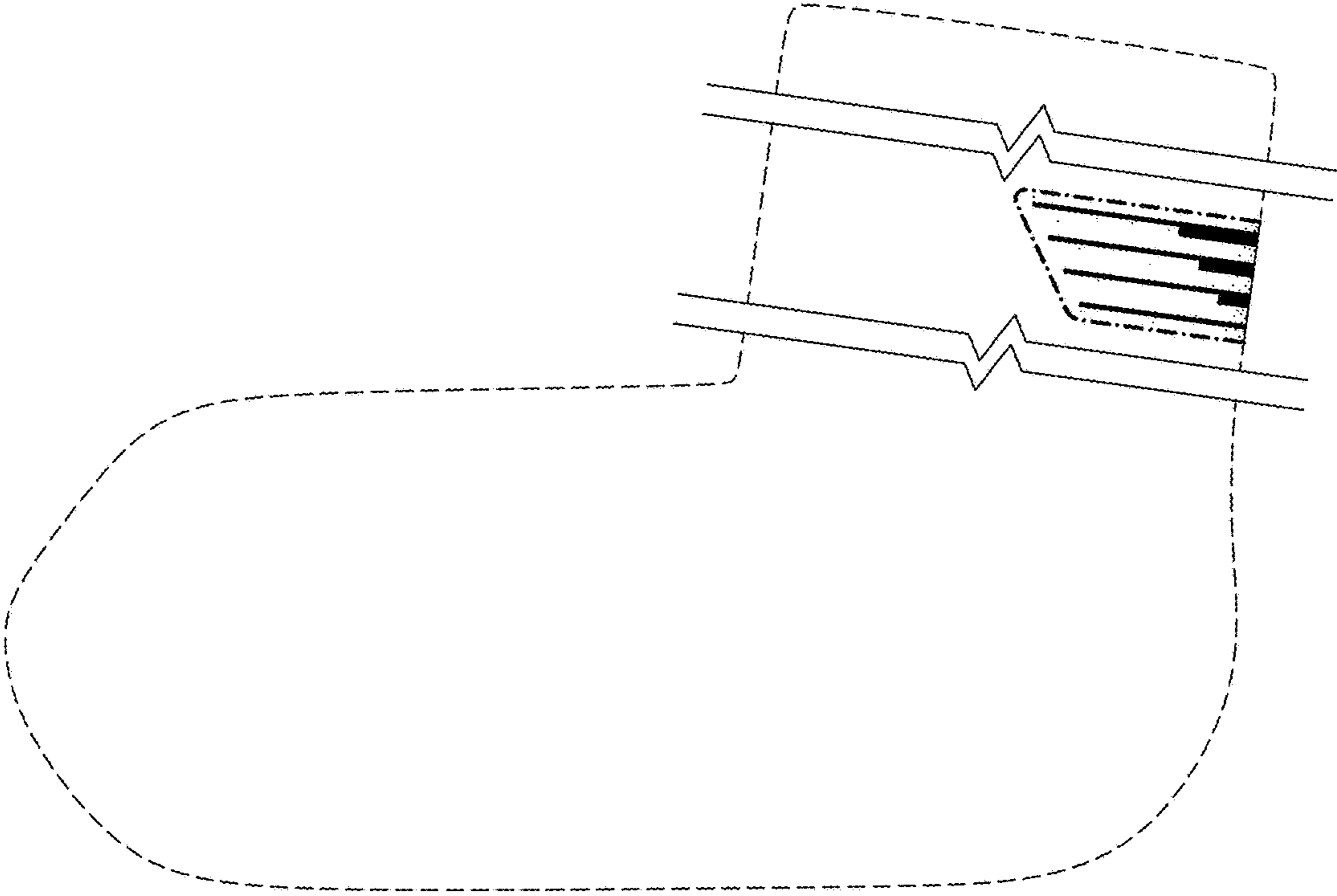


FIG. 2

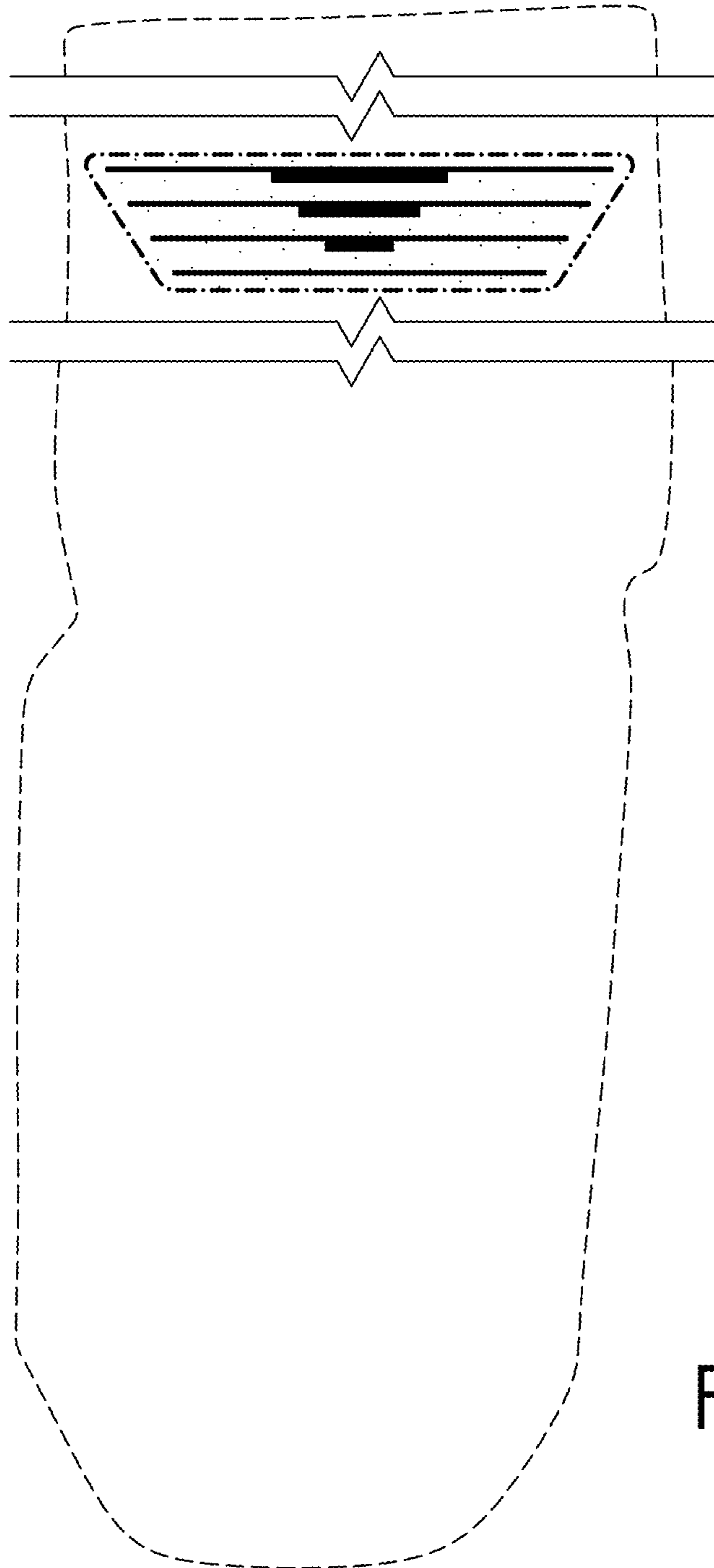


FIG. 3

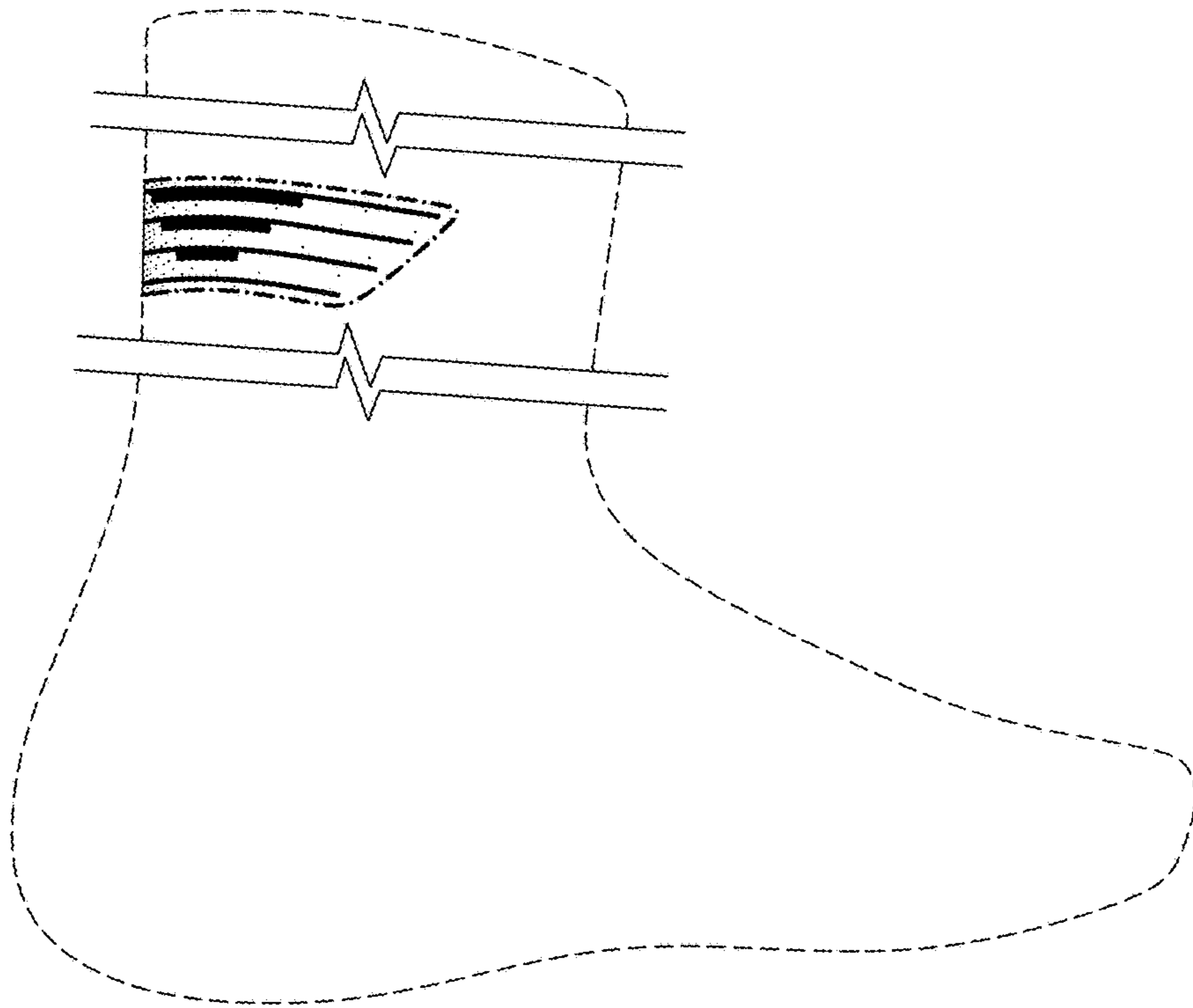


FIG. 4

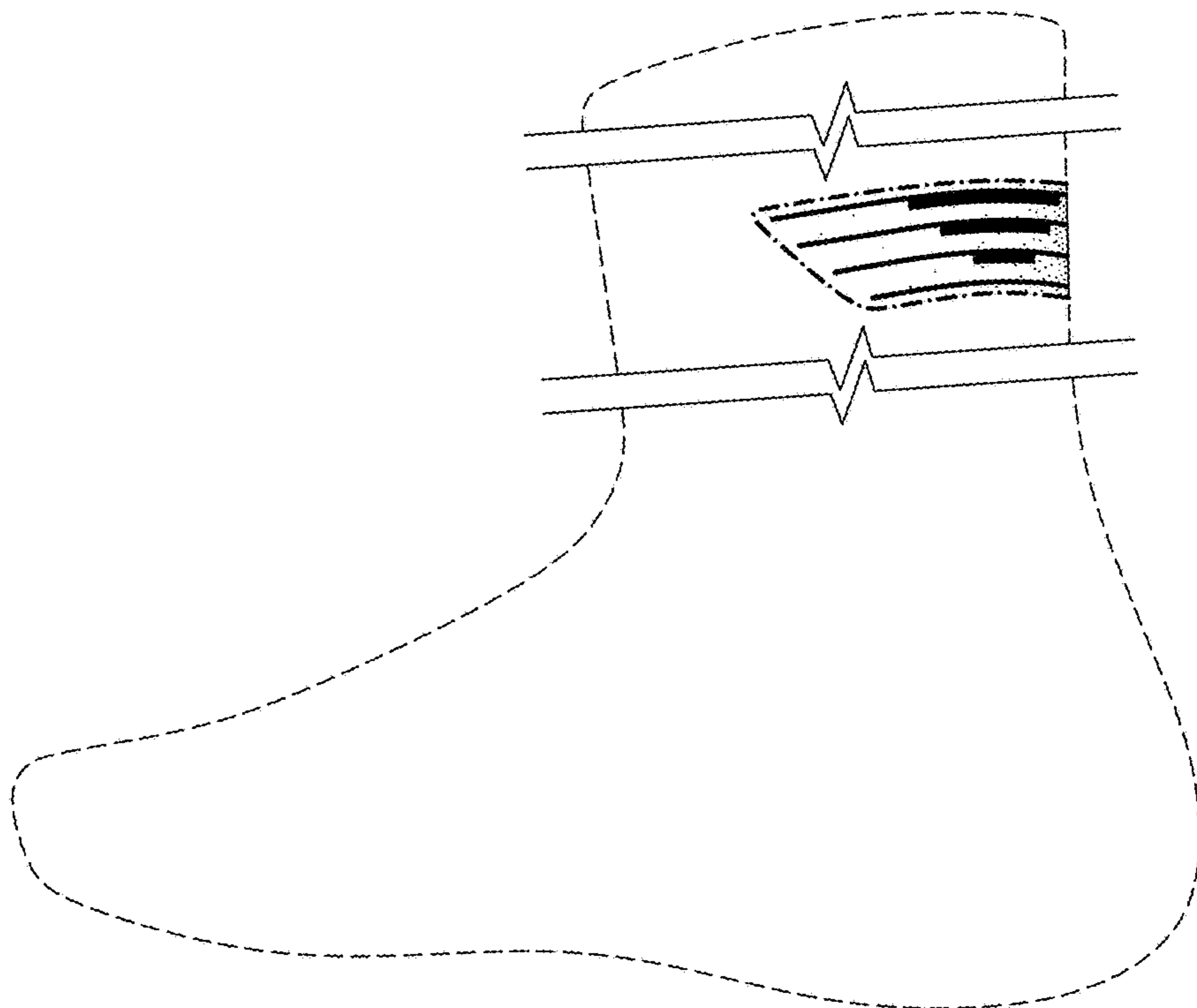


FIG. 5