



US00D799193S

(12) **United States Design Patent** (10) **Patent No.:** **US D799,193 S**
Kirschner (45) **Date of Patent:** **** Oct. 10, 2017**

(54) **SHOE UPPER**
(71) Applicant: **NIKE, Inc.**, Beaverton, OR (US)
(72) Inventor: **Patrick B. Kirschner**, Beaverton, OR (US)
(73) Assignee: **NIKE, Inc.**, Beaverton, OR (US)
(**) Term: **15 Years**
(21) Appl. No.: **29/579,602**
(22) Filed: **Sep. 30, 2016**

D305,076 S * 12/1989 Crowley D2/969
D310,441 S * 9/1990 Ali D2/969
D331,144 S 11/1992 Foster
D361,884 S * 9/1995 Lozano D2/970
D361,885 S 9/1995 Hatfield
D364,498 S 11/1995 Teague
D365,199 S 12/1995 Avar
D365,200 S 12/1995 Teague
D367,165 S 2/1996 Brooks et al.
D367,354 S 2/1996 Brooks et al.
D371,898 S 7/1996 Hatfield
D373,460 S * 9/1996 Crowley D2/969
D374,551 S 10/1996 Hatfield
D376,256 S 12/1996 Clegg

(Continued)

Related U.S. Application Data

(63) Continuation of application No. 29/545,794, filed on Nov. 16, 2015, now Pat. No. Des. 771,930.
(51) **LOC (10) Cl.** **02-99**
(52) **U.S. Cl.**
USPC **D2/973**
(58) **Field of Classification Search**
USPC D2/902, 906-908, 944, 946, 969, D2/972-974
CPC ... A43B 13/181; A43B 13/141; A43B 13/186; A43B 13/188; A43B 23/00; A43B 23/02; A43B 5/00; A43B 23/26; A43B 1/04; A43B 11/14; A43B 7/00; A43C 1/00; A43C 11/00; A43C 5/00
See application file for complete search history.

OTHER PUBLICATIONS

Ebay, "K-Swiss Adcourt," <http://www.ebay.co.uk/itm/NEW-MENS-K-SWISS-ADCOURT-DESIGNER-BRANDED-LACE-UP-MID-SUEDE-TRAINERS-SIZES-6-11-/360609966405>, retrieved from internet Jan. 18, 2016, publish date unknown, but prior to the filing of the present application, p. 1.

Primary Examiner — Dominic Simone
(74) *Attorney, Agent, or Firm* — Banner & Witcoff, Ltd.

(57) **CLAIM**

The ornamental design for a shoe upper, as shown and described.

DESCRIPTION

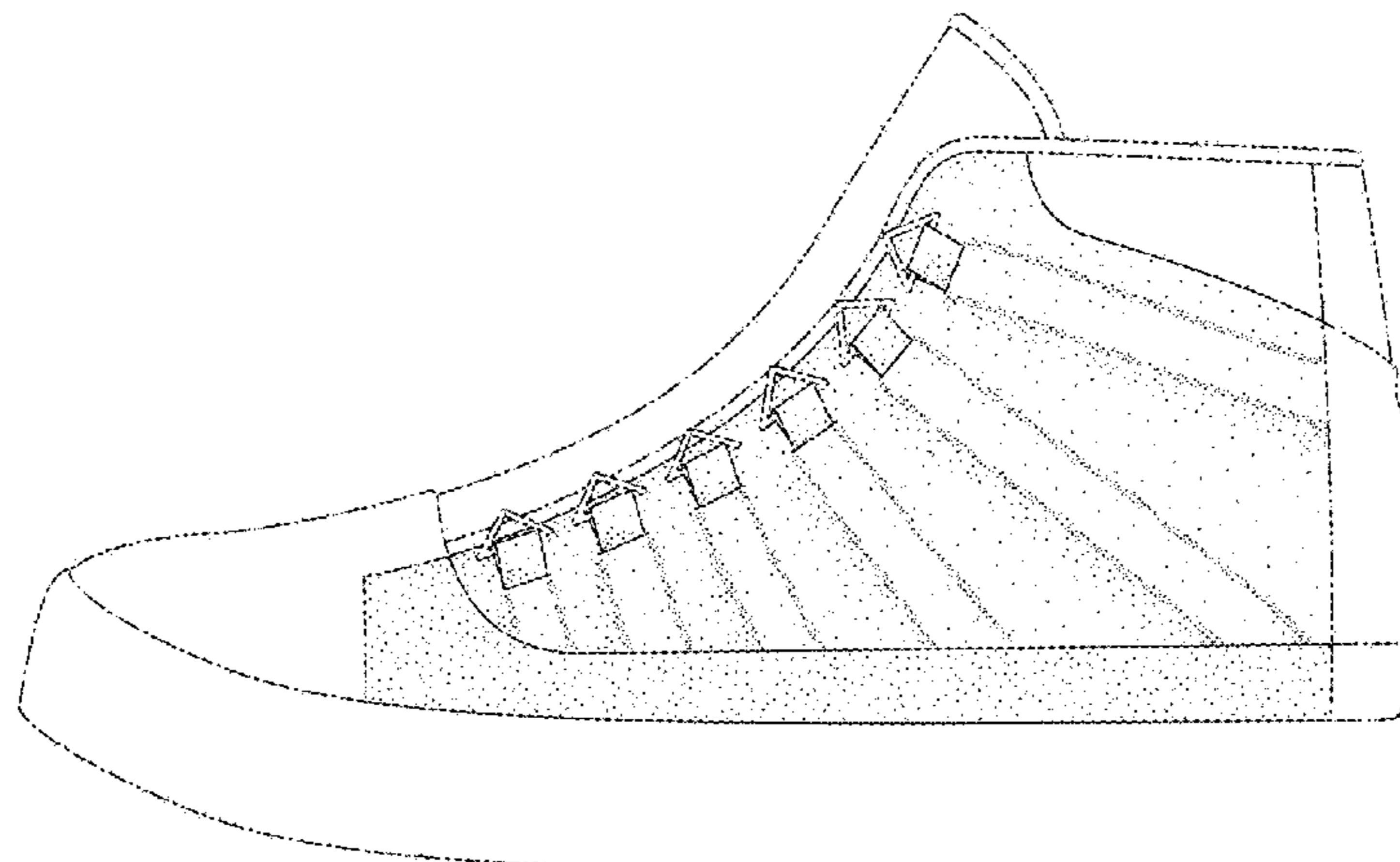
FIG. 1 is a front perspective view of a shoe upper showing my new design;
FIG. 2 is a side view thereof; and,
FIG. 3 is a rear perspective view thereof.
The broken lines immediately adjacent to the shaded area represent unclaimed boundaries of the design. The broken lines showing the triangular-shaped lacing rings and the remainder of the shoe are for environmental purposes only and form no part of the claimed design.

1 Claim, 3 Drawing Sheets

(56) **References Cited**

U.S. PATENT DOCUMENTS

D132,351 S * 5/1942 Boothby D2/973
2,287,985 A * 6/1942 Gookin A43C 5/00
24/715.1
D173,030 S 9/1954 Hoza
D278,186 S * 4/1985 Michaeli D2/969
D278,850 S * 5/1985 Michaeli D2/969
D296,612 S 7/1988 Brown et al.
D296,722 S 7/1988 Brown et al.
D296,723 S 7/1988 Diaz



(56)

References Cited

U.S. PATENT DOCUMENTS

D379,865 S	*	6/1997	Hewett	D2/969	D524,532 S	7/2006	Roulo
D385,994 S		11/1997	Clegg			D525,023 S	7/2006	Fogg
D386,607 S		11/1997	Selbiger			D527,884 S	9/2006	Morris
D391,068 S		2/1998	Aveni et al.			D527,890 S	9/2006	Shaffer
D392,456 S		3/1998	Yun			D528,279 S	9/2006	Smith, III
D393,360 S		4/1998	Aveni et al.			D528,764 S	9/2006	Clancy
D398,750 S	*	9/1998	Duclos	D2/944	D528,773 S	9/2006	Henderson
D402,457 S	*	12/1998	Greenberg	D2/969	D529,273 S	10/2006	Lotti
D405,600 S		2/1999	Hamel			D532,965 S	12/2006	Huthmaker
D424,290 S	*	5/2000	Lamprou	D2/902	D533,990 S	12/2006	Mueller
D437,675 S		2/2001	Dahlsten			D539,520 S	4/2007	Mochen
D444,624 S		7/2001	Wilson			D540,025 S	4/2007	Shaffer
D444,938 S		7/2001	Smith			D541,025 S	4/2007	Mochen
D485,051 S		1/2004	Bradford			D545,557 S	7/2007	Caine
D485,671 S		1/2004	Estey			D545,559 S	7/2007	Roulo et al.
D499,874 S		12/2004	Panariello, Jr.			D548,451 S	8/2007	Mueller
D500,197 S		12/2004	Young			D551,842 S	10/2007	Kuerbis et al.
D505,006 S		5/2005	Fogg			D551,844 S	10/2007	Hlavacs
D514,305 S		2/2006	Chang			D553,339 S	10/2007	Fogg
D520,730 S		5/2006	Mueller			D574,590 S	8/2008	Maejima
D523,222 S		6/2006	Savage			D636,592 S	4/2011	Dekovic
						D682,535 S	5/2013	Dekovic
						D694,512 S	12/2013	James
						D700,428 S	3/2014	Kuerbis

* cited by examiner

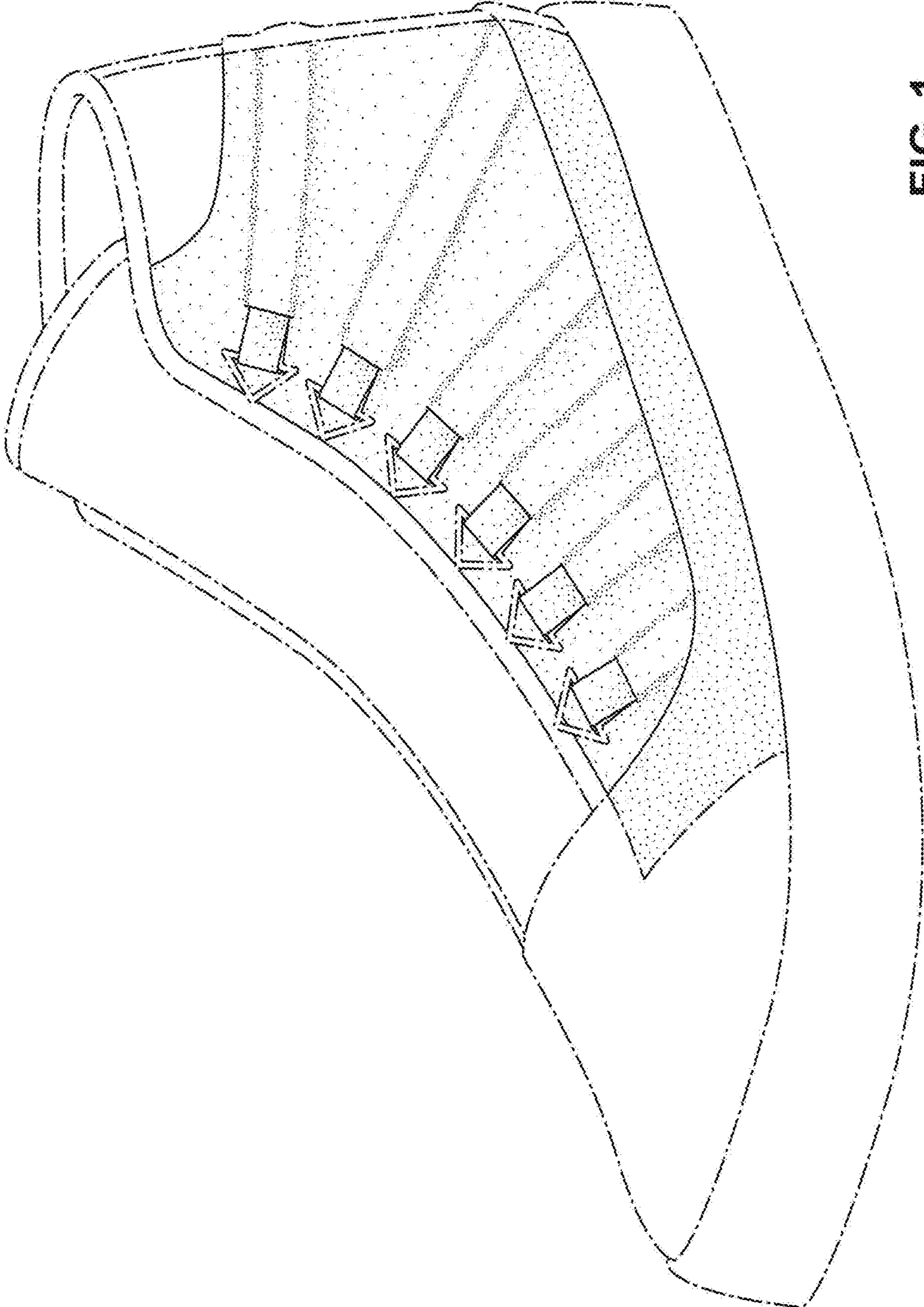


FIG. 1

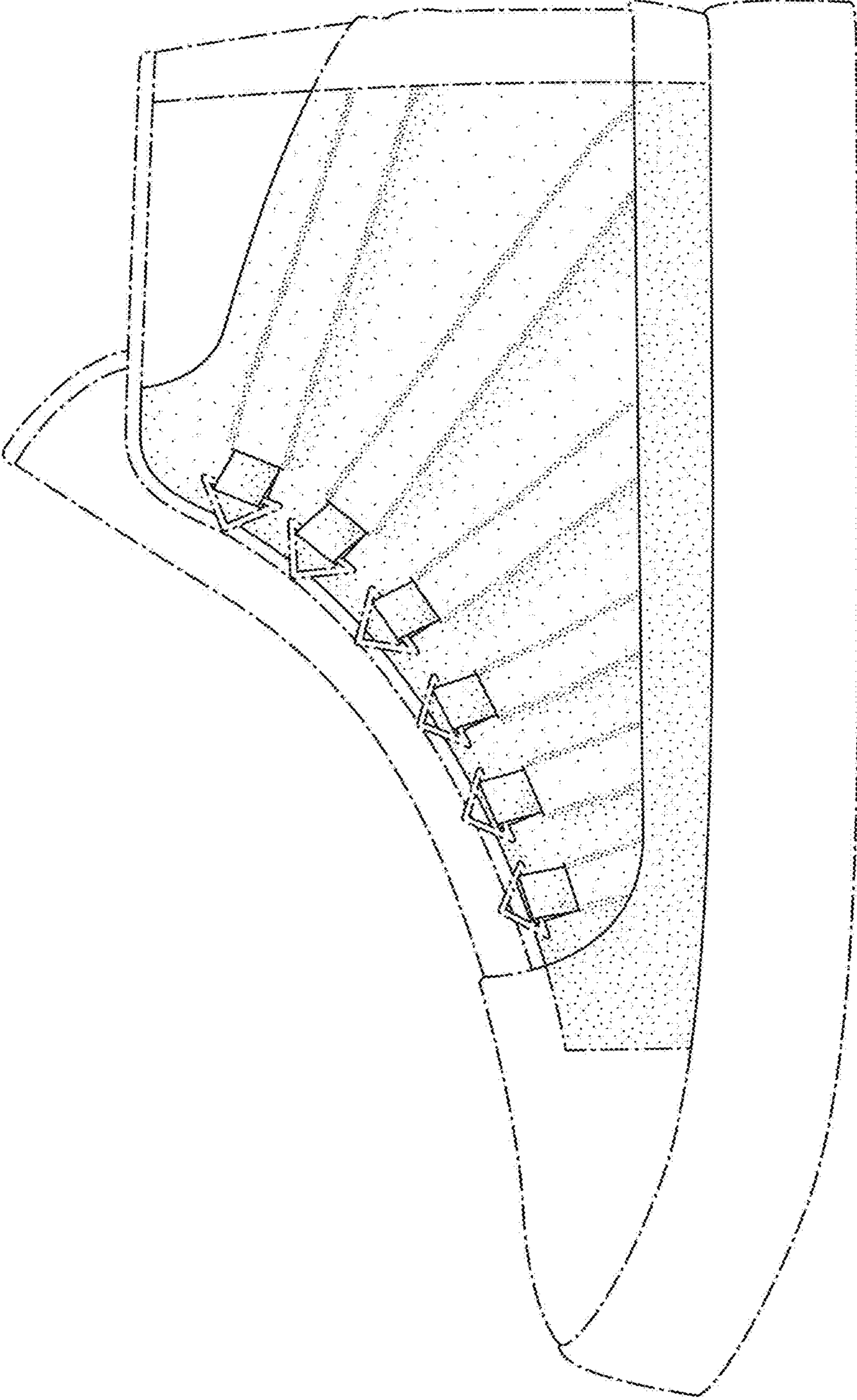


FIG. 2

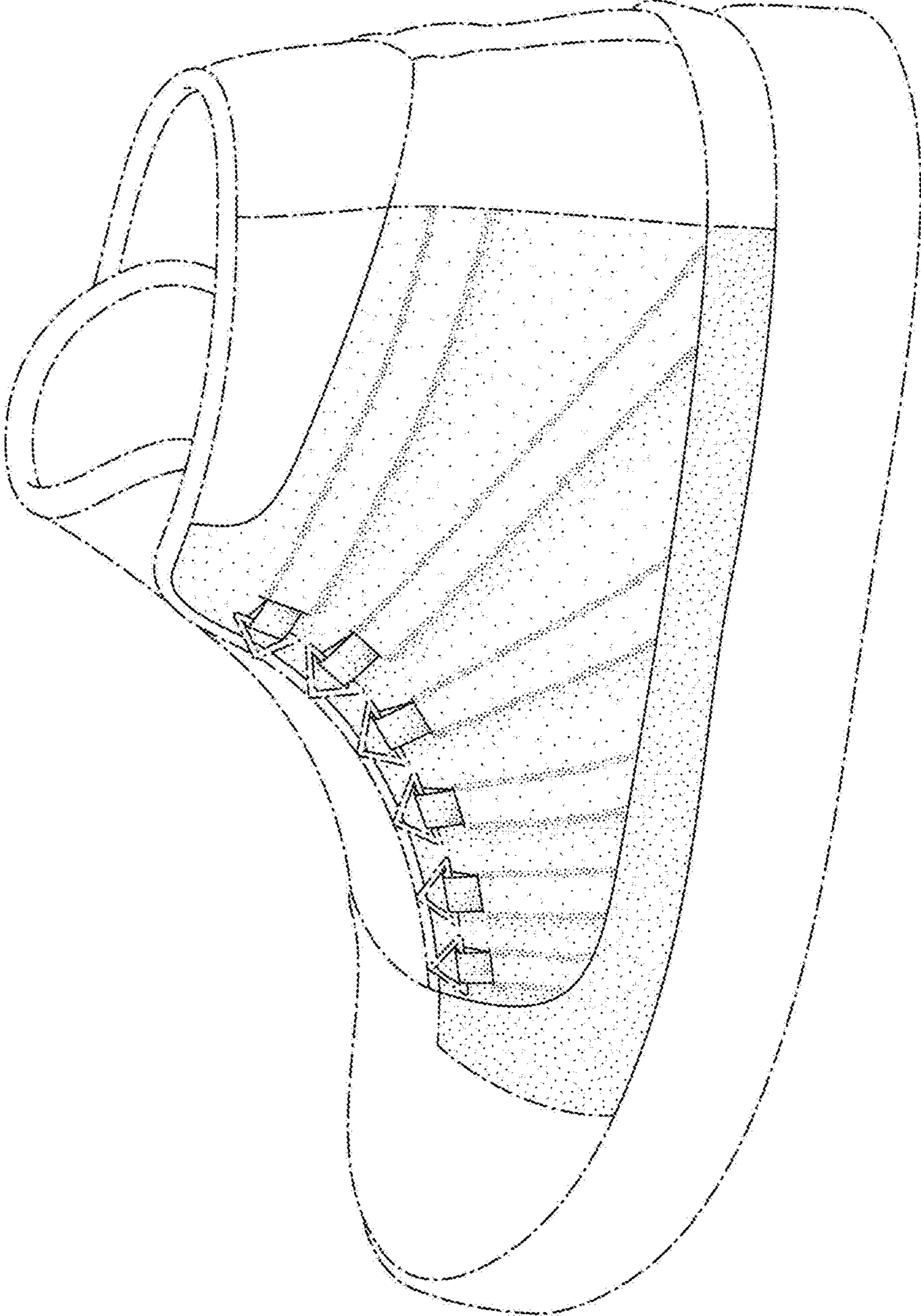


FIG. 3