



US00D799190S

(12) **United States Design Patent** (10) **Patent No.:** **US D799,190 S**
Enayah (45) **Date of Patent:** **** Oct. 10, 2017**

(54) **SHOE UPPER**

- (71) Applicant: **NIKE, Inc.**, Beaverton, OR (US)
- (72) Inventor: **Jalal Enayah**, Portland, OR (US)
- (73) Assignee: **NIKE, Inc.**, Beaverton, OR (US)
- (**) Term: **15 Years**

(21) Appl. No.: **29/574,302**

(22) Filed: **Aug. 13, 2016**

(51) **LOC (10) Cl.** **02-04**

(52) **U.S. Cl.**
USPC **D2/972**

(58) **Field of Classification Search**
USPC D2/969, 970, 972-974, 977, 902,
D2/906-912, 943-945, 980, 983, 901;
D24/192
CPC ... A43B 3/0047; A43B 3/0052; A43B 3/0057;
A43B 3/0063; A43B 3/0068; A43B
3/0073; A43B 1/04; A43B 1/06; A43B
5/00; A43B 5/02; A43B 5/06; A43B 5/10;
A43B 5/14; A43B 23/0245; A43B
13/125; A43B 13/186; A43C 3/00; A43C
7/06

See application file for complete search history.

(56) **References Cited**

U.S. PATENT DOCUMENTS

D466,683	S	*	12/2002	Chen	D2/907
D473,700	S	*	4/2003	Adreliunas	D2/943
D473,701	S	*	4/2003	Adreliunas	D2/943
D485,051	S	*	1/2004	Bradford	D2/969
D494,351	S	*	8/2004	Kuerbis	D2/972
D504,761	S	*	5/2005	Adreliunas	D2/969
D665,158	S	*	8/2012	Castellon	D2/970
D756,100	S	*	5/2016	Portzline	D2/973
D756,101	S	*	5/2016	Portzline	D2/973

OTHER PUBLICATIONS

“First Look at the Jordan Ultra Fly 2,” Nike Jordan Ultra Fly 2 pictured therein, as posted at SneakerNews.com [online], posted on Mar. 15, 2017, [site visited Aug. 2, 2017]. Available on the Internet, <URL: <https://sneakernews.com/2017/03/15/first-look-jordan-ultra-fly-2/>>.*
Jordan Brand Unveils the Ultra.Fly [online], [retrieved Jan. 9, 2017], Retrieved from Internet <URL: <<http://news.nike.com/news/jordan-brand-unveils-the-ultra-fly>> >; 5 color sheets, Dated Mar. 16, 2016.

* cited by examiner

Primary Examiner — Jeffrey D Asch
Assistant Examiner — Rebekah A Caruso
(74) *Attorney, Agent, or Firm* — Banner & Witcoff, Ltd.

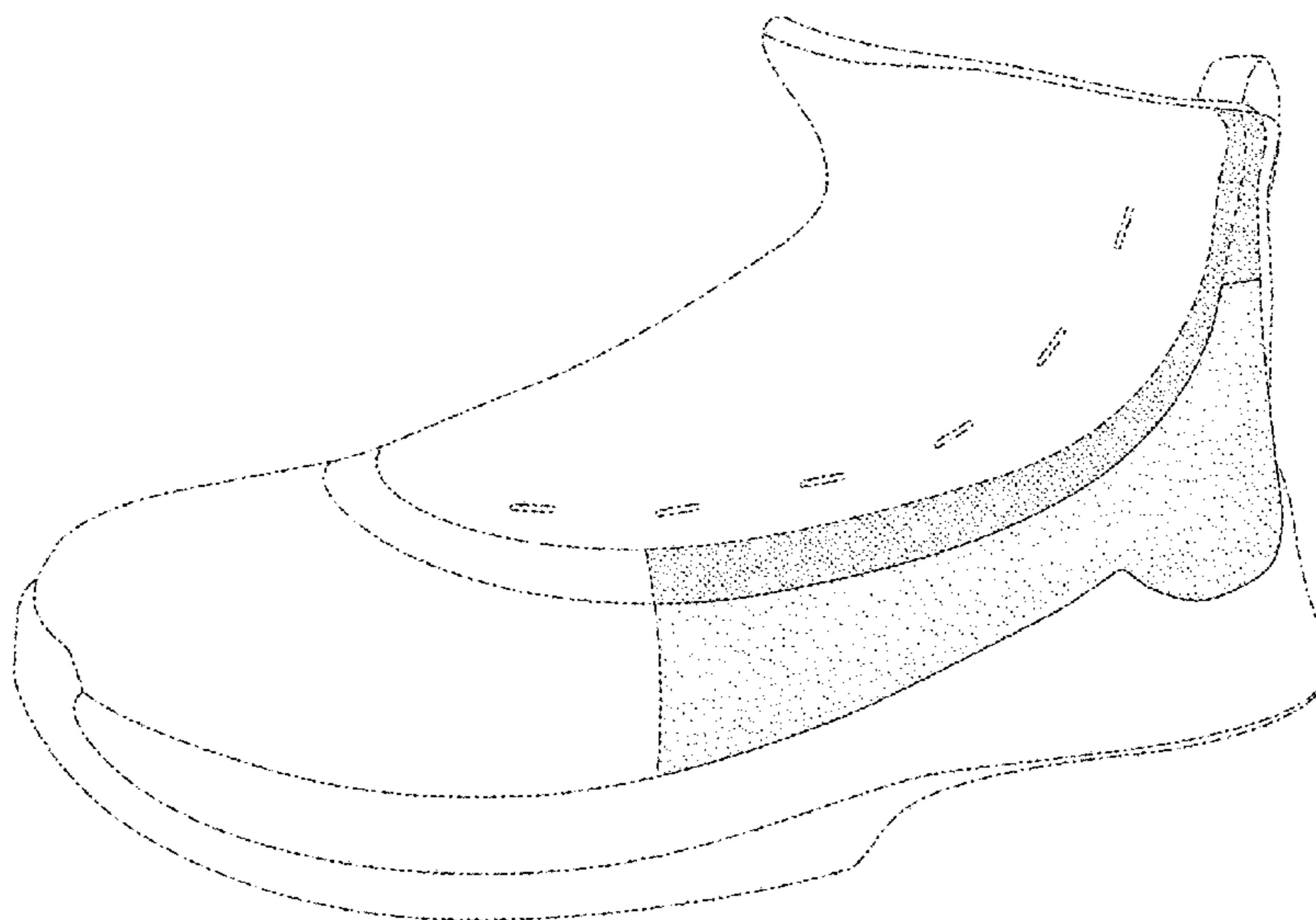
(57) **CLAIM**

The ornamental design for a shoe upper, as shown and described.

DESCRIPTION

FIG. 1 is a front perspective view of a shoe upper showing my new design;
FIG. 2 is a side view thereof; and,
FIG. 3 is a rear perspective view thereof.
The even-length broken lines within the shaded area depict a feature that forms no part of the claimed design. The uneven-length broken lines immediately adjacent to the shaded area define the bounds of the claimed design, and form no part thereof. The uneven-length broken lines showing the remainder of the shoe are for environmental purposes only and form no part of the claimed design. The contrast in shading represents a contrast in appearance only and does not represent any particular color, material, texture or finish.

1 Claim, 3 Drawing Sheets



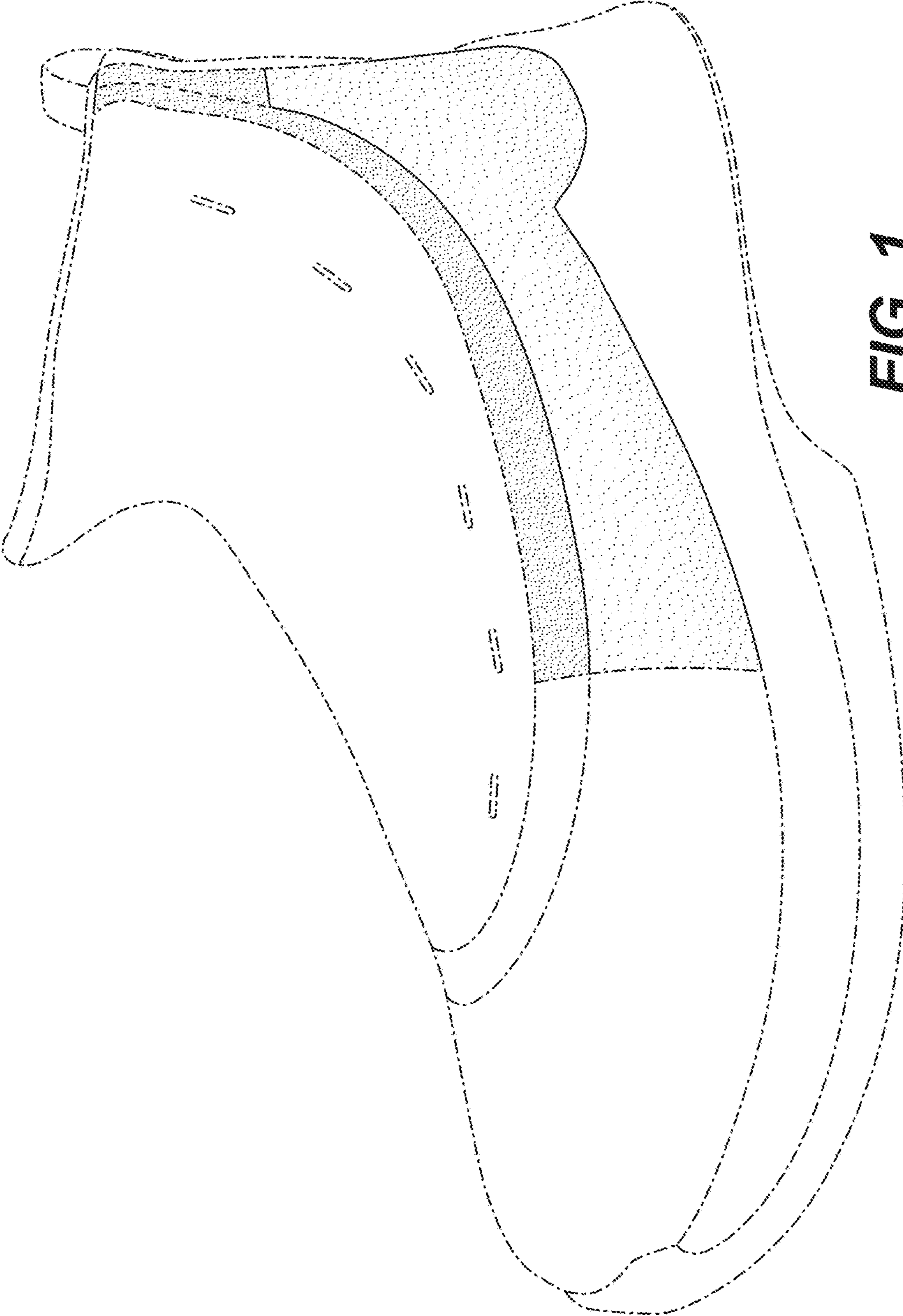


FIG. 1

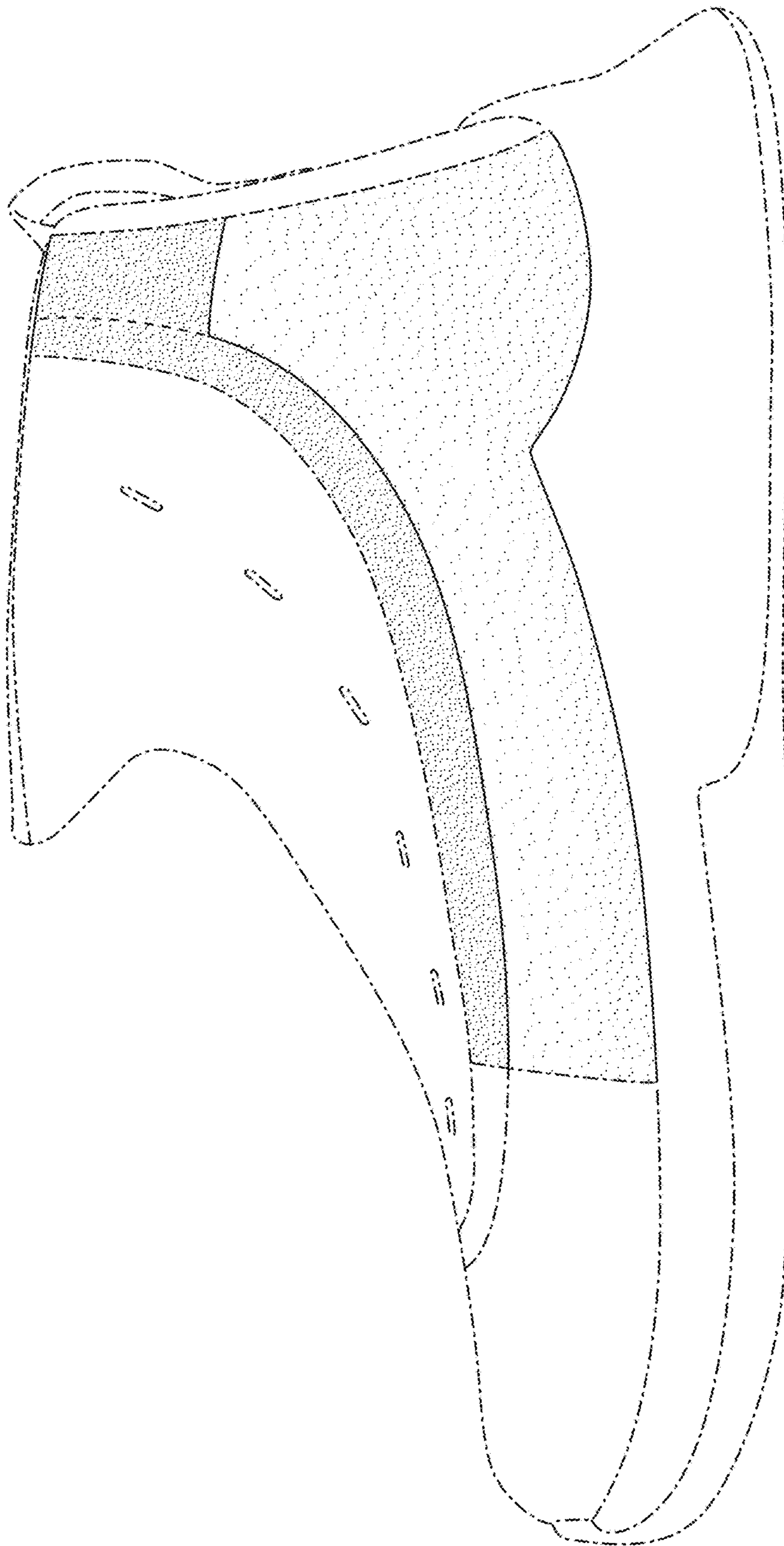


FIG. 2

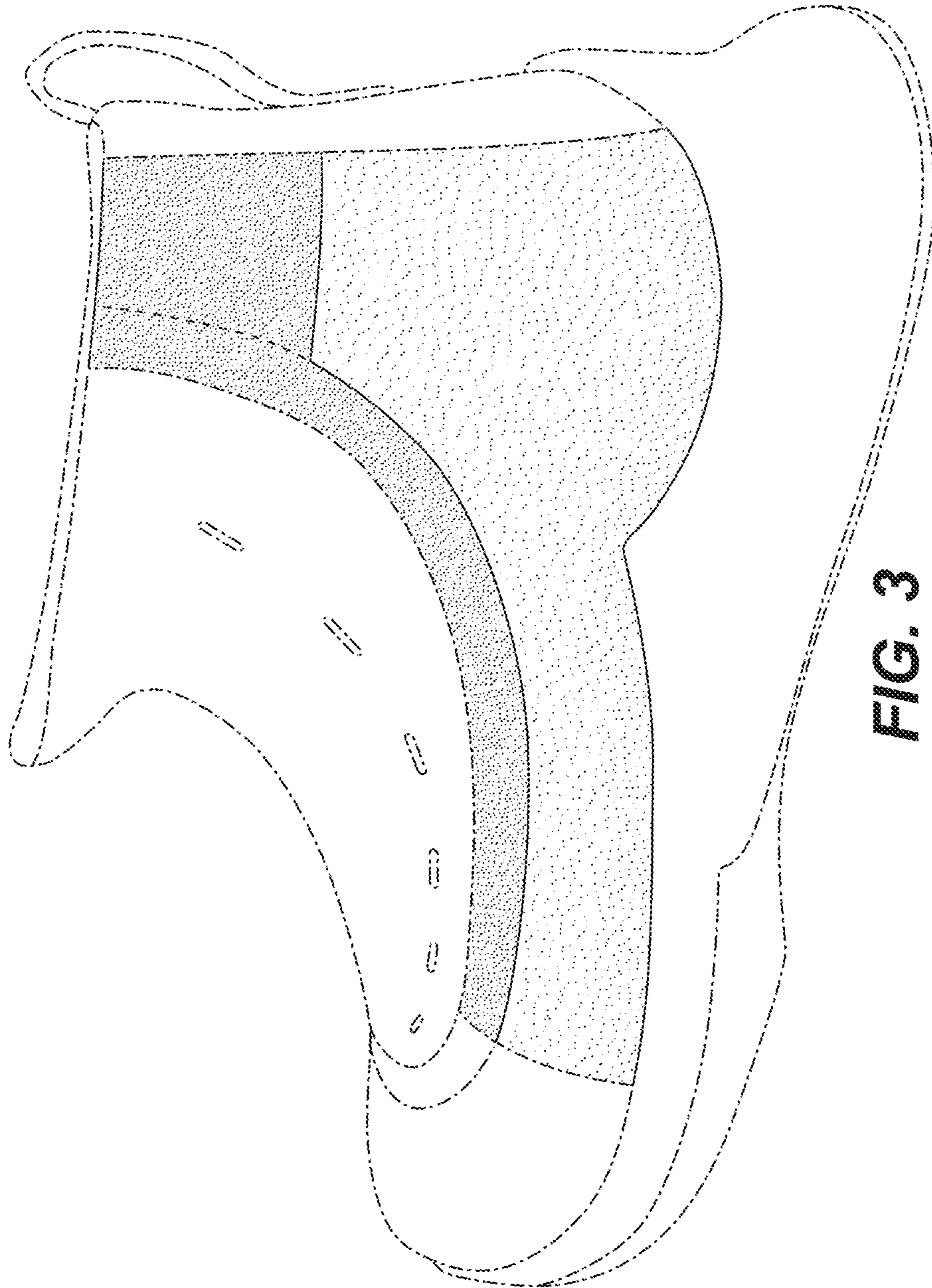


FIG. 3