



US00D799186S

(12) **United States Design Patent** (10) **Patent No.:** **US D799,186 S**
Hardman (45) **Date of Patent:** **** Oct. 10, 2017**

- (54) **SHOE UPPER**
- (71) Applicant: **NIKE, Inc.**, Beaverton, OR (US)
- (72) Inventor: **Tony Hardman**, Portland, OR (US)
- (73) Assignee: **NIKE, Inc.**, Beaverton, OR (US)
- (**) Term: **15 Years**
- (21) Appl. No.: **29/602,276**
- (22) Filed: **Apr. 28, 2017**

- D404,136 S 1/1999 Dunshee et al.
- D407,160 S 3/1999 Dunshee et al.
- D409,357 S 5/1999 Hirata
- D432,292 S 10/2000 Kim
- D434,544 S 12/2000 Goldman
- D475,176 S 6/2003 Moxey, Jr.
- D493,029 S 7/2004 Jacobs
- D495,862 S 9/2004 Riosa
- D535,085 S 1/2007 Berg et al.
- D540,519 S 4/2007 Hobson
- D553,839 S 10/2007 Tapolcai et al.
- D556,434 S 12/2007 Walton
- D560,893 S 2/2008 Belley et al.
- D567,496 S 4/2008 Belley et al.
- D569,588 S 5/2008 James
- D570,588 S 6/2008 Petrie

(Continued)

Related U.S. Application Data

- (63) Continuation of application No. 29/570,128, filed on Jul. 5, 2016.

(51) **LOC (10) Cl.** **02-04**

(52) **U.S. Cl.**
USPC **D2/969**; D2/978

(58) **Field of Classification Search**
USPC D2/902, 906-907, 909-912, 943-946,
D2/957-960, 964, 969, 972-974,
D2/976-978, 711, 853, 856, 857, 858,
D2/859, 621, 623, 627, 639; D11/200,
D11/210, 4, 45, 86; D28/42, 43;
D24/189

CPC ... A43B 3/0047; A43B 3/0052; A43B 3/0057;
A43B 3/0063; A43B 3/0068; A43B
3/0073; A43B 1/04; A43B 1/06; A43B
5/00; A43B 5/02; A43B 5/06; A43B 5/10;
A43B 5/14; A43B 23/0245; A43B
13/125; A43B 13/186; A43C 3/00; A43C
7/06

See application file for complete search history.

(56) **References Cited**

U.S. PATENT DOCUMENTS

- D267,441 S 1/1983 Clarvit
- 4,370,818 A 2/1983 Simoglou
- D336,971 S 7/1993 Flisek
- 5,666,982 A 9/1997 Pignon

OTHER PUBLICATIONS

Jordan Brand Releases the Flight Flex Trainer 2 [online], [retrieved Feb. 14, 2017], Retrieved from Internet URL: <http://sneakernews.com/2015/06/21/jordan-brand-releases-the-flight-flex-trainer-2/2/>; 8 color sheets, Dated Jun. 21, 2015.

(Continued)

Primary Examiner — Jeffrey D Asch
Assistant Examiner — Rebekah A Caruso
(74) *Attorney, Agent, or Firm* — Banner & Witcoff, Ltd.

(57) **CLAIM**

The ornamental design for a shoe upper, as shown and described.

DESCRIPTION

FIG. 1 is a photographic front perspective view of a shoe upper showing my new design; FIG. 2 is a medial side view thereof; FIG. 3 is a lateral side view thereof; FIG. 4 is a front view thereof; FIG. 5 is a rear view thereof; and, FIG. 6 is a top view thereof.

1 Claim, 6 Drawing Sheets



(56)

References Cited

U.S. PATENT DOCUMENTS

D571,990 S 7/2008 James
D577,897 S 10/2008 Belley et al.
7,437,837 B2 10/2008 Jacobs
D598,188 S 8/2009 Walton
D598,190 S 8/2009 Weber
D612,588 S 3/2010 Feller et al.
D613,043 S 4/2010 Walton
D615,285 S 5/2010 Martin
D622,494 S 8/2010 Warren
D635,340 S 4/2011 Blakeslee
D636,983 S 5/2011 Torrance et al.
D648,112 S 11/2011 Mermet
D649,757 S 12/2011 Walton
D667,167 S 9/2012 Stewart
D680,316 S 4/2013 Mermet
D682,526 S 5/2013 Link
D683,122 S 5/2013 Hall
D686,734 S 7/2013 Tsuruta et al.
8,590,544 B2 11/2013 Stewart
D698,128 S 1/2014 Cabrera
D710,518 S 8/2014 Reese
D713,633 S 9/2014 Dolce
D762,353 S 8/2016 Sirius-EI
D771,932 S 11/2016 Little
D781,565 S 3/2017 Johnsongriffin
D784,616 S 4/2017 Honeyman

OTHER PUBLICATIONS

PG1 Reflects Paul Georges Versatility on Both Sides of the Court [online], [retrieved Jun. 5, 2017], Retrieved from Nike News <URL: <http://news.nike.com/news/paul-george-pg-1>>; 7 color sheets, Dated Jan. 9, 2017.



FIG. 1



FIG. 2

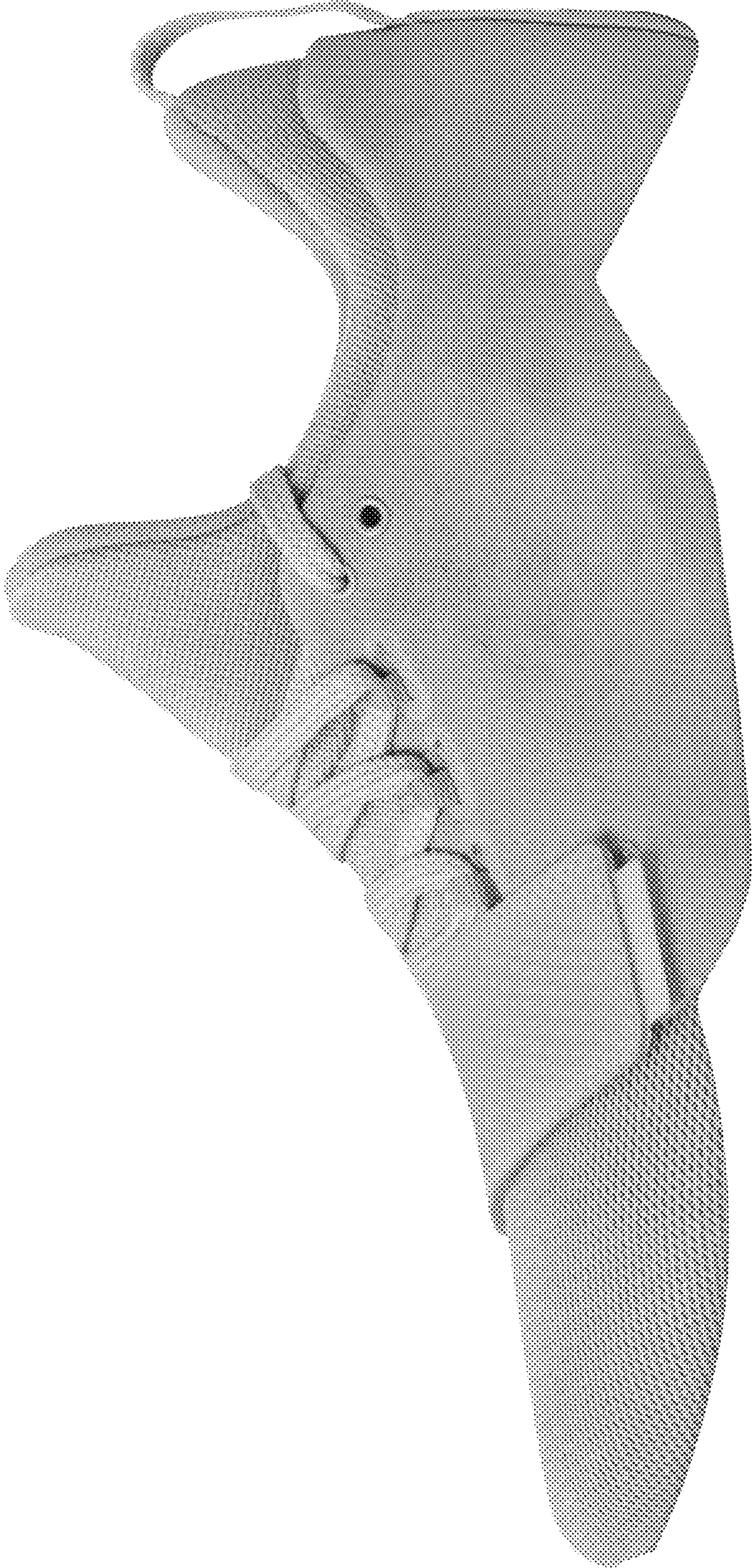


FIG. 3




FIG. 4




FIG. 5

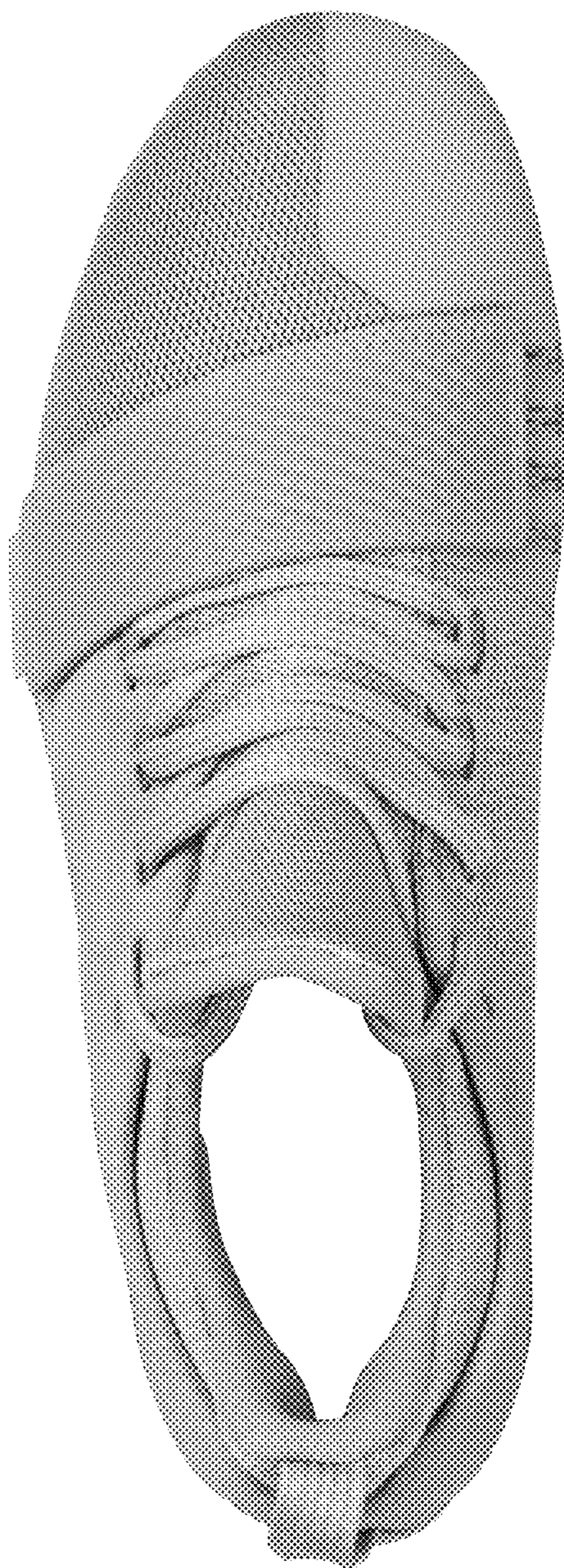


FIG. 6