



US00D799174S

(12) **United States Design Patent**
Maier

(10) **Patent No.:** **US D799,174 S**

(45) **Date of Patent:** **** Oct. 10, 2017**

(54) **SLIPPER**

(71) Applicant: **BOTTEGA VENETA SA**, Cadempino (CH)

(72) Inventor: **Thomas Rudolf Maier**, Palm Beach, FL (US)

(73) Assignee: **BOTTEGA VENETA SA**, Cadempino (CH)

(**) Term: **15 Years**

(21) Appl. No.: **29/587,099**

(22) Filed: **Dec. 9, 2016**

(30) **Foreign Application Priority Data**

Aug. 2, 2016 (WO) DM/092156

(51) **LOC (10) Cl.** **02-04**

(52) **U.S. Cl.**
USPC **D2/919**; D2/922

(58) **Field of Classification Search**
USPC D2/986, 919, 922, 925-942, 969, 971;
36/1, 83, 8.1-8.3, 9 R, 10, 45-58, 104,
36/108, 76 R
CPC A43B 21/00; A43B 21/02; A43B 21/06;
A43B 9/14; A43B 1/0045; A43B 13/10;
A43B 13/12; A43B 23/06; A43B 23/07;
A43B 1/0036; A43B 5/12
See application file for complete search history.

(56) **References Cited**

U.S. PATENT DOCUMENTS

D31,422 S * 8/1899 Kingsland 36/11.5
D64,599 S * 5/1924 Muntener D2/922

D73,808 S * 11/1927 Veran D2/926
D73,809 S * 11/1927 Veran D2/926
D92,204 S * 5/1934 Perugia D2/926
D93,632 S * 10/1934 Perugia D2/926
D95,540 S * 5/1935 Perugia D2/926
D99,196 S * 4/1936 Jerro D2/932
D121,157 S * 6/1940 Earl D2/921
D134,417 S * 11/1942 Pfeiffer D2/916
D152,209 S * 12/1948 Page D2/922
D415,606 S * 10/1999 Bray, Jr. D2/919
D515,789 S * 2/2006 Choi D2/925
540,022 A1 * 4/2007 Lebo D2/971
D543,345 S * 5/2007 Andersen D2/916
D546,040 S * 7/2007 Andersen D2/919
D579,643 S * 11/2008 Wolf D2/923
D650,973 S * 12/2011 Panariello D2/919

* cited by examiner

Primary Examiner — Dominic V Simone
(74) *Attorney, Agent, or Firm* — Lucas & Mercanti, LLP

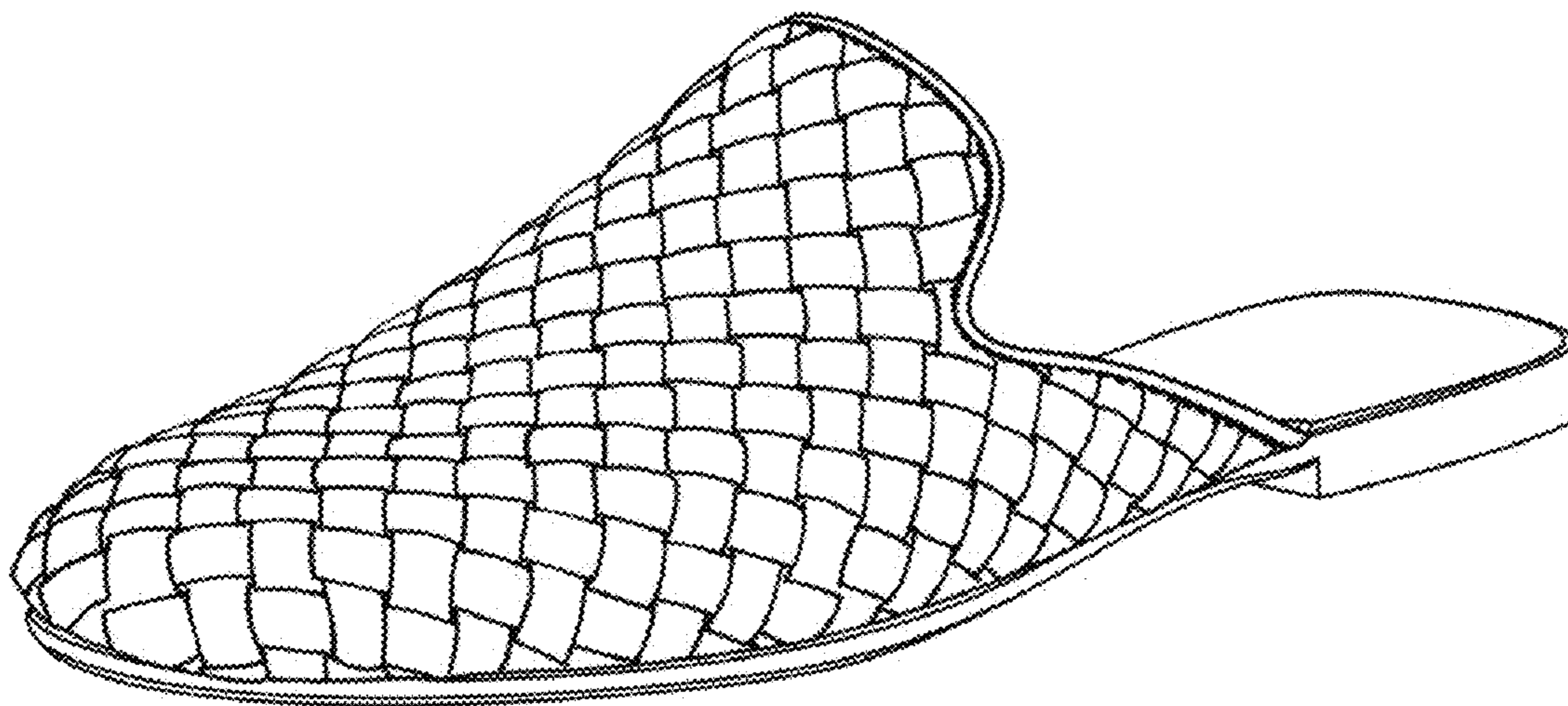
(57) **CLAIM**

The ornamental design for a slipper, as shown and described.

DESCRIPTION

FIG. 1 is a front perspective view of the shoe according to the design;
FIG. 2 is a front view thereof;
FIG. 3 is a rear view thereof;
FIG. 4 is a left side view thereof;
FIG. 5 is a right side view thereof;
FIG. 6 is a top view thereof; and,
FIG. 7 is a bottom view thereof.

1 Claim, 7 Drawing Sheets



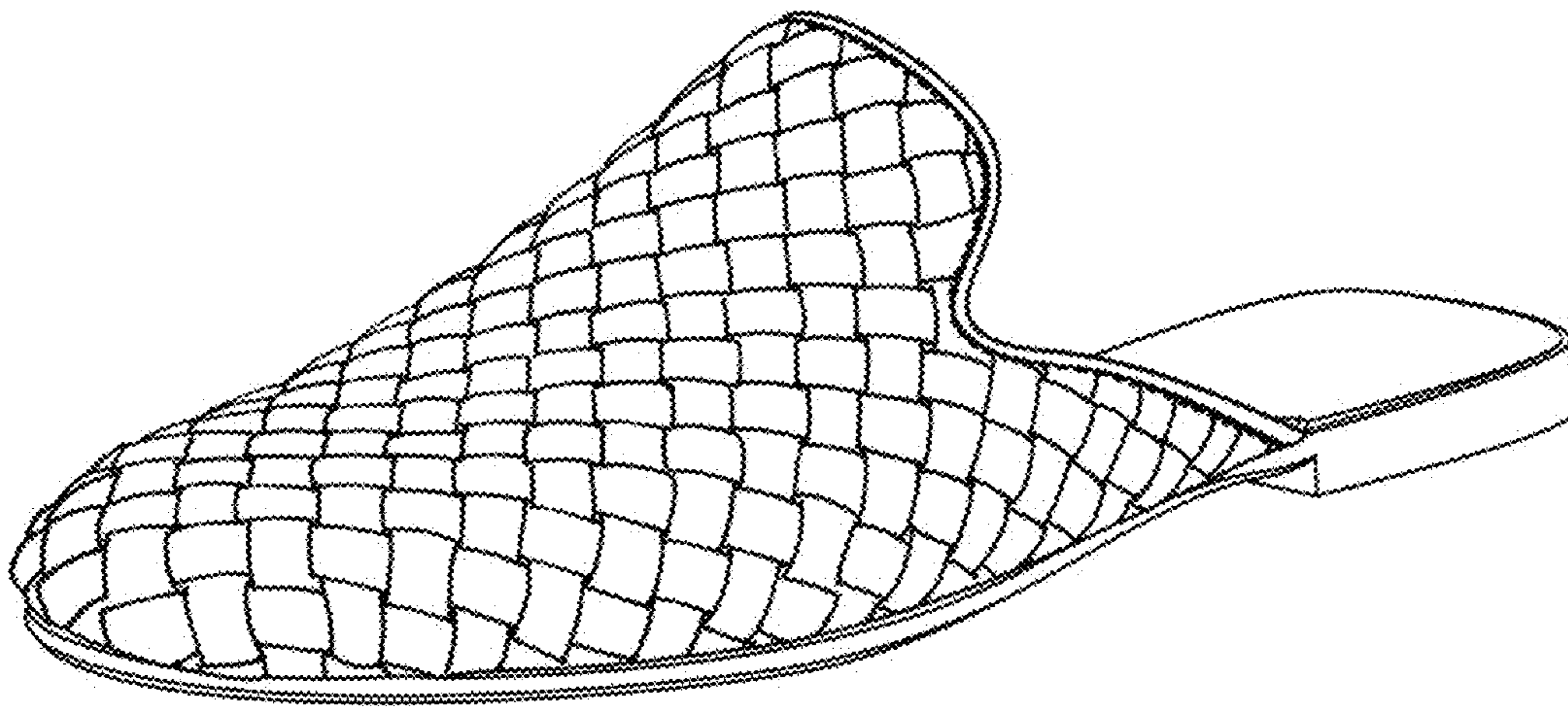


FIG. 1

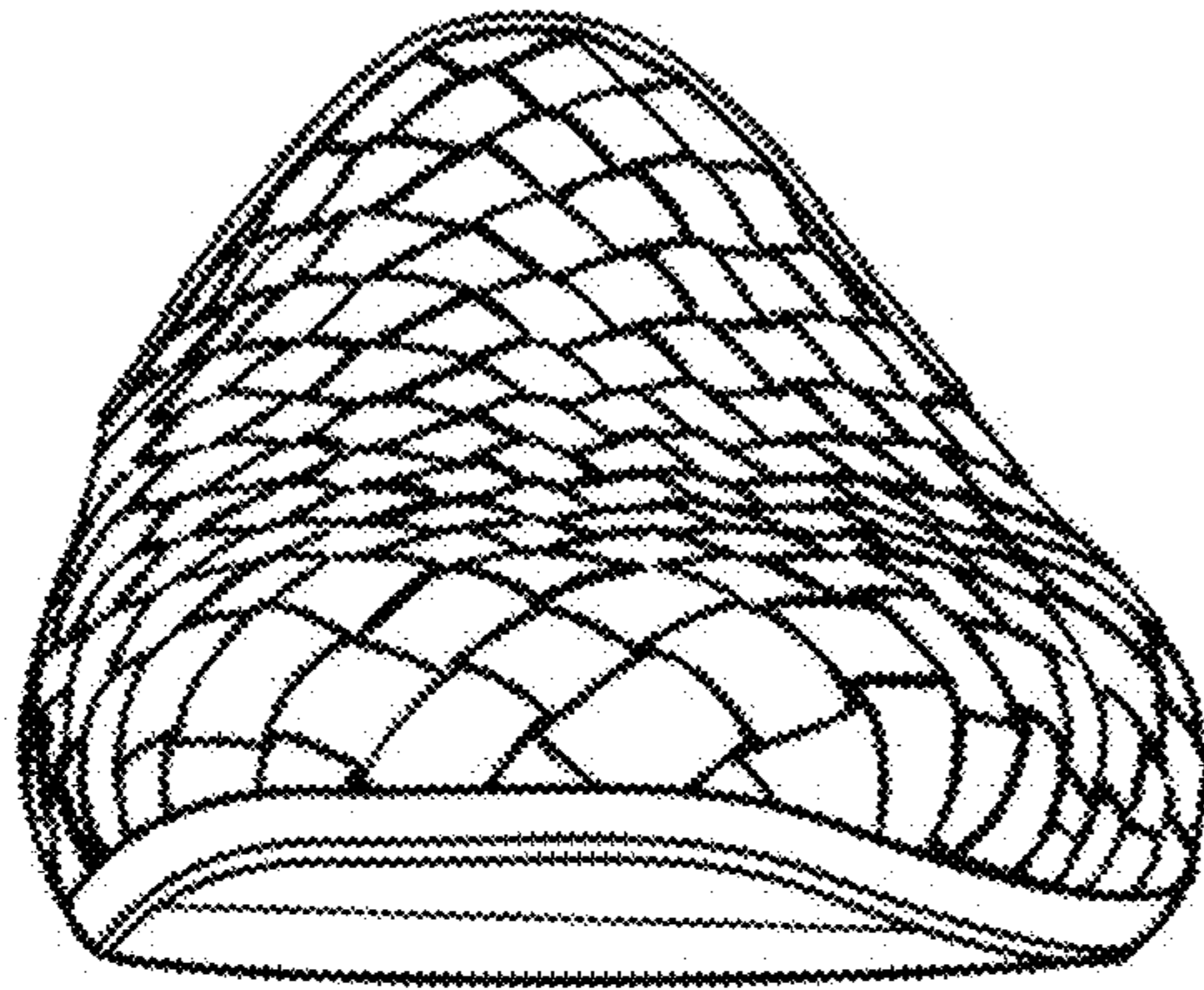


FIG. 2

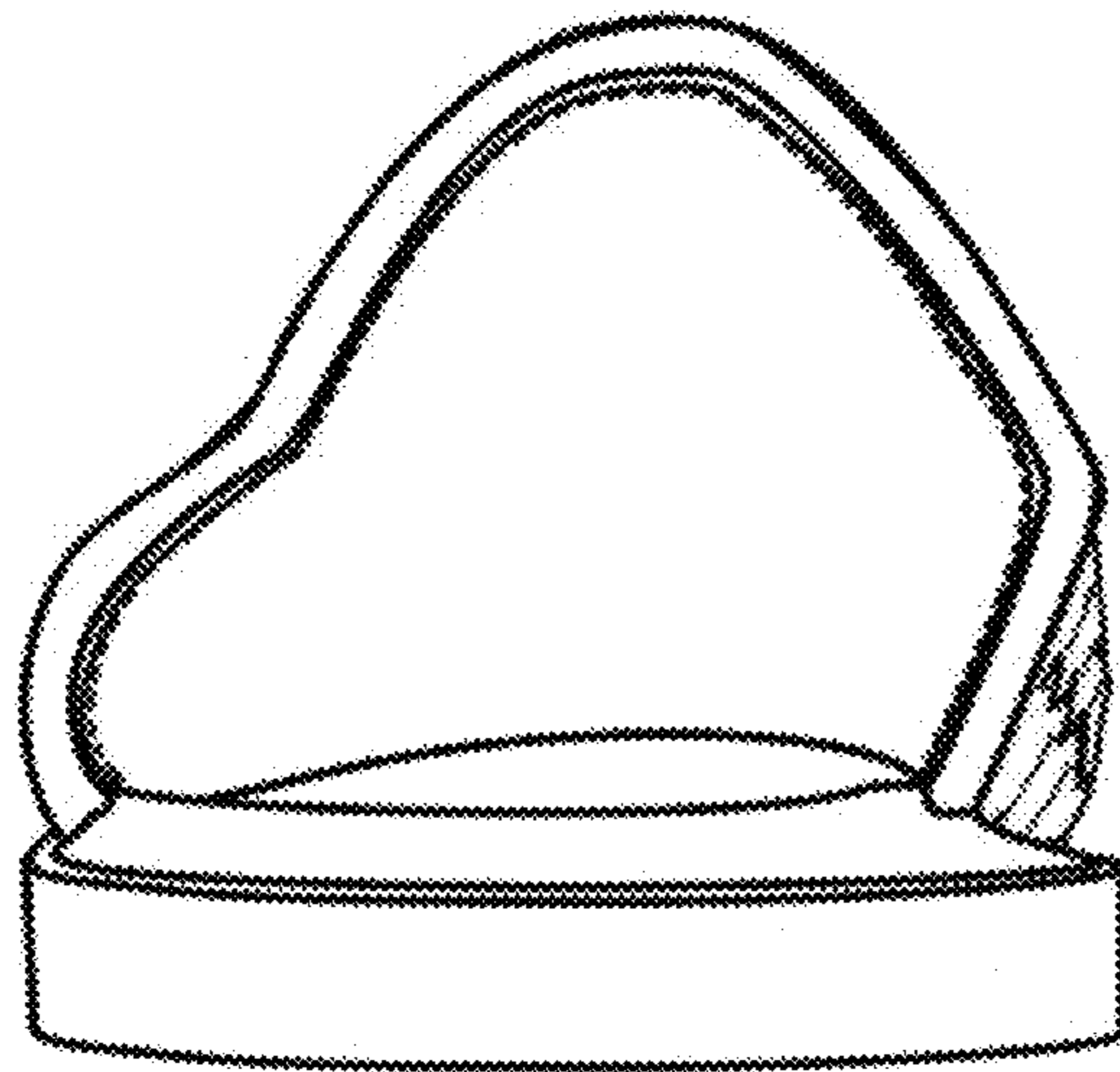


FIG. 3




FIG. 4




FIG. 5

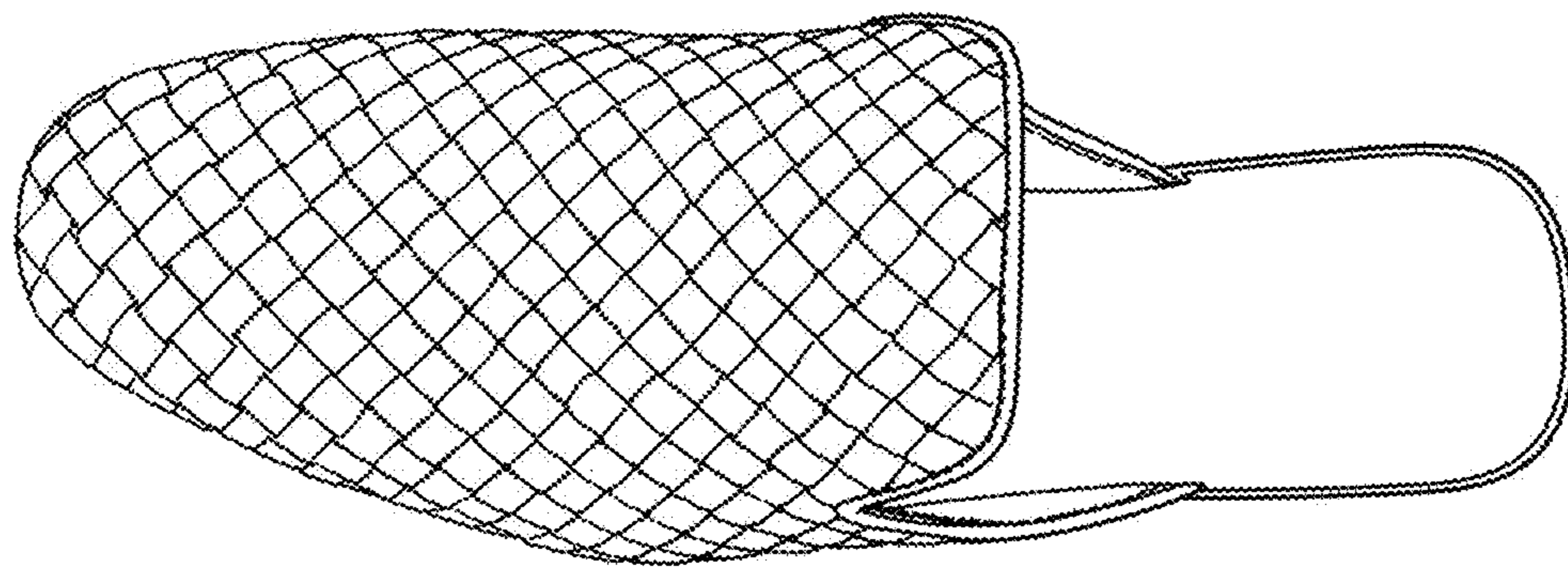


FIG. 6




FIG. 7