



US00D799167S

(12) **United States Design Patent**
Carey et al.

(10) **Patent No.:** **US D799,167 S**
(45) **Date of Patent:** **** Oct. 10, 2017**

(54) **GARMENT**

(71) Applicant: **NIKE, Inc.**, Beaverton, OR (US)

(72) Inventors: **Maureen Carey**, Hillsboro, OR (US);
Mark Pimentel, Tigard, OR (US);
Ryan Tharp, Portland, OR (US)

(73) Assignee: **NIKE, Inc.**, Beaverton, OR (US)

(**) Term: **15 Years**

(21) Appl. No.: **29/579,604**

(22) Filed: **Sep. 30, 2016**

(51) **LOC (10) Cl.** **02-03**

(52) **U.S. Cl.**
USPC **D2/878; D2/728**

(58) **Field of Classification Search**
USPC D2/878, 843, 866, 880, 831, 828, 833,
D2/829, 728; 2/94
CPC A41D 27/20; A41D 1/02
See application file for complete search history.

(56) **References Cited**

U.S. PATENT DOCUMENTS

D687,620 S *	8/2013	Lurry	D2/831
D693,096 S *	11/2013	Russo	D2/501
D699,927 S *	2/2014	Fujioka	D2/866
D714,526 S	10/2014	Ingram	
D744,207 S *	12/2015	Donner	D2/880
D744,725 S *	12/2015	Judge	D2/831
D753,369 S *	4/2016	Iamartino	D2/828
D756,612 S *	5/2016	Broderick	D2/880
D758,699 S	6/2016	Darmour	
D761,524 S *	7/2016	Cook	D2/878
D762,048 S	7/2016	Lomax	
D766,553 S *	9/2016	Loren	D2/880
D767,855 S *	10/2016	Maguire	D2/828
D771,353 S *	11/2016	Van Sisseren	D2/828
D774,732 S *	12/2016	Skurla, III	D2/828
D774,733 S *	12/2016	Stevens	D2/878

D775,788 S *	1/2017	Darmour	D2/828
D780,408 S *	3/2017	Pezzimenti	D2/829
D781,028 S *	3/2017	Hindley	D2/866
D781,532 S *	3/2017	Kelly	D2/866
D783,944 S *	4/2017	Lomax	D2/829
D787,160 S *	5/2017	Crowe	D2/750
D789,042 S *	6/2017	Lomax	2/831
D790,807 S *	7/2017	Darmour	D2/828
D790,808 S *	7/2017	Blackford	D2/828
D790,809 S *	7/2017	Lomax	D2/828

(Continued)

Primary Examiner — Robin V Webster

Assistant Examiner — James C Thorn, Sr.

(74) *Attorney, Agent, or Firm* — Banner & Witcoff, Ltd.

(57) **CLAIM**

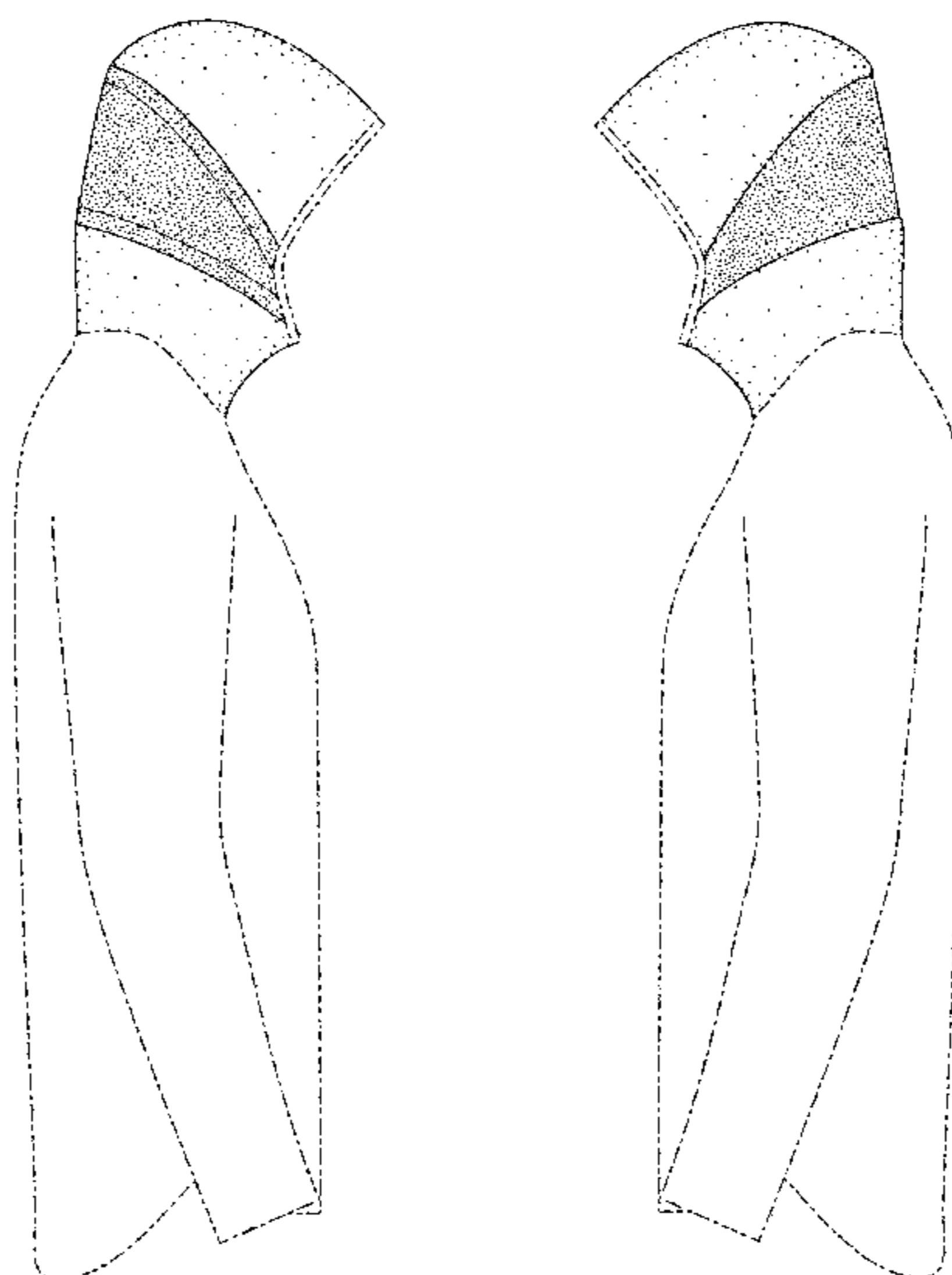
The ornamental design for a garment, as shown and described.

DESCRIPTION

FIG. 1 is a rear right perspective view of a garment showing our new design;
FIG. 2 is a rear left perspective view thereof;
FIG. 3 is a rear view thereof;
FIG. 4 is a right side view thereof;
FIG. 5 is a left side view thereof;
FIG. 6 is rear right perspective view of a garment showing an alternative embodiment of our new design;
FIG. 7 is a rear left perspective view thereof;
FIG. 8 is a rear view thereof;
FIG. 9 is a right side view thereof; and,
FIG. 10 is a left side view thereof.

The broken lines immediately adjacent to the shaded area represent unclaimed boundaries of the design. The broken lines showing the remainder of the garment represent unclaimed subject matter and form no part of the claimed design. The contrast in shading represents a contrast in appearance and does not represent any particular color, material, texture or finish.

1 Claim, 10 Drawing Sheets



(56)

References Cited

U.S. PATENT DOCUMENTS

D791,441 S * 7/2017 Van Sisseren D2/828
D792,680 S * 7/2017 Ingram D2/828
2016/0015104 A1* 1/2016 Edwards A41D 1/002
2/94
2016/0135527 A1* 5/2016 Skurla, III A41D 27/18
2/98
2017/0119076 A1* 5/2017 Marji A42B 1/048
2017/0181481 A1* 6/2017 Doumit A41D 27/20

* cited by examiner

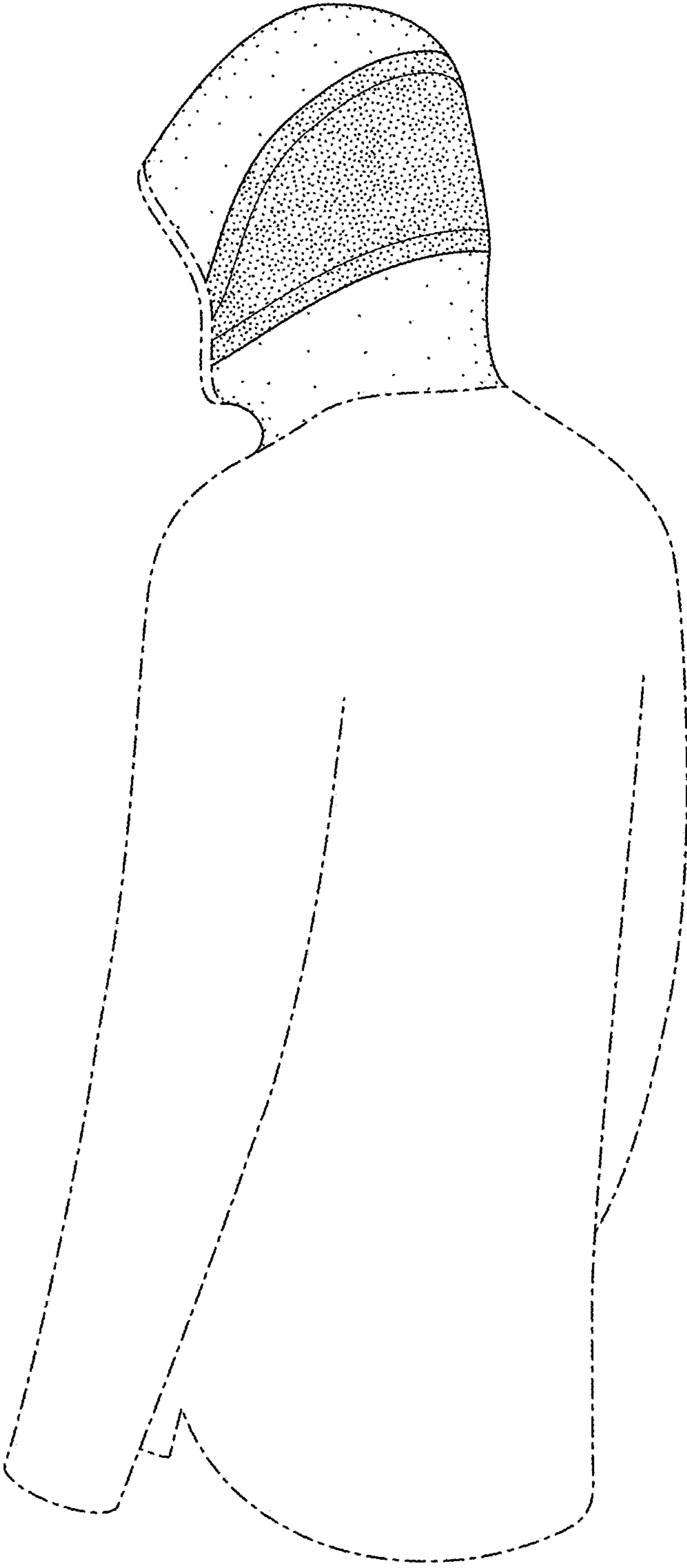


FIG. 1

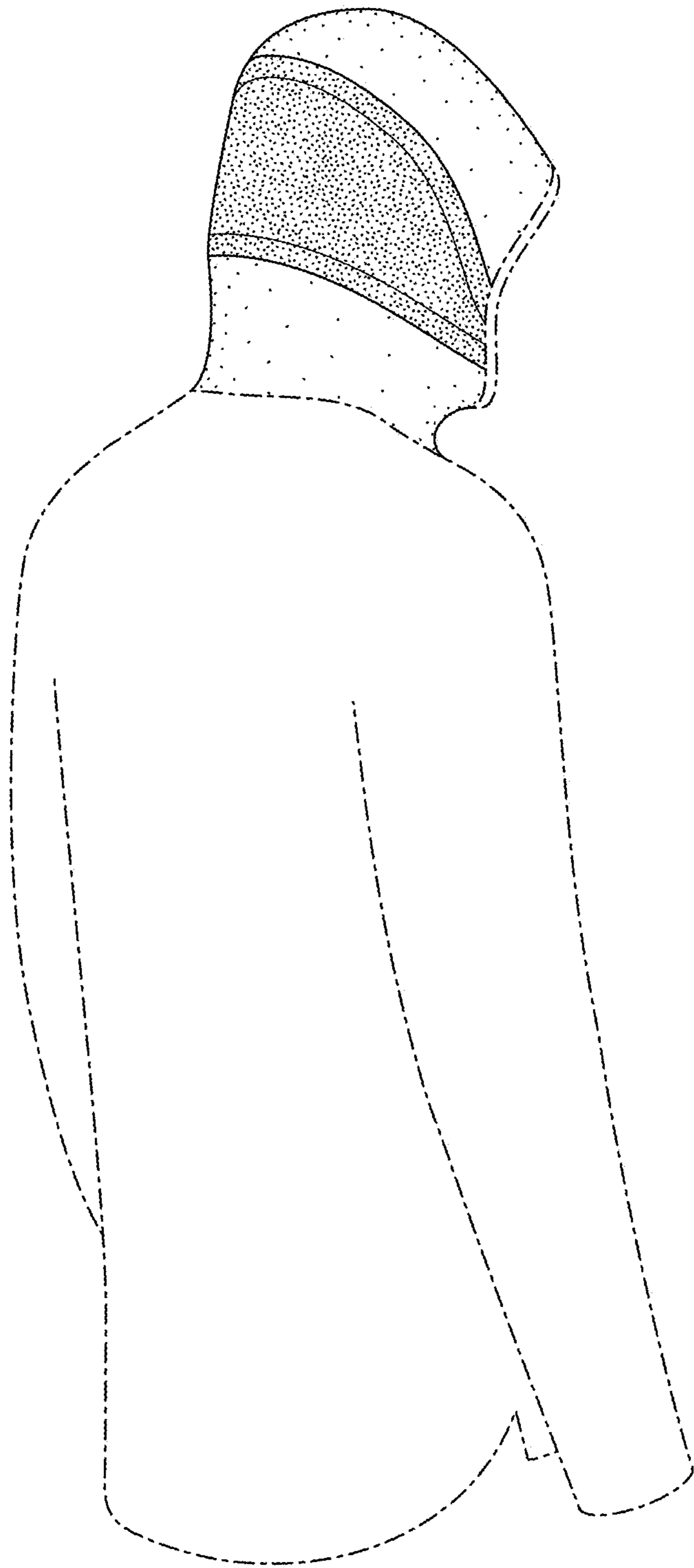


FIG. 2

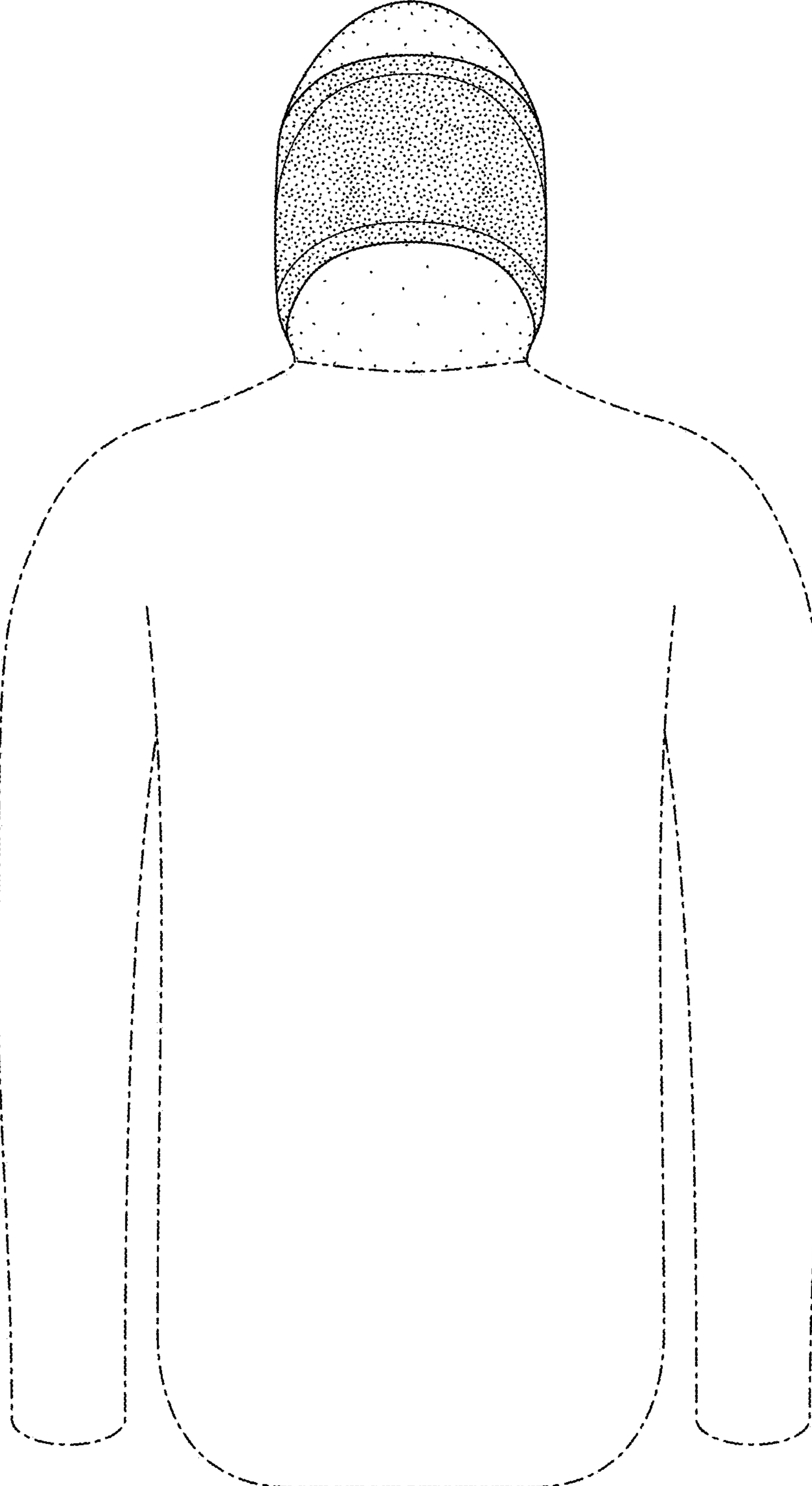


FIG. 3

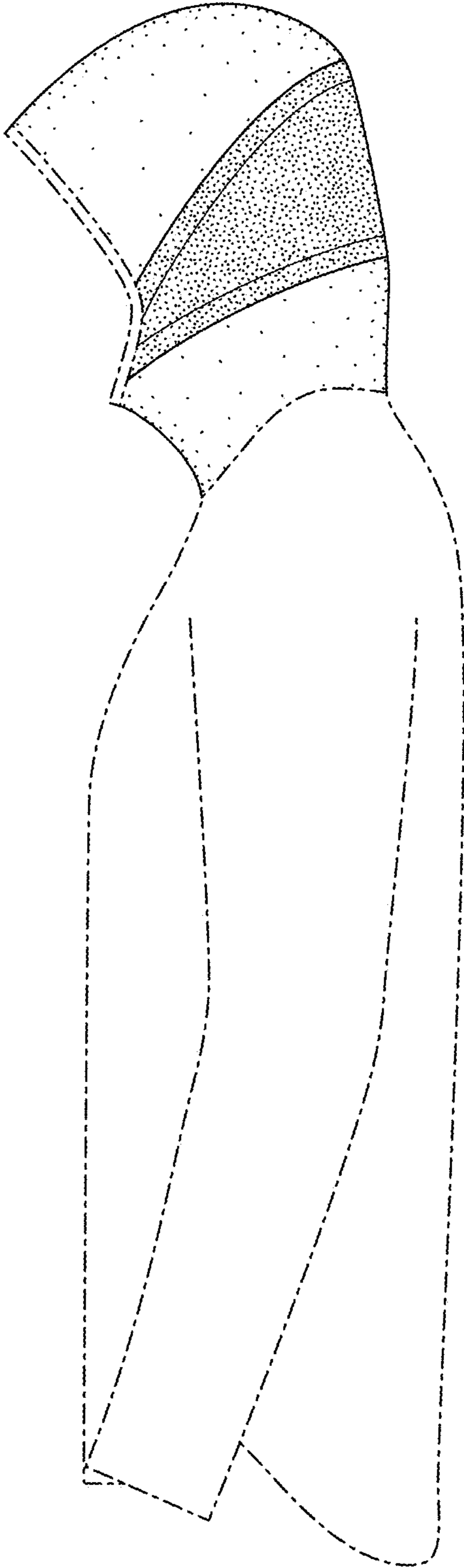


FIG. 4




FIG. 5

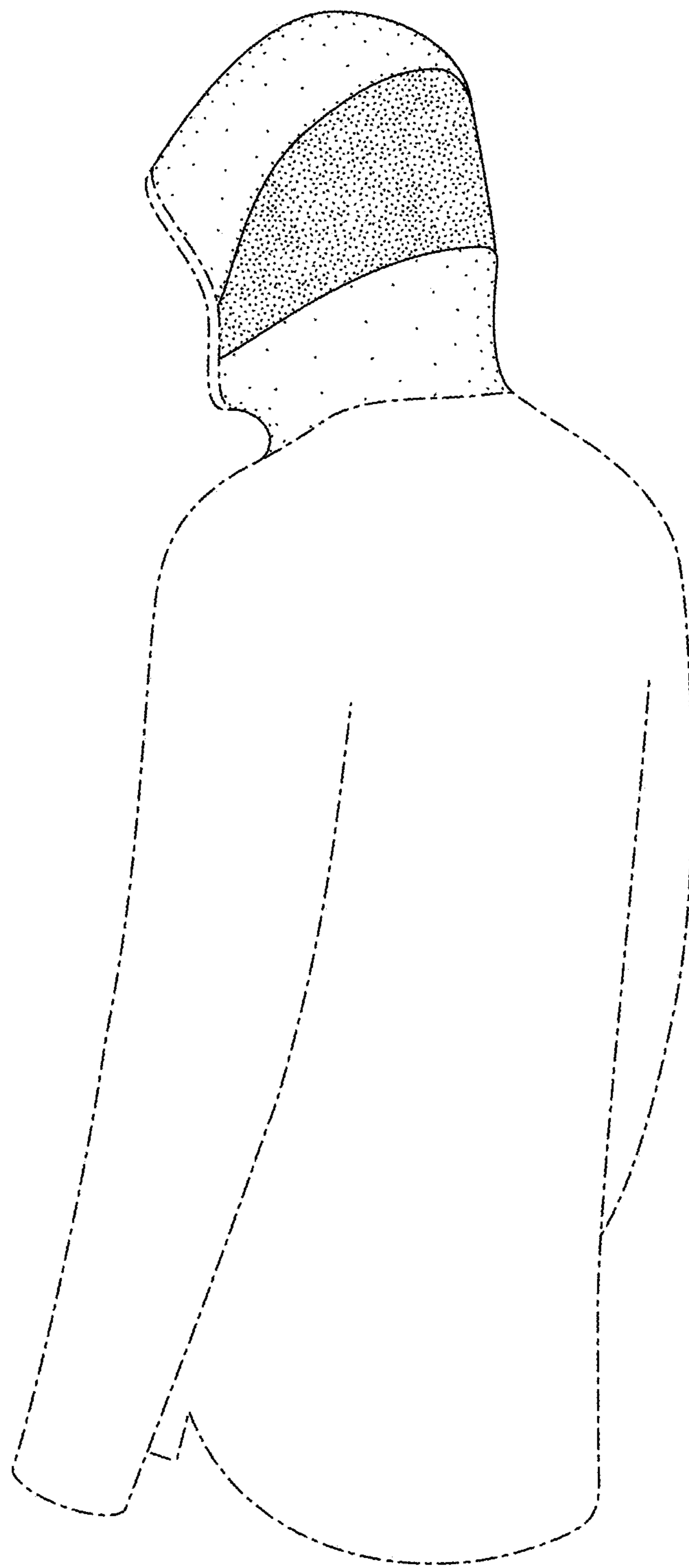


FIG. 6

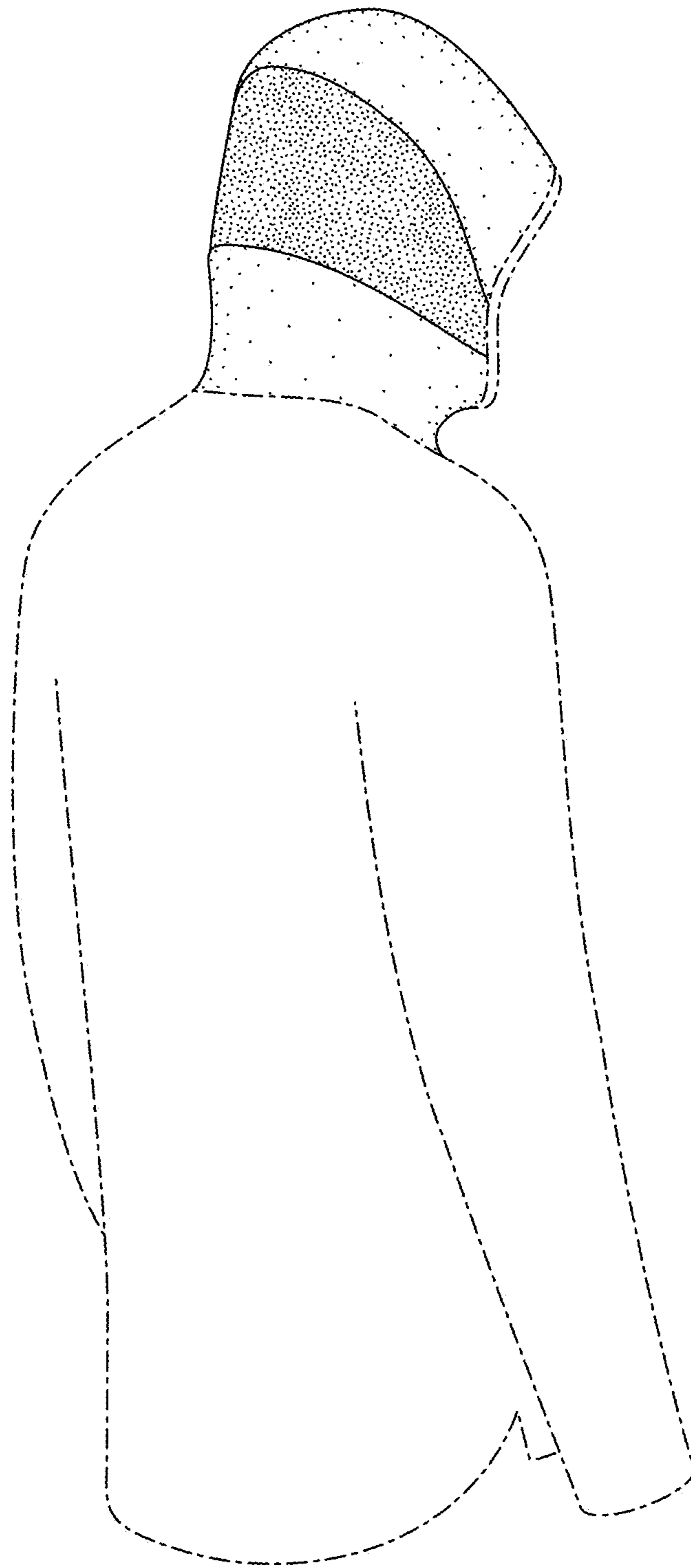


FIG. 7

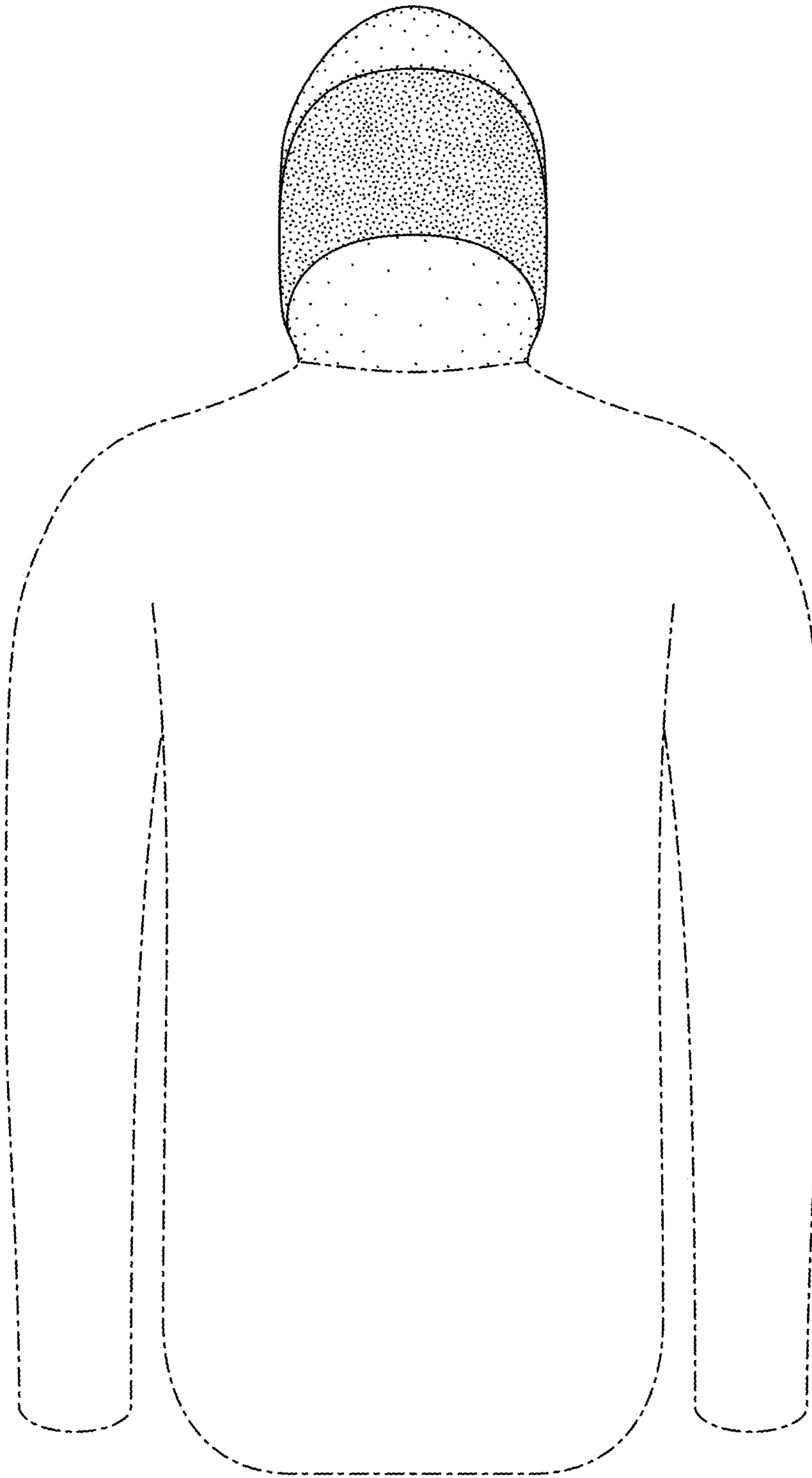


FIG. 8

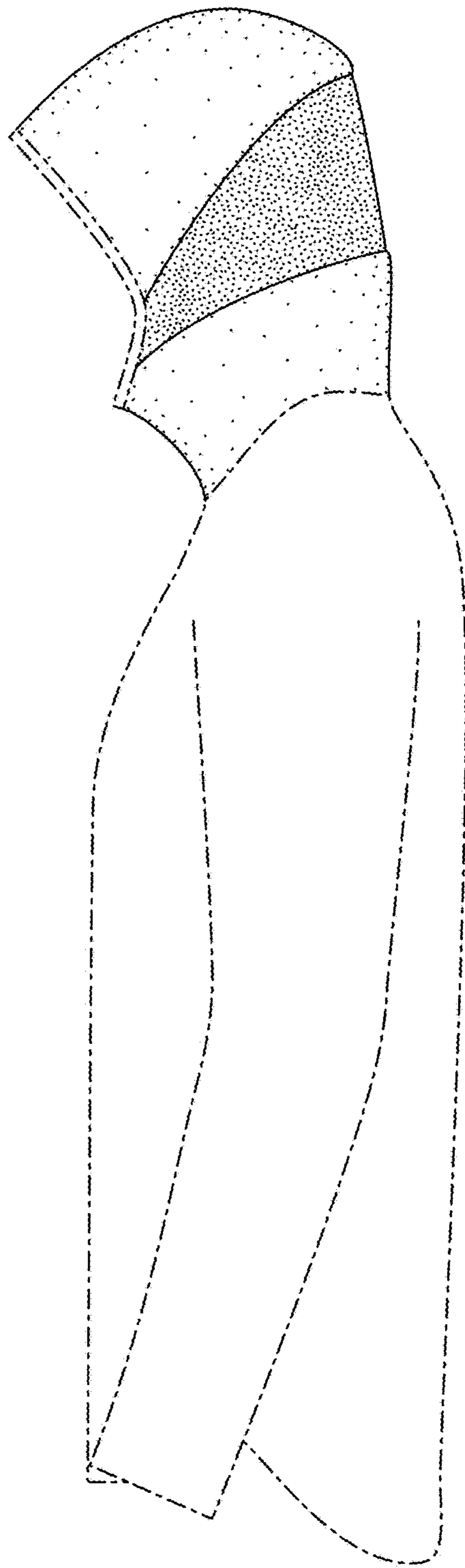


FIG. 9




FIG. 10