



US00D799160S

(12) **United States Design Patent**
Meng

(10) **Patent No.:** **US D799,160 S**

(45) **Date of Patent:** **** Oct. 10, 2017**

- (54) **DRESS**
- (71) Applicant: **Xiao Meng**, Shenzhen (CN)
- (72) Inventor: **Xiao Meng**, Shenzhen (CN)
- (**) Term: **15 Years**
- (21) Appl. No.: **29/608,714**
- (22) Filed: **Jun. 25, 2017**
- (51) **LOC (10) Cl.** **02-02**
- (52) **U.S. Cl.**
USPC **D2/756**
- (58) **Field of Classification Search**
USPC D2/756, 793, 794, 757
CPC A41D 1/04; A41D 1/062; A41D 1/16
See application file for complete search history.

- 6,430,748 B1 * 8/2002 Burkhart A41B 9/06
2/54
- 7,395,556 B2 * 7/2008 Eraca A41D 1/205
2/104
- D648,924 S * 11/2011 Propst D2/828
- D719,721 S * 12/2014 Bonfiglio D2/720
- D734,001 S * 7/2015 Delgrosso D2/756
- D734,921 S * 7/2015 Koo D2/757
- D739,995 S * 10/2015 Howie D2/756
- D747,593 S * 1/2016 Caco D2/793
- D764,142 S * 8/2016 Gallo D2/731
- D774,281 S * 12/2016 Walker D2/800
- D784,659 S * 4/2017 Darmour D2/840
- 9,706,798 B2 * 7/2017 Walker A41D 1/22

(56) **References Cited**

U.S. PATENT DOCUMENTS

- 1,287,859 A * 12/1918 Bright A41D 1/20
2/76
- D86,089 S * 1/1932 Long D2/794
- D91,329 S * 1/1934 Redman D2/793
- 2,052,784 A * 9/1936 Martin D04B 1/24
2/113
- 3,276,036 A * 10/1966 Cater A41D 13/1236
2/114
- 3,949,426 A * 4/1976 George A41B 9/06
2/73
- D259,895 S * 7/1981 Hager D2/756
- 4,995,115 A * 2/1991 Ellis A41D 13/1236
2/114
- D403,835 S * 1/1999 Geyer D2/756
- 6,014,772 A * 1/2000 Connelly A41D 3/005
2/102
- D419,748 S * 2/2000 Sartori D2/720
- 6,408,438 B1 * 6/2002 McKee A41D 15/002
2/244

OTHER PUBLICATIONS

Ding, Hao et. al., Portable DSO Based on TFT Colorized LCD, Modern Electronic Technique, No. 18, Sep. 15, 2010, ISSN:1004-373X, pp. 166-169.

* cited by examiner

Primary Examiner — Kevin Rudzinski

(74) *Attorney, Agent, or Firm* — Wayne & King LLC

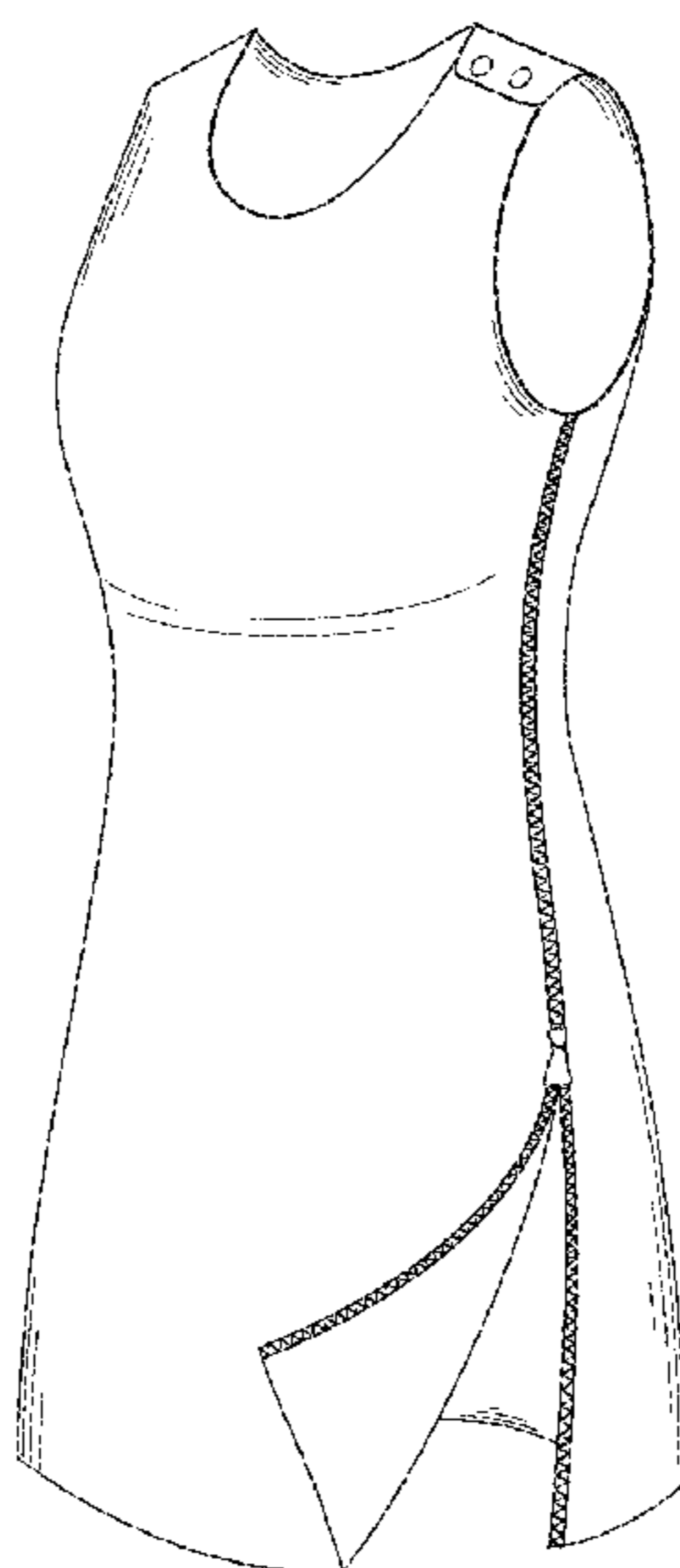
(57) **CLAIM**

The ornamental design for dress, as shown and described.

DESCRIPTION

FIG. 1 is a front view of a dress showing my new design; FIG. 2 is a rear view thereof; FIG. 3 is a left side view thereof; FIG. 4 is a right side view thereof; FIG. 5 is a front side perspective view in a used state thereof; and, FIG. 6 is a front side perspective view in another used state thereof, showing the dress in another condition, with zipper opened for putting on.

1 Claim, 6 Drawing Sheets



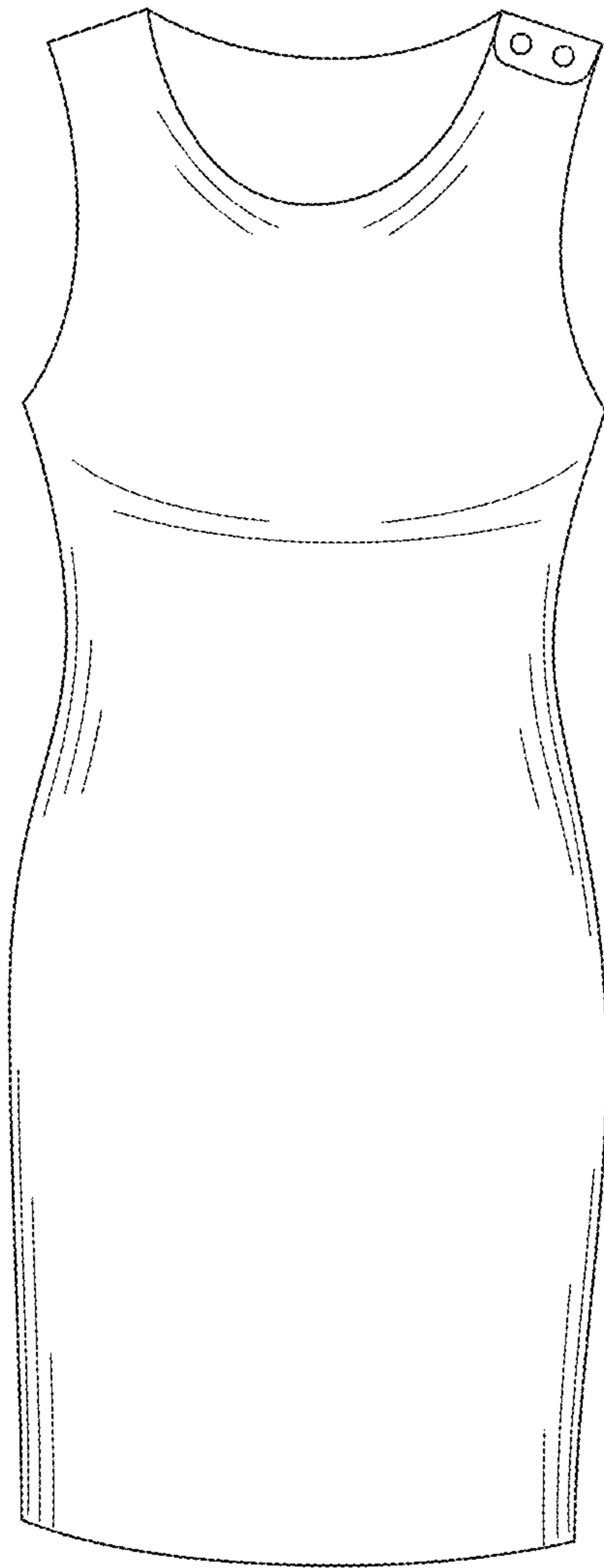


FIG. 1

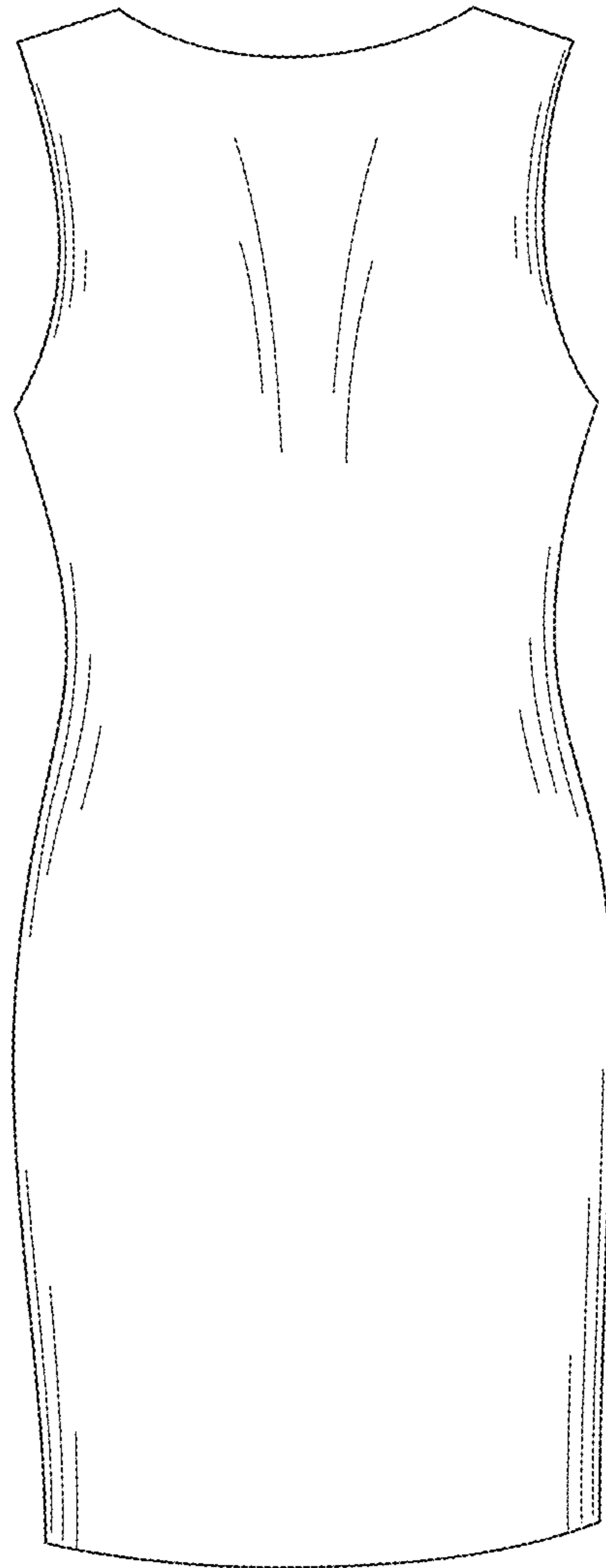


FIG.2

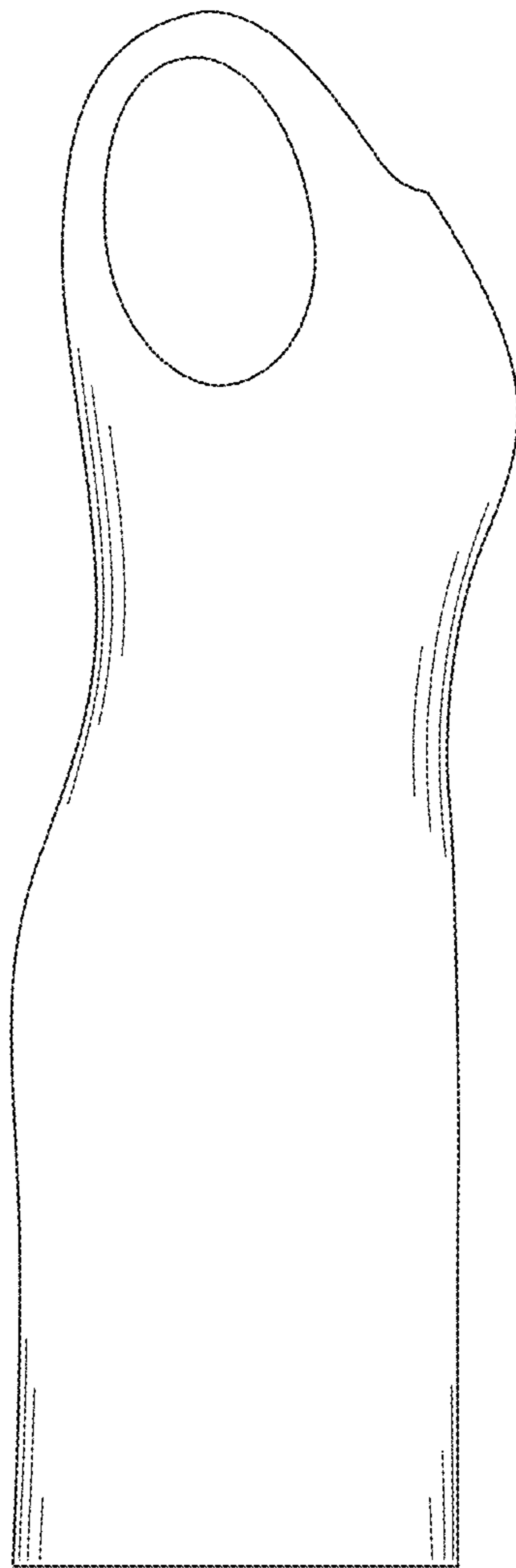


FIG.3

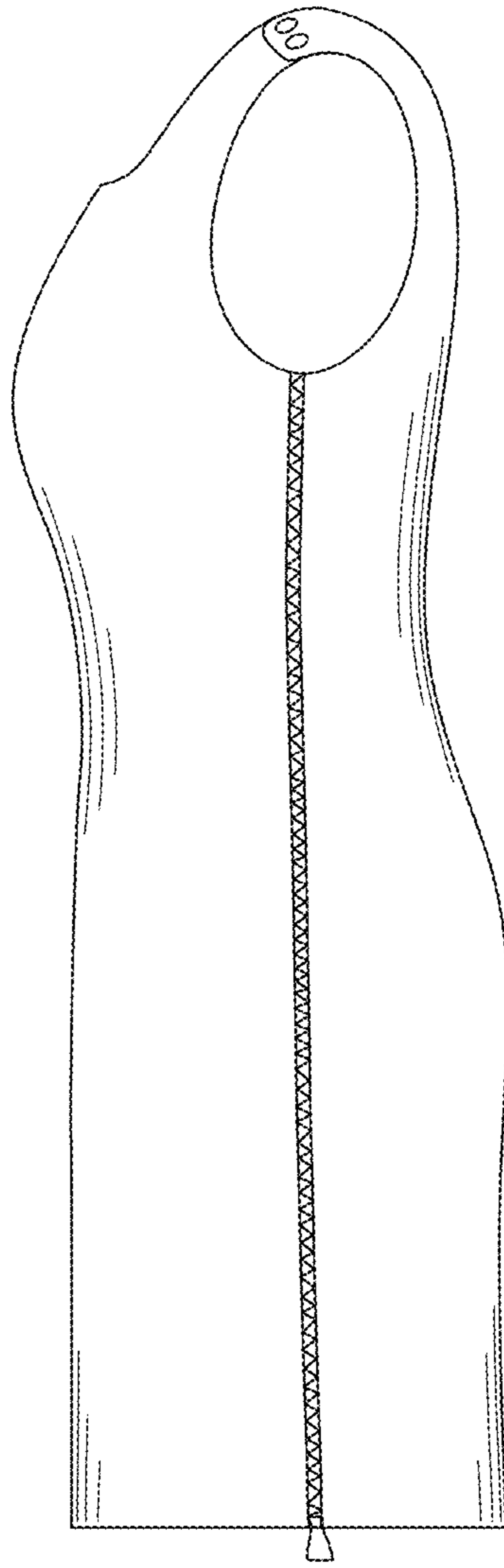


FIG.4

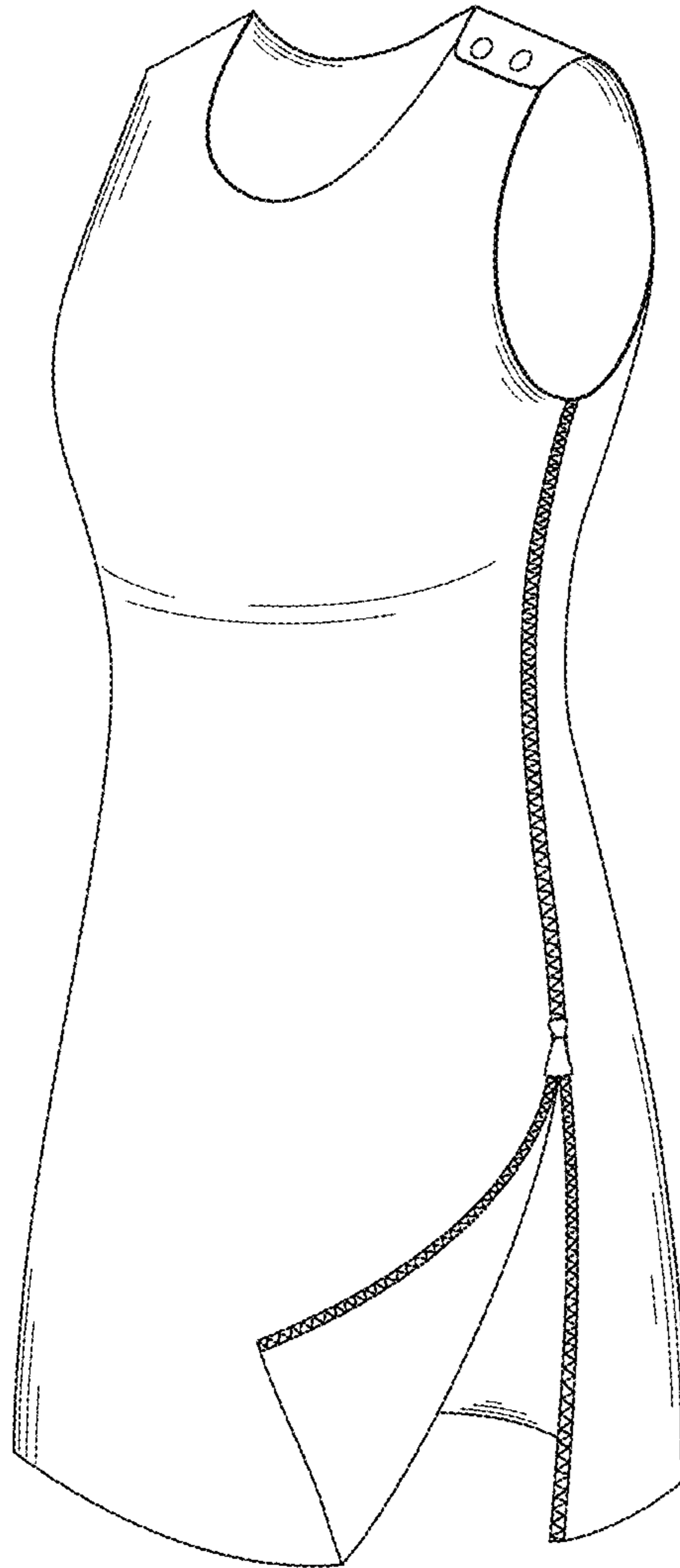


FIG.5

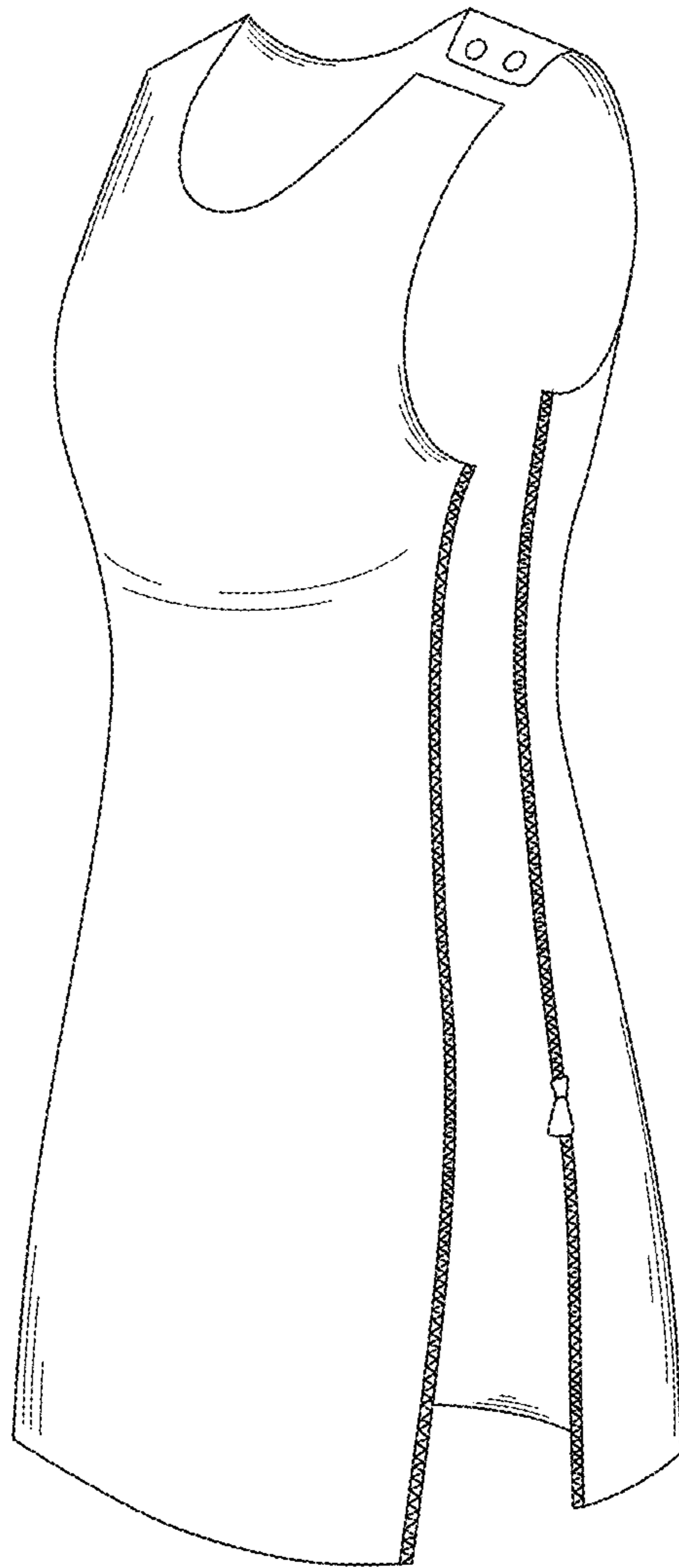


FIG.6