



US00D799156S

(12) **United States Design Patent**  
**Abramowitz**

(10) **Patent No.:** **US D799,156 S**

(45) **Date of Patent:** **\*\* Oct. 10, 2017**

(54) **LEOTARD**

(71) Applicant: **Rachel Abramowitz**, New York, NY  
(US)

(72) Inventor: **Rachel Abramowitz**, New York, NY  
(US)

(73) Assignee: **Rachel Abramowitz**, New York, NY  
(US)

(\*\*) Term: **15 Years**

(21) Appl. No.: **29/546,278**

(22) Filed: **Nov. 20, 2015**

(51) **LOC (10) Cl.** ..... **02-02**

(52) **U.S. Cl.**  
USPC ..... **D2/731**

(58) **Field of Classification Search**  
USPC ..... D2/700, 702-706, 717, 721, 728-732,  
D2/735-737, 785; 2/67; 450/1, 28, 85  
CPC ..... A41B 1/00; A41D 7/00  
See application file for complete search history.

(56) **References Cited**

U.S. PATENT DOCUMENTS

D261,822 S *	11/1981	Joseph	.....	D2/731
D263,005 S *	2/1982	Joseph	.....	D2/731
D264,516 S *	5/1982	Joseph	.....	D2/731
D297,581 S *	9/1988	Wirth	.....	D2/731
D456,109 S *	4/2002	Fairhurst	.....	A41D 7/00
				D2/731
D462,154 S *	9/2002	Fairhurst	.....	A41D 7/00
				D2/731
D508,157 S *	8/2005	Chen	.....	D2/731

D544,678 S *	6/2007	Fitzgerald	.....	D2/735
D579,176 S *	10/2008	Giugliano	.....	D2/702
D600,881 S *	9/2009	Naylor	.....	D2/731
D601,326 S *	10/2009	DiFrancesco	.....	D2/731
D638,199 S *	5/2011	Naylor	.....	D2/704
D639,019 S *	6/2011	Perryman	.....	D2/731
D733,996 S *	7/2015	Brown	.....	D2/731
D747,851 S *	1/2016	Singh	.....	D2/840
D763,548 S *	8/2016	Harmande	.....	D2/731
2012/0266347 A1 *	10/2012	DiLorenzo	.....	A41D 7/00
				2/67
2013/0180024 A1 *	7/2013	Flick	.....	A41D 7/00
				2/67

\* cited by examiner

*Primary Examiner* — Wan Laymon

*Assistant Examiner* — Clint A Samuel

(74) *Attorney, Agent, or Firm* — Dilworth Paxson LLP;  
Edward F. Behm, Jr.

(57) **CLAIM**

The ornamental design for a leotard, as shown and described.

**DESCRIPTION**

FIG. 1 is a perspective view of a leotard.

FIG. 2 is a front plan view thereof.

FIG. 3 is a back plan view thereof.

FIG. 4 is a left view thereof.


FIG. 5 is a right view thereof.

FIG. 6 is a top view thereof; and,

FIG. 7 is a bottom view thereof.

The broken lines shown in the drawings are included for the purpose of illustrating portions of a leotard and form no part of the claimed design.

**1 Claim, 4 Drawing Sheets**



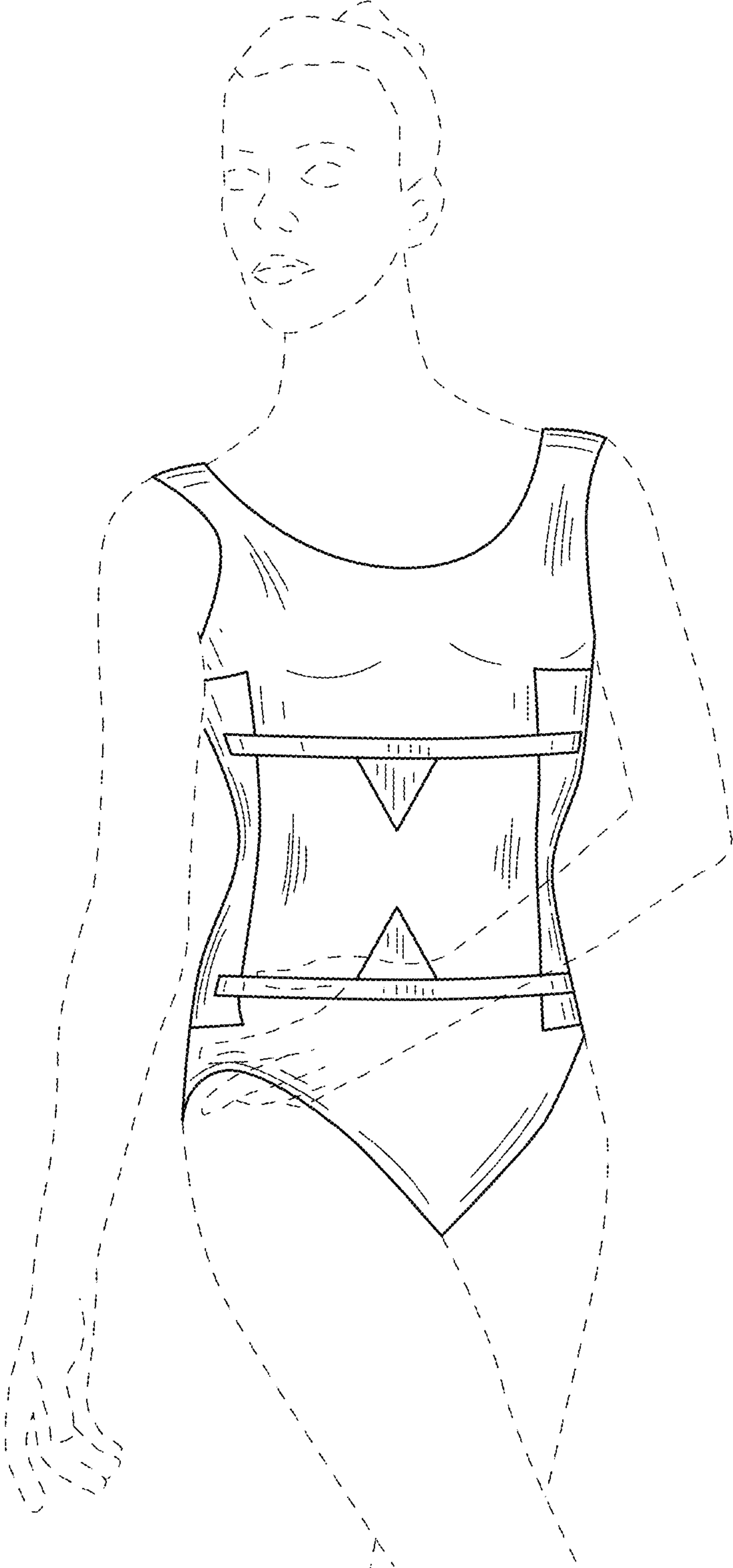


FIG.1

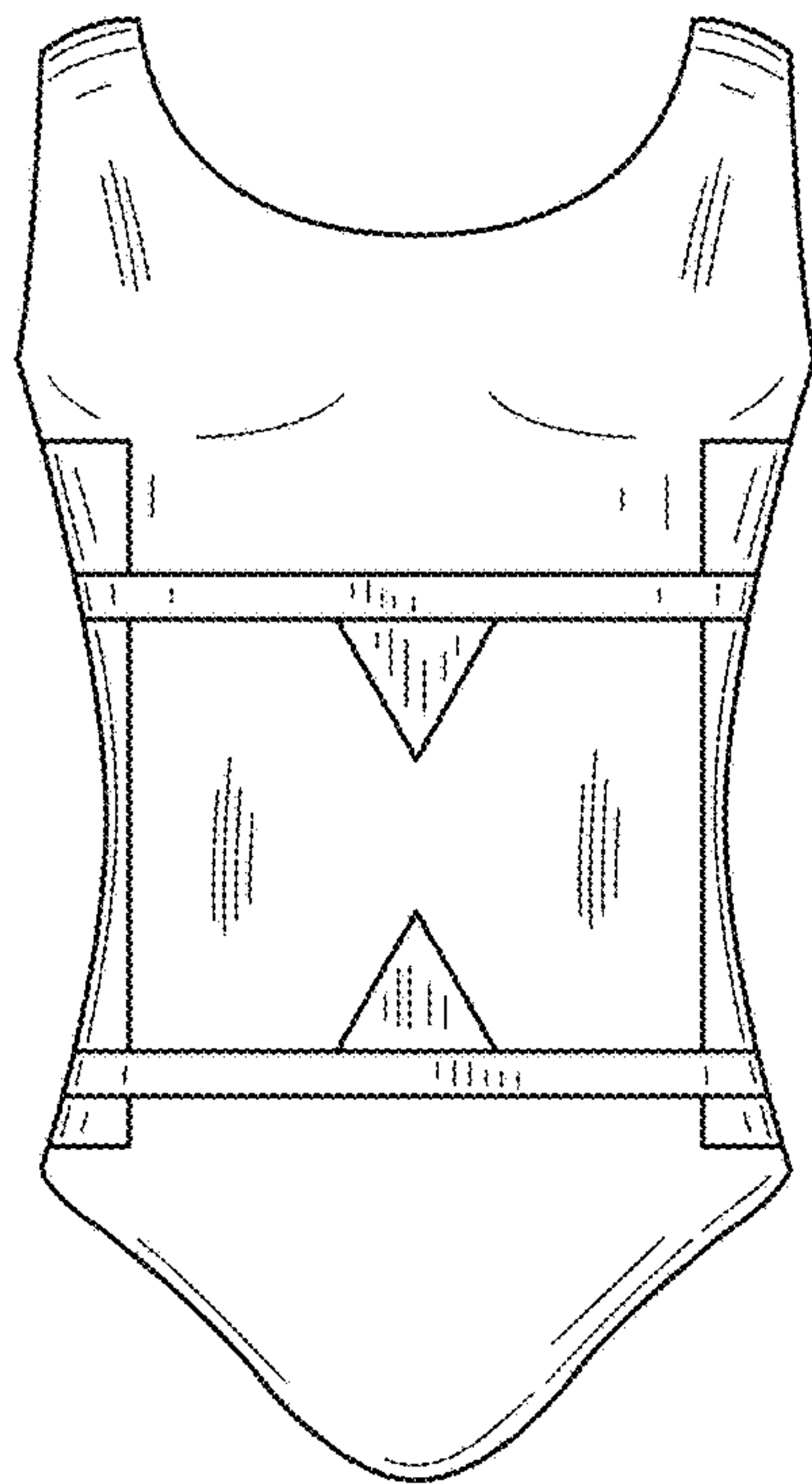


FIG.2

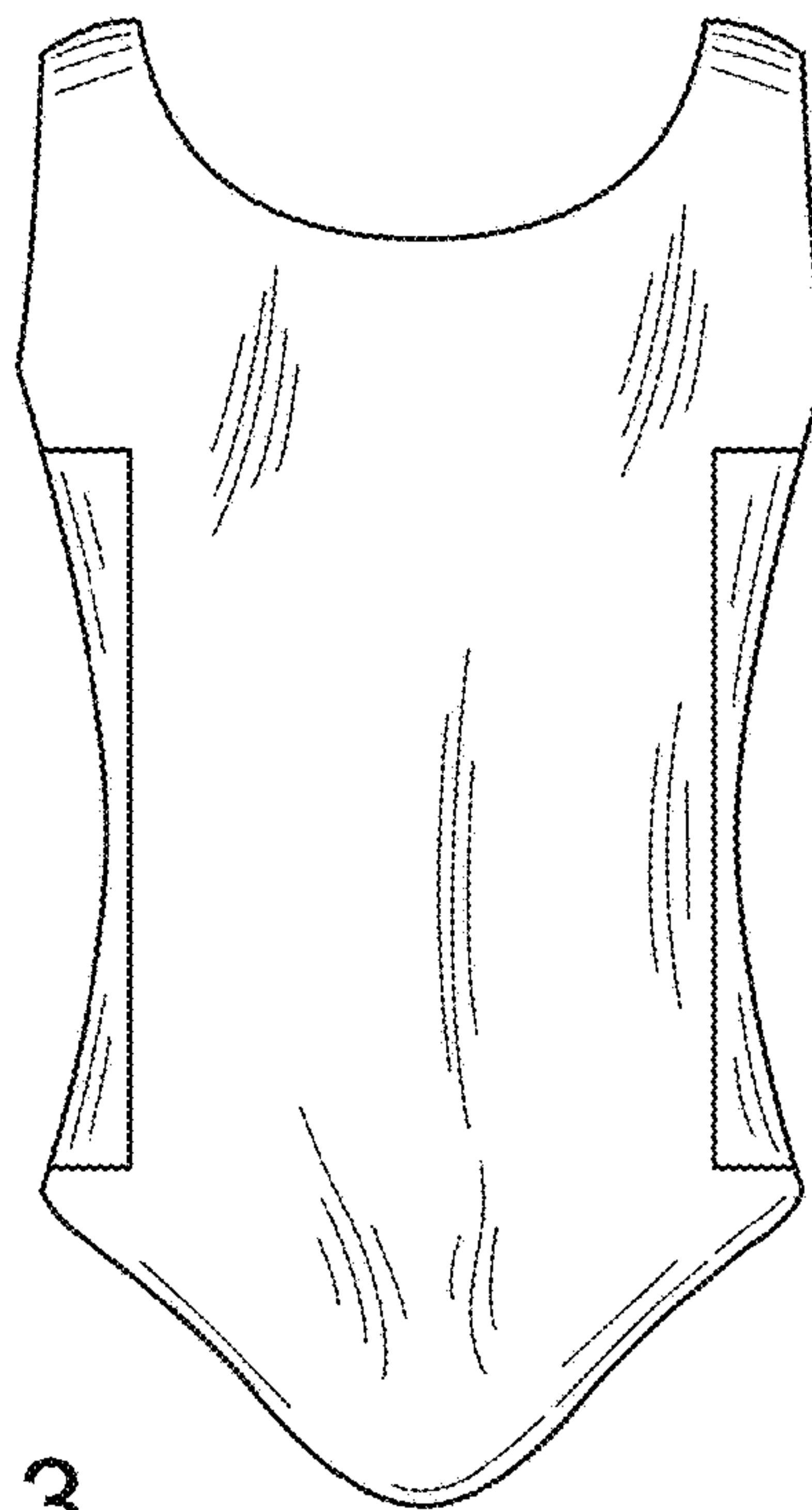


FIG.3

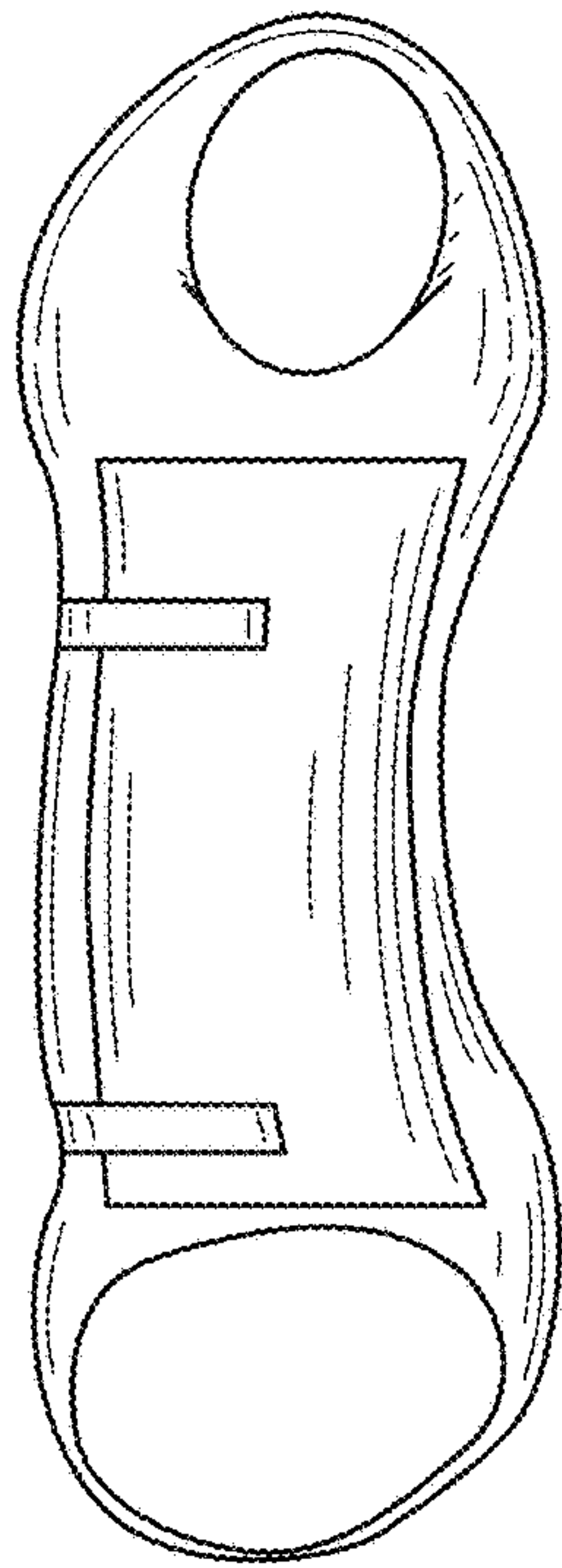


FIG.4

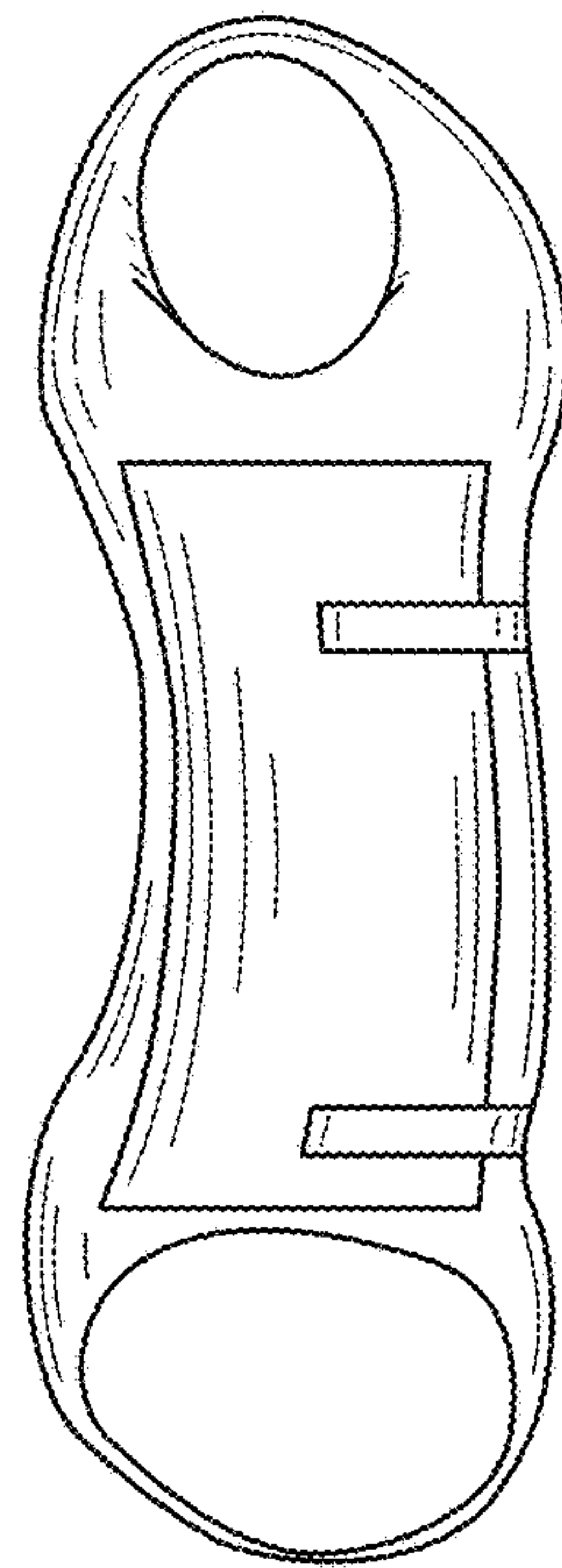


FIG.5

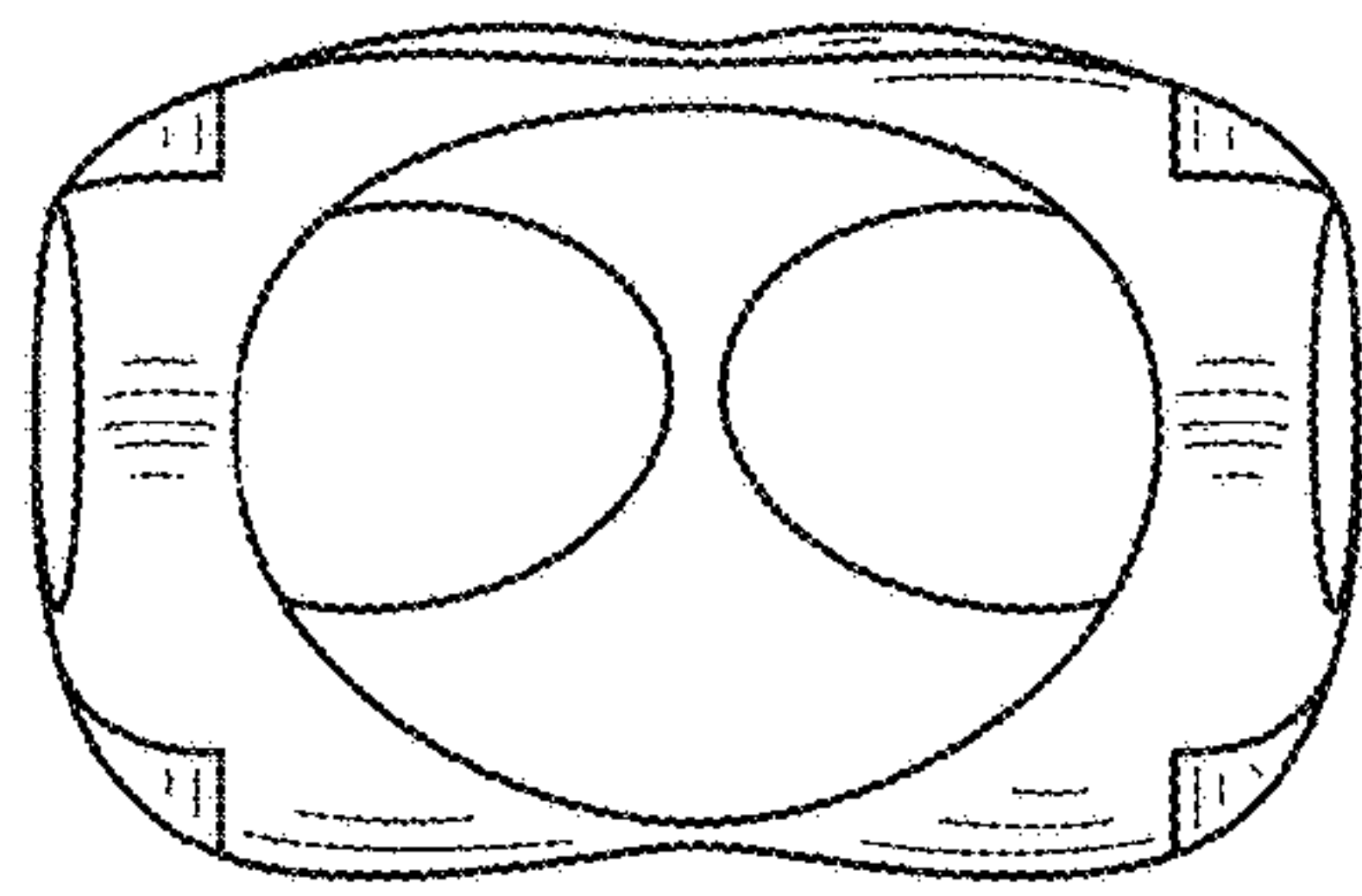


FIG. 6




FIG. 7