



US00D799154S

(12) **United States Design Patent** (10) **Patent No.:** **US D799,154 S**
Carey et al. (45) **Date of Patent:** **** Oct. 10, 2017**

(54) **GARMENT**
(71) Applicant: **NIKE, Inc.**, Beaverton, OR (US)
(72) Inventors: **Maureen Carey**, Hillsboro, OR (US);
Mark Pimentel, Tigard, OR (US);
Ryan Tharp, Portland, OR (US)
(73) Assignee: **NIKE, Inc.**, Beaverton, OR (US)
(**) Term: **15 Years**
(21) Appl. No.: **29/579,621**
(22) Filed: **Sep. 30, 2016**
(51) **LOC (10) Cl.** **02-02**
(52) **U.S. Cl.**
USPC **D2/728**
(58) **Field of Classification Search**
USPC D2/878, 843, 866, 880, 831, 828, 833,
D2/829, 728; 2/94
CPC A41D 27/20; A41D 1/02
See application file for complete search history.

(56) **References Cited**

U.S. PATENT DOCUMENTS

D687,620 S *	8/2013	Lurry	D2/831
D693,096 S *	11/2013	Russo	D2/501
D699,927 S *	2/2014	Fujioka	D2/866
D744,207 S *	12/2015	Donner	D2/880
D744,725 S *	12/2015	Judge	D2/831
D753,369 S *	4/2016	Iamartino	D2/828
D756,612 S *	5/2016	Broderick	D2/880
D761,524 S *	7/2016	Cook	D2/878
D766,553 S *	9/2016	Loren	D2/880
D767,855 S *	10/2016	Maguire	D2/828
D771,353 S *	11/2016	Van Sisseren	D2/828
D774,732 S *	12/2016	Skurla, III	D2/828
D774,733 S *	12/2016	Stevens	D2/878
D775,788 S *	1/2017	Darmour	D2/828
D780,408 S *	3/2017	Pezzimenti	D2/829

D781,028 S *	3/2017	Hindley	D2/866
D781,532 S *	3/2017	Kelly	D2/866
D783,944 S *	4/2017	Lomax	D2/829
D787,160 S *	5/2017	Crowe	D2/750
D789,042 S *	6/2017	Lomax	D2/831
D790,807 S *	7/2017	Darmour	D2/828
D790,808 S *	7/2017	Blackford	D2/828
D790,809 S *	7/2017	Lomax	D2/828
D791,441 S *	7/2017	Van Sisseren	D2/828
D792,680 S *	7/2017	Ingram	D2/828
2016/0015104 A1 *	1/2016	Edwards	A41D 1/002 2/94
2016/0135527 A1 *	5/2016	Skurla, III	A41D 27/18 2/98
2017/0119076 A1 *	5/2017	Marji	A42B 1/048
2017/0181481 A1 *	6/2017	Doumit	A41D 27/20

* cited by examiner

Primary Examiner — Robin V Webster
Assistant Examiner — James C Thorn, Sr.
(74) *Attorney, Agent, or Firm* — Banner & Witcoff, Ltd.

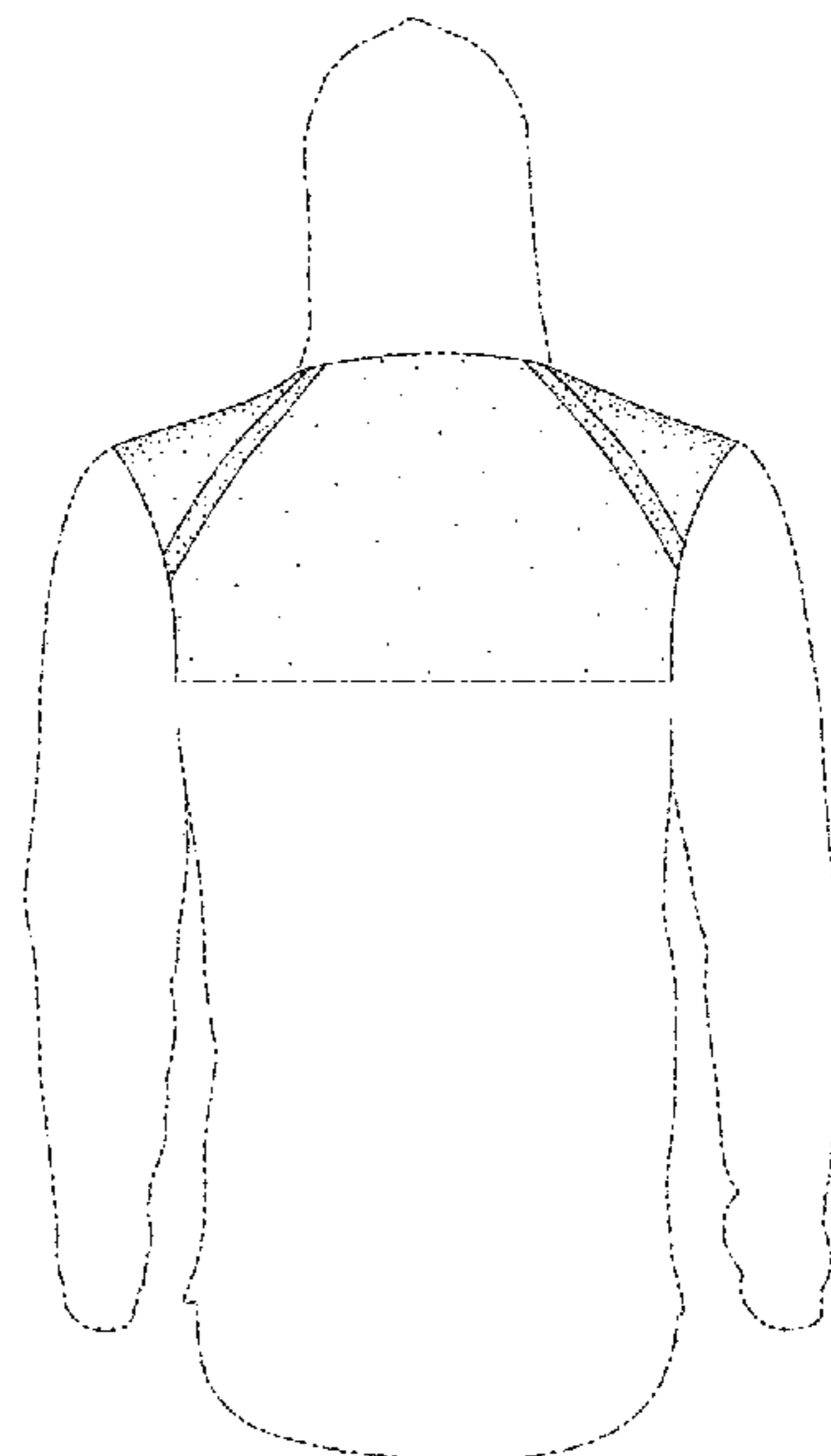
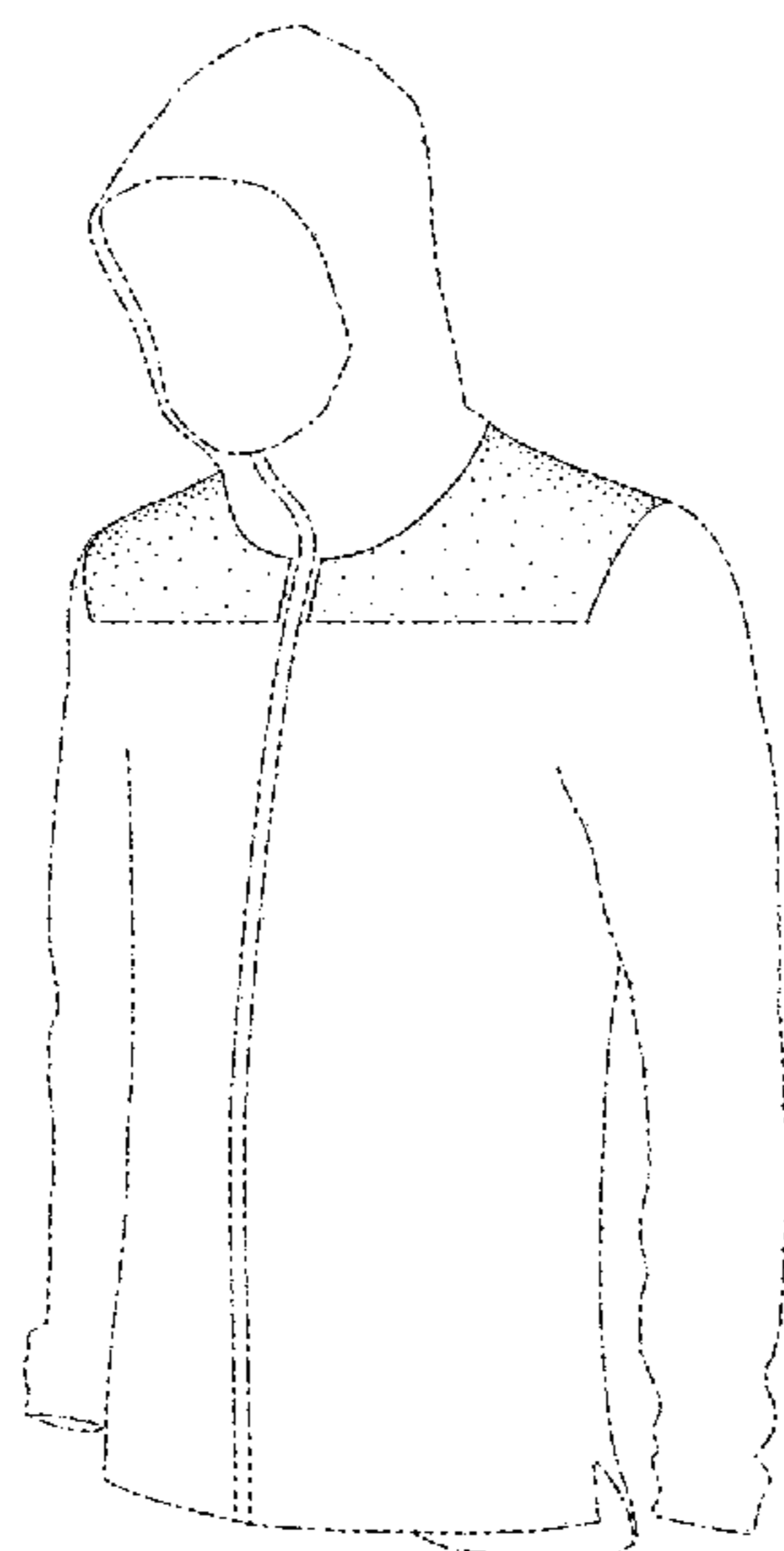
(57) **CLAIM**

The ornamental design for a garment, as shown and described.

DESCRIPTION

FIG. 1 is a front left perspective view of a garment showing our new design;
FIG. 2 is a front view thereof;
FIG. 3 is a rear view thereof;
FIG. 4 is a left side view thereof; and,
FIG. 5 is a right side view thereof.
The broken lines immediately adjacent to the shaded area represent unclaimed boundaries of the design. The broken lines showing the remainder of the garment represent unclaimed subject matter and form no part of the claimed design.

1 Claim, 5 Drawing Sheets



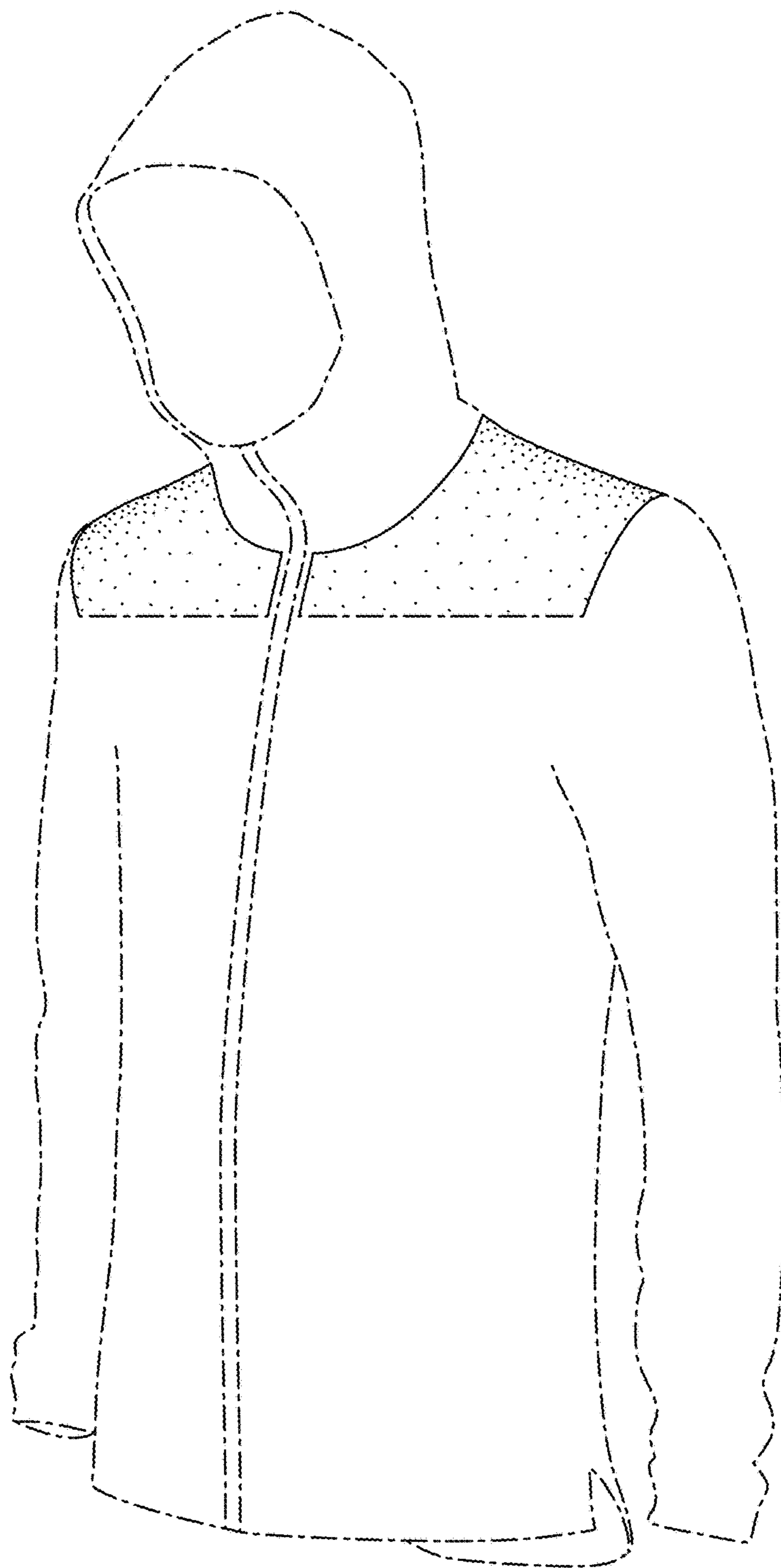


FIG. 1

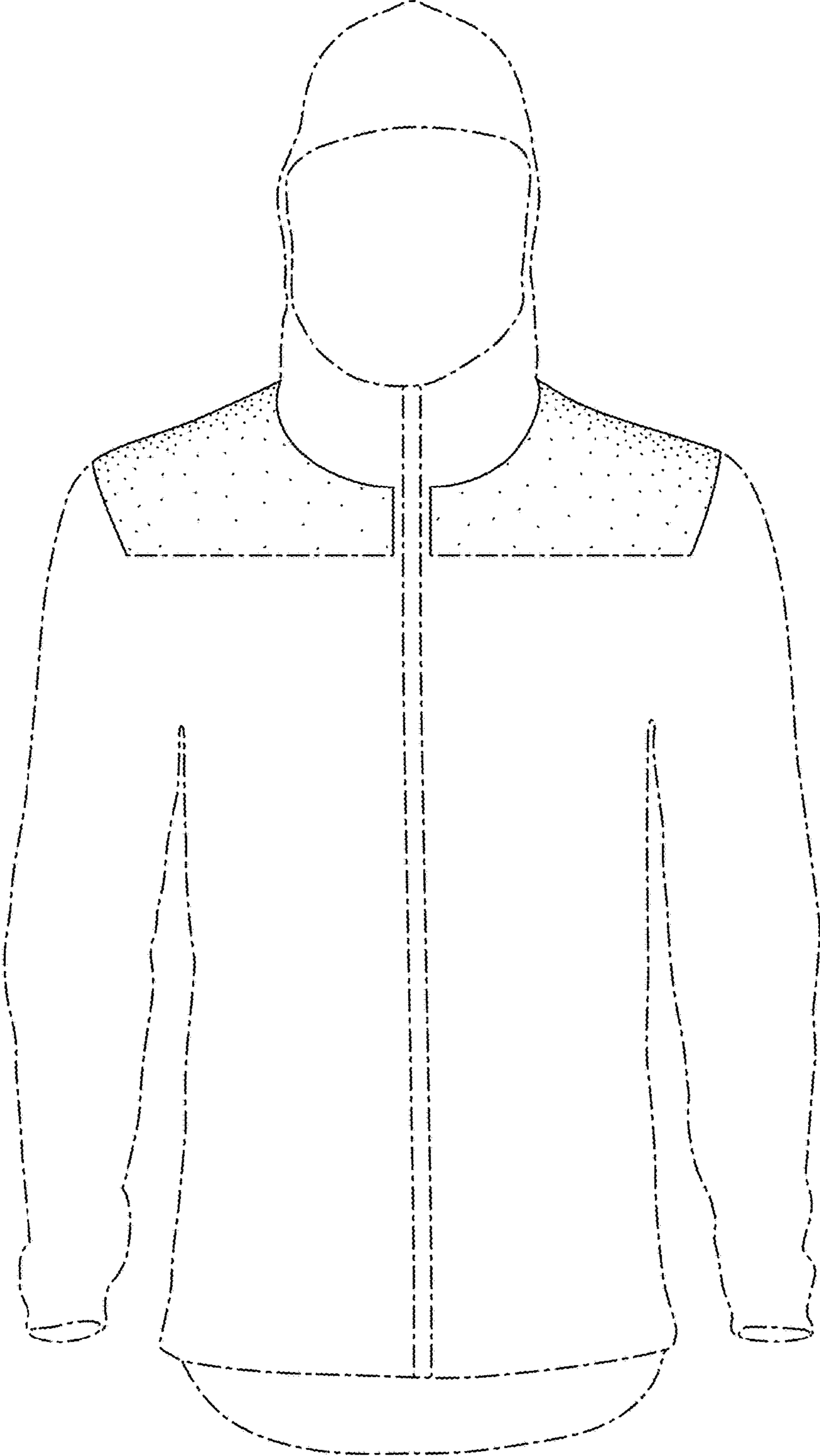


FIG. 2

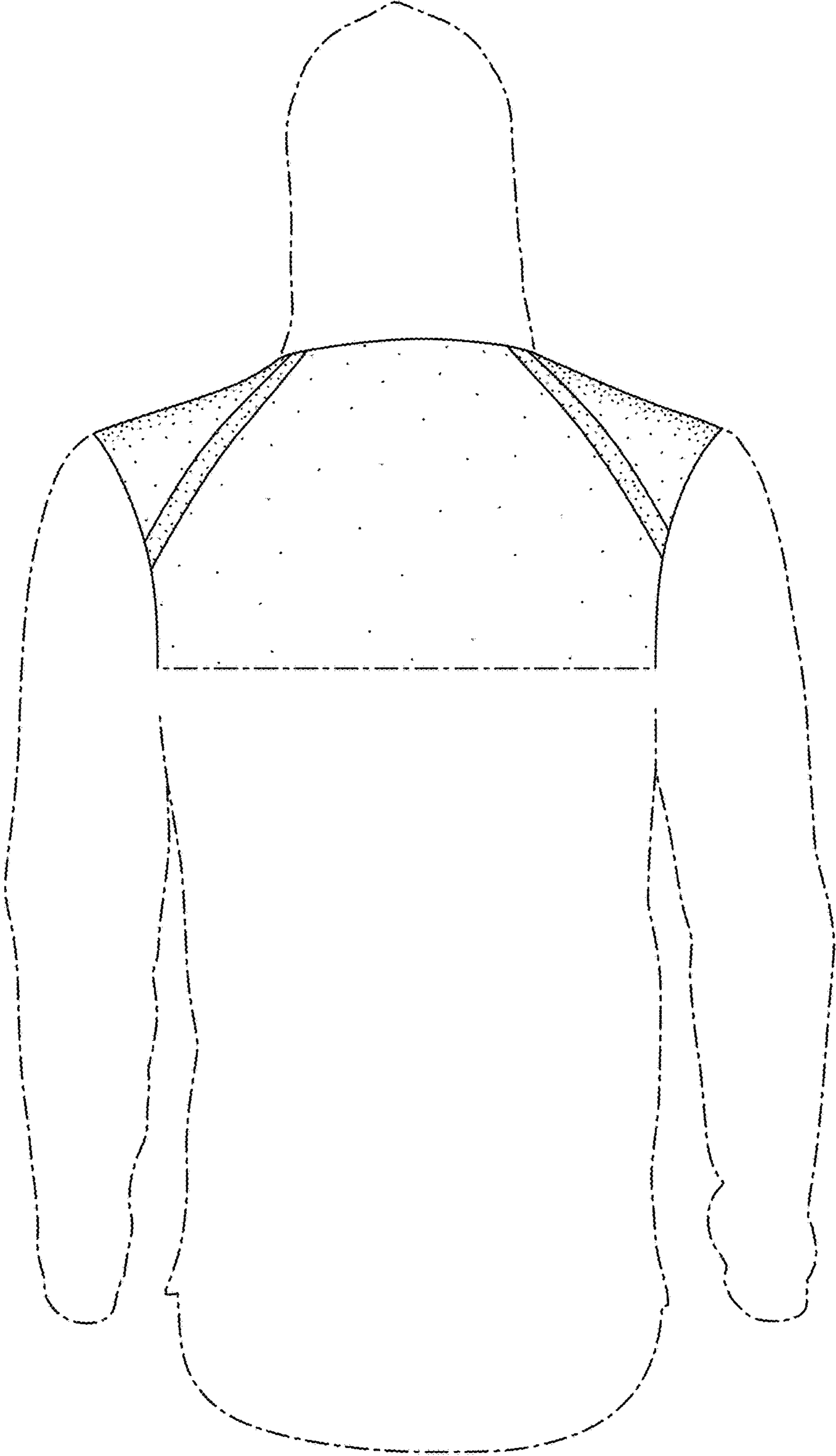


FIG. 3

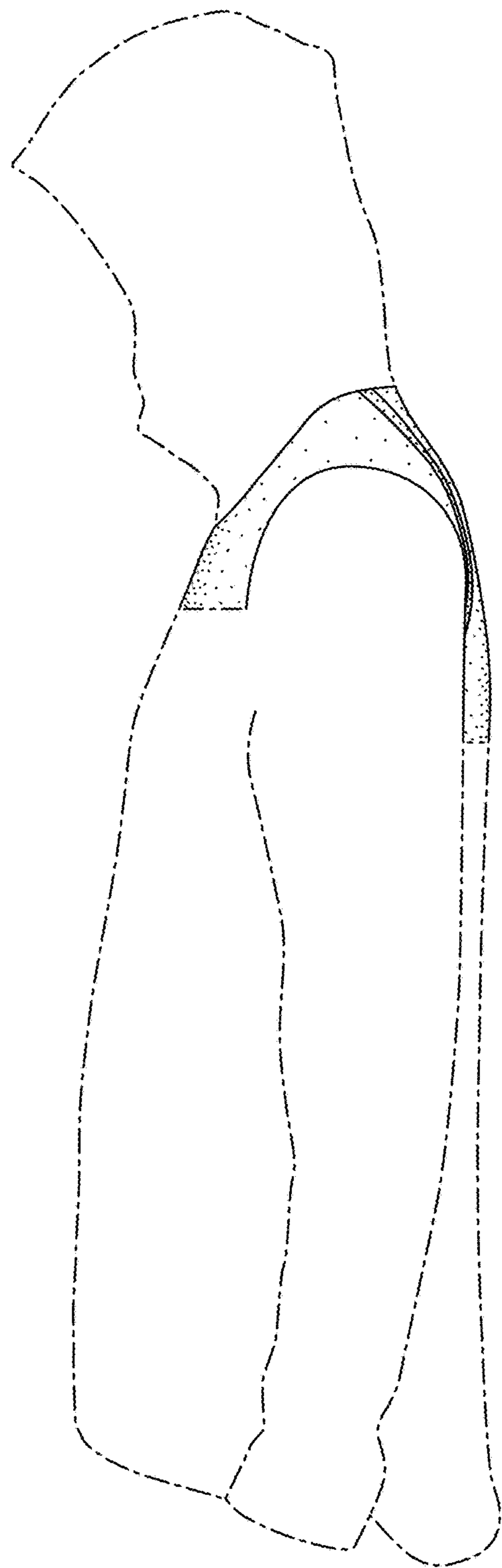


FIG. 4

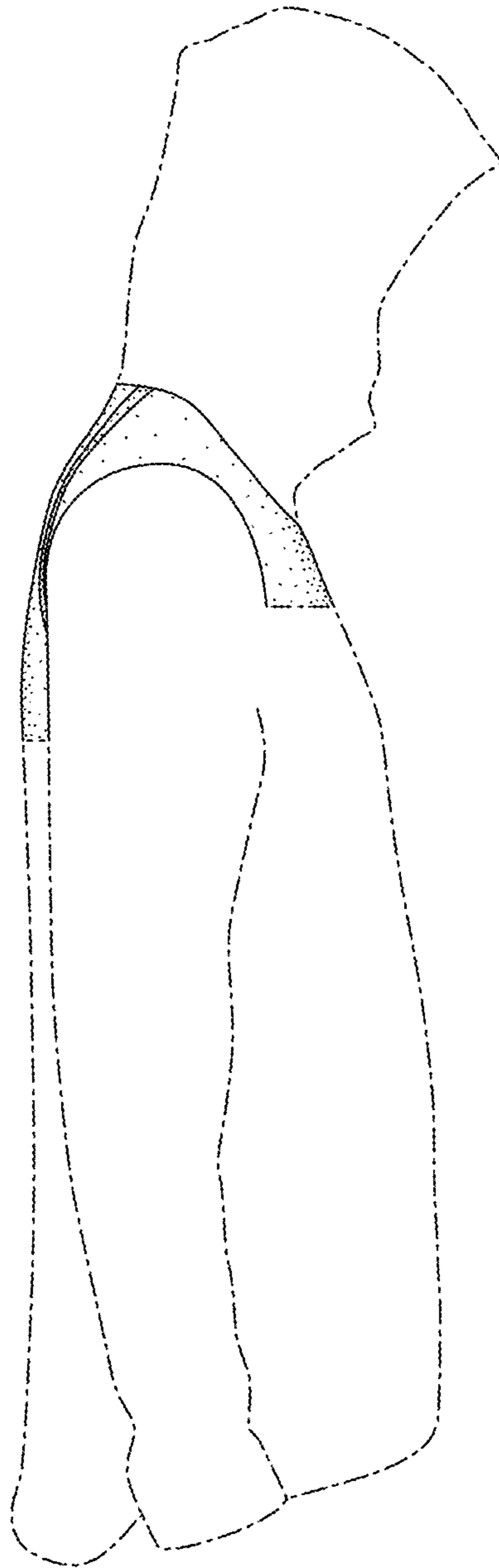


FIG. 5