



US00D799152S

(12) **United States Design Patent** (10) **Patent No.:** **US D799,152 S**
Brownell et al. (45) **Date of Patent:** **** Oct. 10, 2017**

- (54) **CLEAVAGE-ENHANCING GARMENT INSERT** 2,131,457 A 9/1938 Tachat
D166,760 S 5/1952 Bue et al.
D167,497 S 8/1952 Conde
- (71) Applicant: **DOUBLE SCOOP, LLC**, Santa Barbara, CA (US) 2,725,574 A 12/1955 Block
2,834,352 A 5/1958 Ullian
2,843,130 A * 7/1958 Block A41C 3/10
450/34
- (72) Inventors: **Annabelle Abba Brownell**, Santa Barbara, CA (US); **Betsy Catya Heafitz**, Santa Barbara, CA (US) 3,070,870 A 1/1963 Alexander
3,304,940 A 2/1967 Holscher
3,620,222 A 11/1971 Block
D234,445 S * 3/1975 Greenblatt D2/706
D314,659 S 2/1991 Metlis
D347,278 S * 5/1994 Higa D24/124
- (73) Assignee: **Double Scoop, LLC**, Santa Barbara, CA (US) (Continued)

(**) Term: **15 Years**

Primary Examiner — Karen E Eldridge Powers
(74) *Attorney, Agent, or Firm* — Knobbe Martens Olson & Bear LLP

(21) Appl. No.: **29/589,298**

(22) Filed: **Dec. 29, 2016**

(57) **CLAIM**

The ornamental design for a cleavage-enhancing garment insert, as shown and described.

Related U.S. Application Data

(63) Continuation of application No. 29/459,093, filed on Jun. 26, 2013, now Pat. No. Des. 775,452.

DESCRIPTION

(51) **LOC (10) Cl.** **02-01**

(52) **U.S. Cl.**
USPC **D2/706**

(58) **Field of Classification Search**
USPC D2/700, 701, 703, 705, 706, 707, 708, D2/709, 710, 736, 737, 855; D5/6, 11
CPC . A41C 3/065; A41C 3/10; A61F 2013/15016; A61F 13/14
See application file for complete search history.

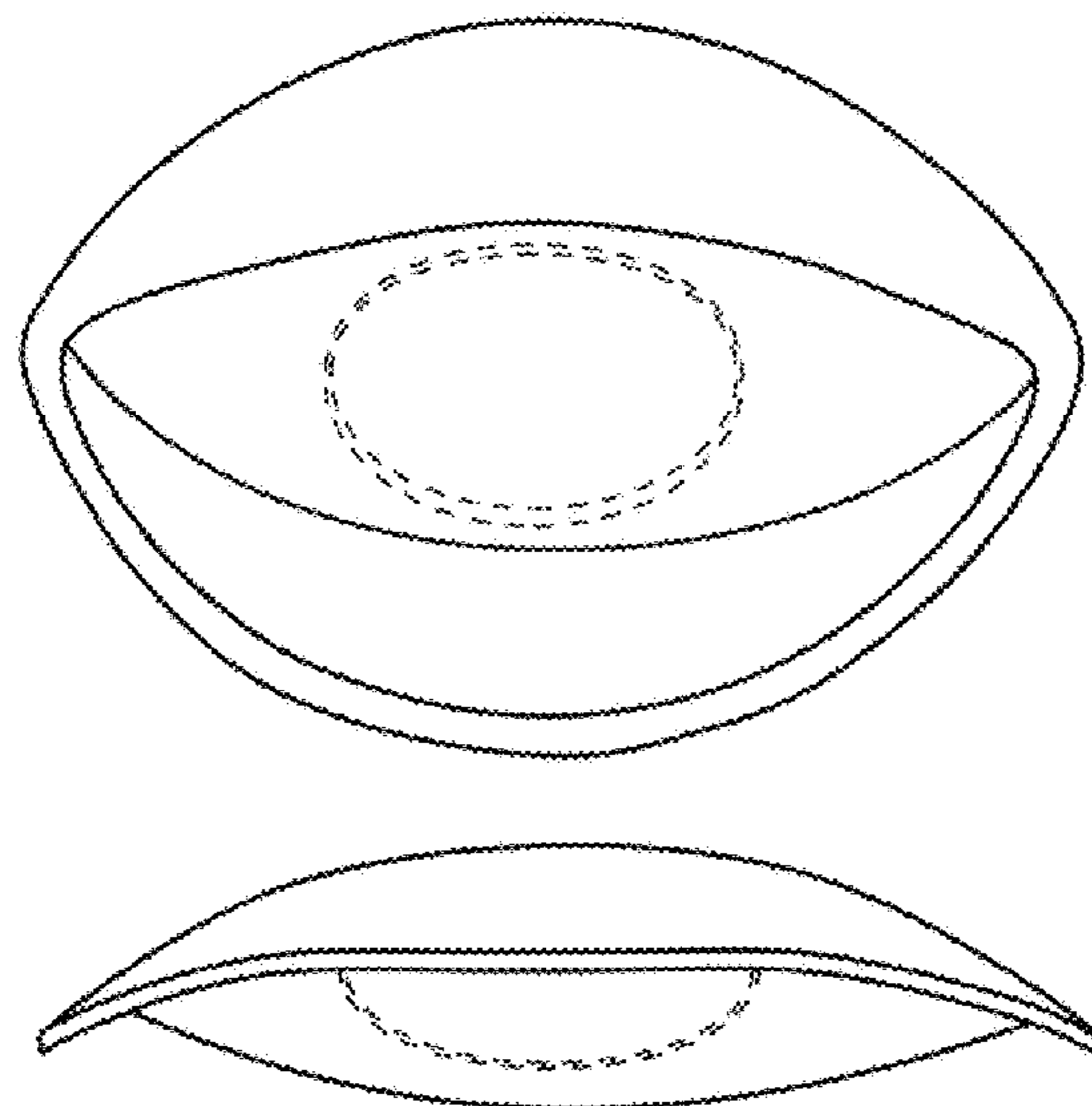
FIG. 1 is a view of the cleavage-enhancing garment insert inside of a bra;
FIG. 2 is a rear view of the cleavage-enhancing garment insert;
FIG. 3 is a front view of the cleavage-enhancing garment insert;
FIG. 4 is a left view of the cleavage-enhancing garment insert;
FIG. 5 is a right view of the cleavage-enhancing garment insert;
FIG. 6 is a top view of the cleavage-enhancing garment insert; and,
FIG. 7 is a bottom view of the cleavage-enhancing garment insert.
The broken lines are for illustrating portions of the article that form no part of the claimed design.

(56) **References Cited**

U.S. PATENT DOCUMENTS

- D19,878 S 6/1890 Fisher
- D25,654 S 6/1896 Bunel
- D77,003 S 11/1928 Hollingworth
- 2,082,503 A * 6/1937 Meadows A41C 3/144
2/275

1 Claim, 2 Drawing Sheets



(56)

References Cited

U.S. PATENT DOCUMENTS

5,603,653	A *	2/1997	Hartman	A41B 9/12 2/267
D400,337	S	11/1998	Snyder, Jr.	
6,015,332	A *	1/2000	Lee	A41C 3/144 450/38
6,174,217	B1	1/2001	Judson	
6,224,458	B1	5/2001	Chen	
6,231,423	B1	5/2001	Deal et al.	
6,283,820	B1	9/2001	Huang	
6,439,958	B1	8/2002	Lorenzo	
6,443,806	B1 *	9/2002	Fang	A41C 3/144 450/55
7,192,409	B2	3/2007	Lorenzo	
D581,129	S	11/2008	Marshall	
7,805,768	B2	10/2010	Martz	
8,647,169	B2	2/2014	Chang	
8,672,728	B2	3/2014	Chan	
8,808,057	B2	8/2014	Hu	
8,840,442	B2	9/2014	Linkon	
9,011,201	B2	4/2015	Chen	
D775,452	S *	1/2017	Brownell	D2/706
RE46,407	E *	5/2017	MacKinnon	
2003/0181129	A1	9/2003	Getman	
2008/0200096	A1	8/2008	Thornton	
2009/0061730	A1	3/2009	Chen	
2011/0111674	A1	5/2011	Padula	
2012/0083863	A1 *	4/2012	Gillespie	A41C 3/146 607/108
2012/0208434	A1	8/2012	Chang	
2012/0231700	A1	9/2012	Chou	

* cited by examiner

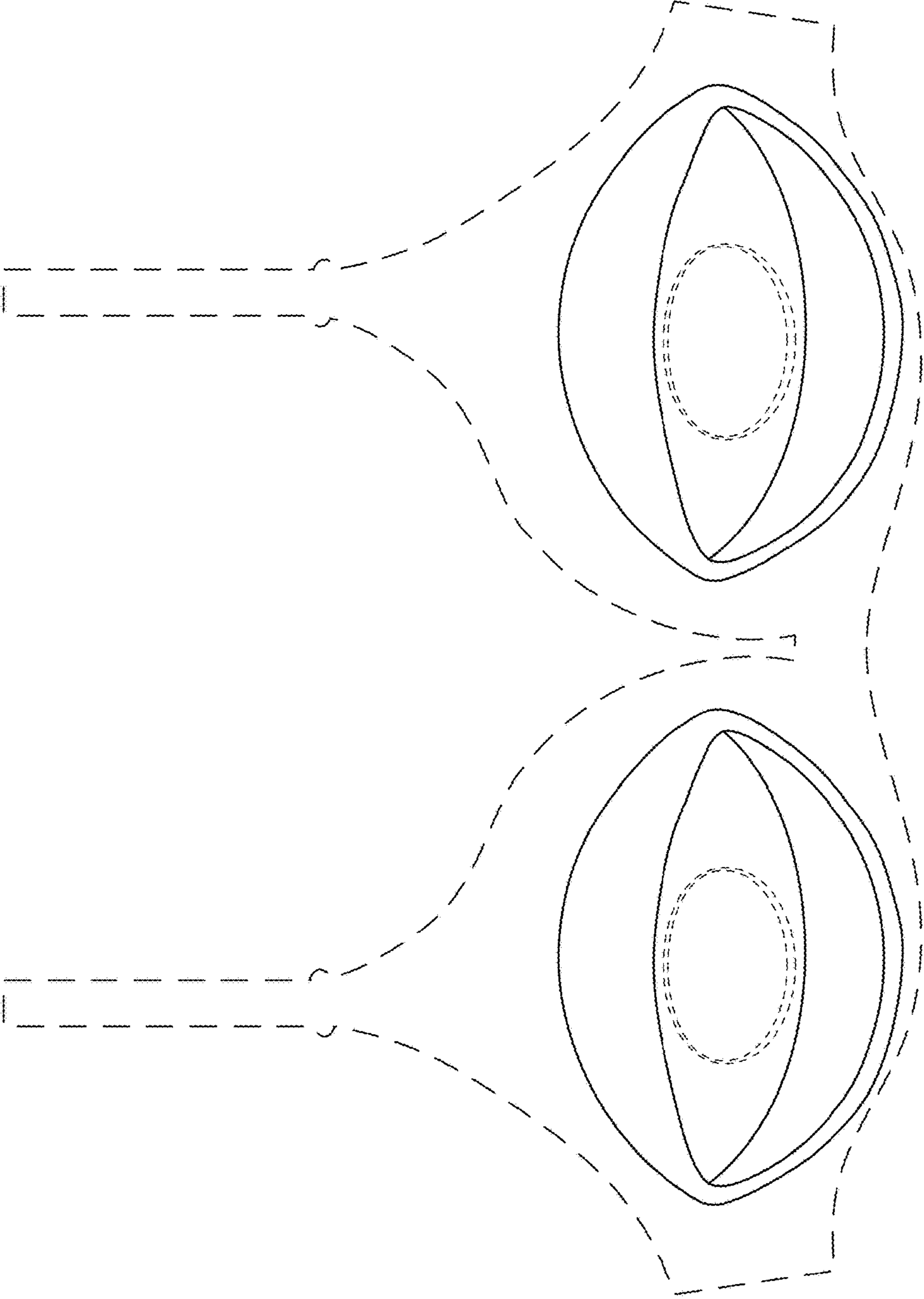


FIG. 1

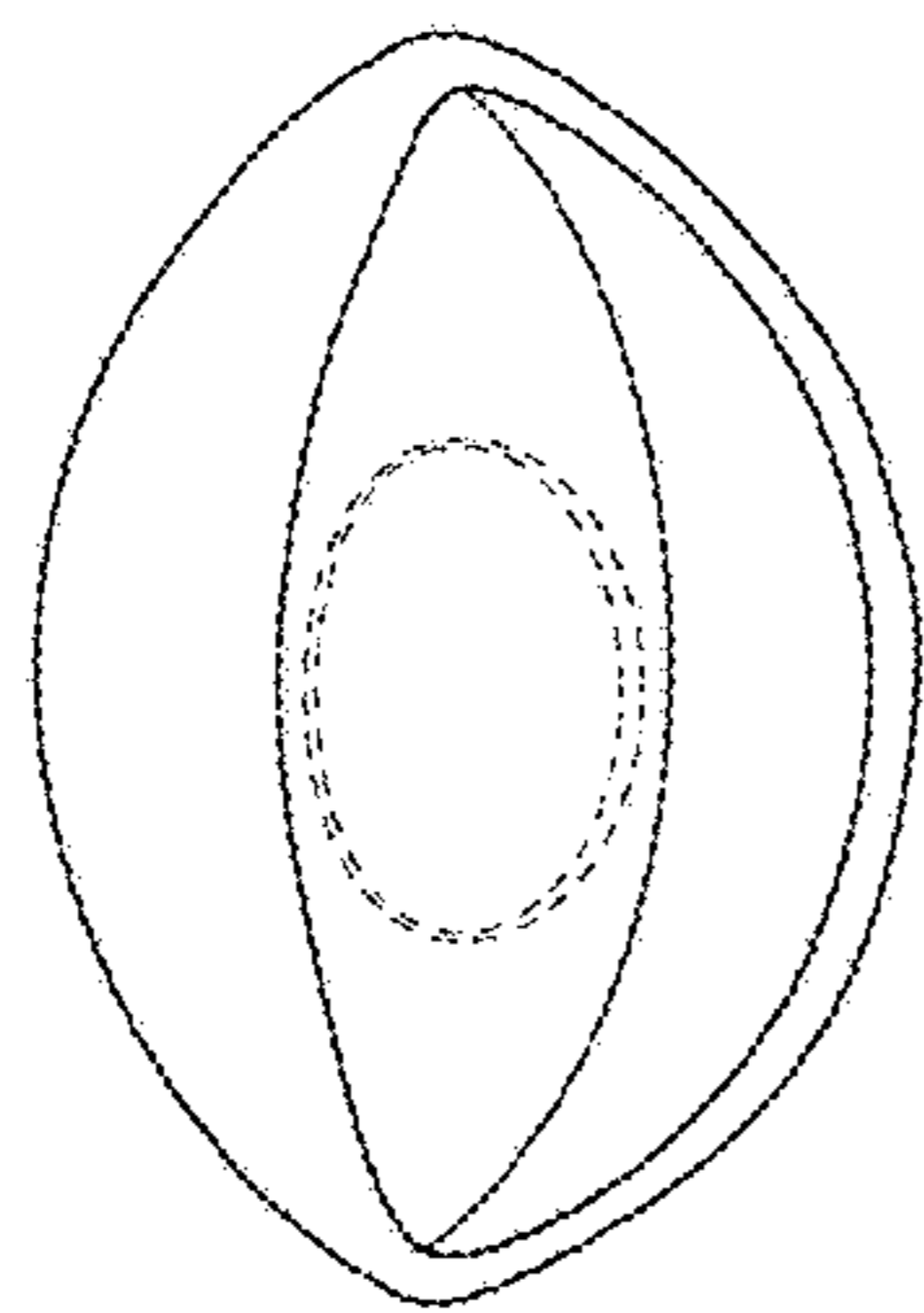


FIG. 2



FIG. 4

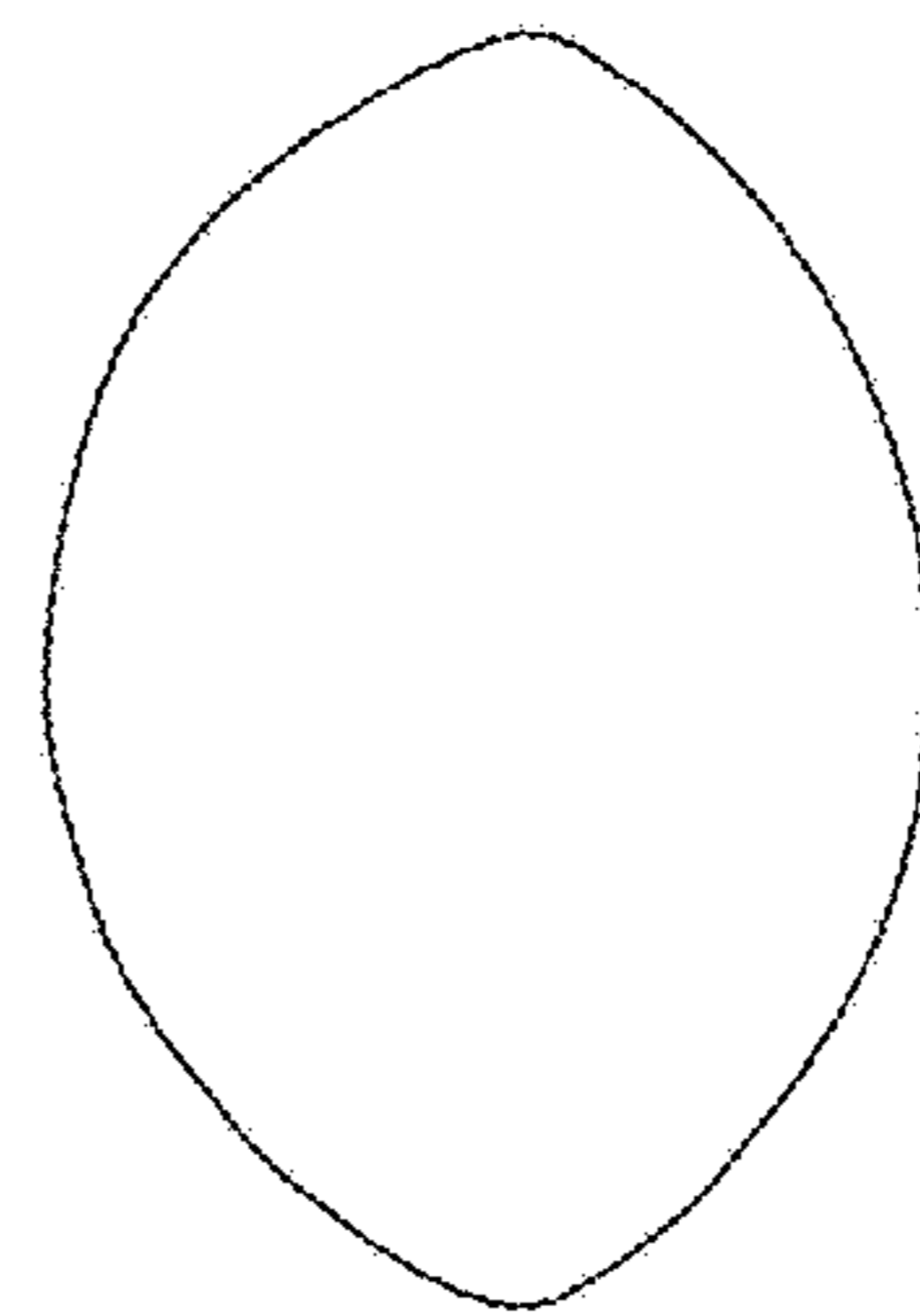


FIG. 3



FIG. 5

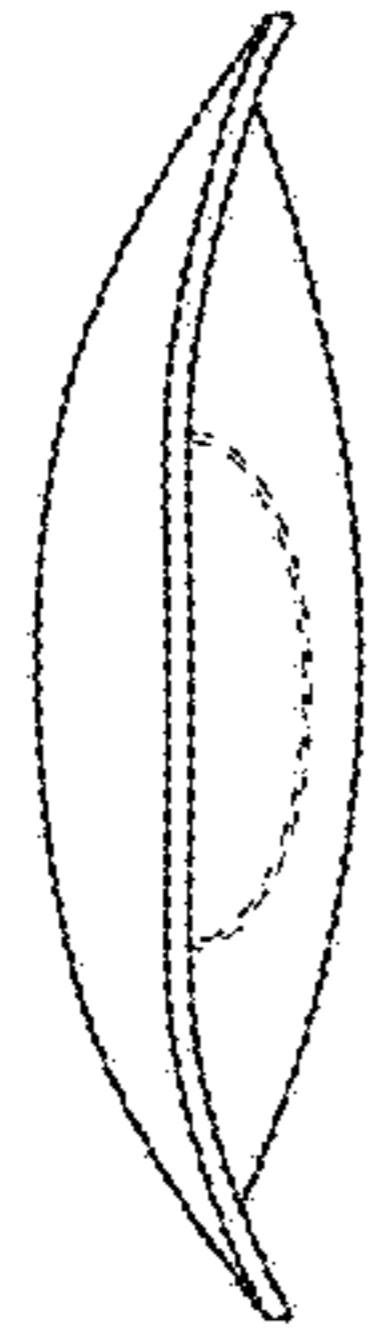


FIG. 6

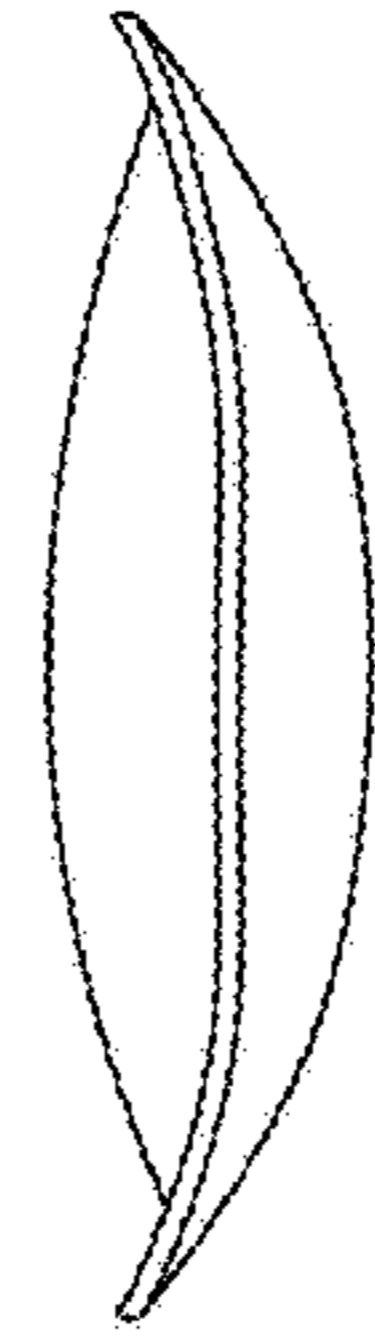


FIG. 7