



US00D799148S

(12) **United States Design Patent**  
**Crosby**

(10) **Patent No.:** **US D799,148 S**

(45) **Date of Patent:** **\*\* Oct. 3, 2017**

- (54) **SAFE**
- (71) Applicant: **Ray Crosby**, Provo, UT (US)
- (72) Inventor: **Ray Crosby**, Provo, UT (US)
- (\*\*) Term: **15 Years**
- (21) Appl. No.: **29/567,161**
- (22) Filed: **Jun. 6, 2016**
- (51) **LOC (10) Cl.** ..... **99-00**
- (52) **U.S. Cl.**  
USPC ..... **D99/28**
- (58) **Field of Classification Search**  
USPC ..... D99/28, 34, 35, 36, 43, 99; 109/1 R,  
109/1 V, 2, 45; 902/9, 30; 235/100;  
206/0.8, 0.815, 0.82; 312/400, 409  
CPC ..... F42B 39/24; E05B 65/0075; E05G 1/00;  
E05G 1/005; E05G 5/00; E05G 2700/00;  
E05G 2700/02; E05G 2700/04; E05G  
5/02; G05G 1/024; G07D 11/0006; G07D  
11/0009; G07D 9/002; G07D 9/004;  
G07D 9/008; G07D 11/009; G07F 9/06;  
G07F 9/003; G07F 17/10; G07F 17/12  
See application file for complete search history.

(56) **References Cited**

**U.S. PATENT DOCUMENTS**

- 3,772 A \* 11/1869 Marvin ..... D99/28
- 166,107 A \* 7/1875 Haytt ..... E05G 1/08  
109/53
- 470,818 A \* 3/1892 Damon et al. .... E05G 1/024  
109/53
- 1,048,774 A \* 12/1912 Whittam ..... A45C 1/12  
232/4 R
- D87,772 S \* 9/1932 Wolters ..... D99/28
- D103,629 S \* 3/1937 Davis ..... D99/28
- 2,081,271 A \* 5/1937 Ellithorpe ..... E05G 5/00  
109/38

- 2,088,459 A \* 7/1937 Bennett ..... E05G 5/006  
312/223.1
- D118,366 S \* 1/1940 Davis ..... D99/28
- D120,335 S \* 5/1940 Bescherer ..... D99/28
- D120,336 S \* 5/1940 Bescherer ..... D99/28
- D120,337 S \* 5/1940 Bescherer ..... D99/28
- D273,052 S \* 3/1984 Snodgrass ..... D99/28
- 4,669,394 A \* 6/1987 Fogleman ..... E05B 65/0075  
109/59 T
- D291,019 S \* 7/1987 Druihet ..... D8/302
- D308,279 S \* 5/1990 Hill ..... D99/28
- D308,744 S \* 6/1990 Arauchi ..... D99/28
- D314,406 S \* 2/1991 Lerch ..... D21/519
- D487,179 S \* 2/2004 Traversie ..... D12/423
- D493,270 S \* 7/2004 Lynch ..... D99/28
- D498,895 S \* 11/2004 Lynch ..... D99/28
- D620,675 S \* 7/2010 Doettling ..... D99/28
- D659,944 S \* 5/2012 Pendleton ..... D99/28
- D728,189 S \* 4/2015 Suggs ..... D99/28
- D744,715 S \* 12/2015 Suggs ..... D99/28
- 2003/0141794 A1 \* 7/2003 Cleveland ..... A47B 81/005  
312/409

\* cited by examiner

*Primary Examiner* — Elizabeth J Oswecki  
(74) *Attorney, Agent, or Firm* — Wright Law Group,  
PLLC; Mark F. Wright

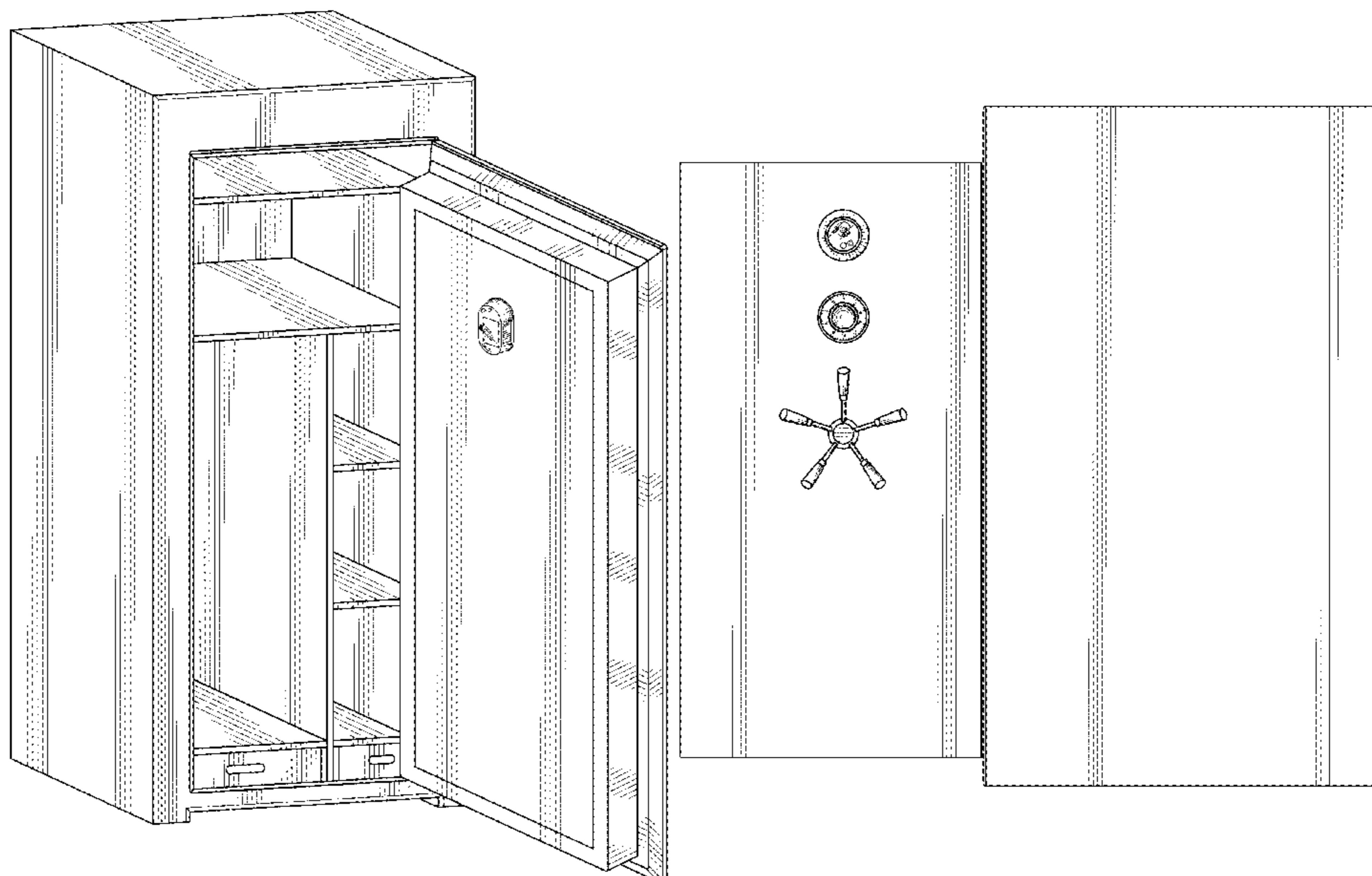
(57) **CLAIM**

The ornamental design for a safe, as shown and described.

**DESCRIPTION**

FIG. 1 is a perspective view of a safe showing my new design;  
FIG. 2 is a front side view thereof;  
FIG. 3 is a rear side view thereof;  
FIG. 4 is a left side view thereof;  
FIG. 5 is a right side view thereof;  
FIG. 6 is a top view thereof; and,  
FIG. 7 is a bottom view thereof.

**1 Claim, 7 Drawing Sheets**



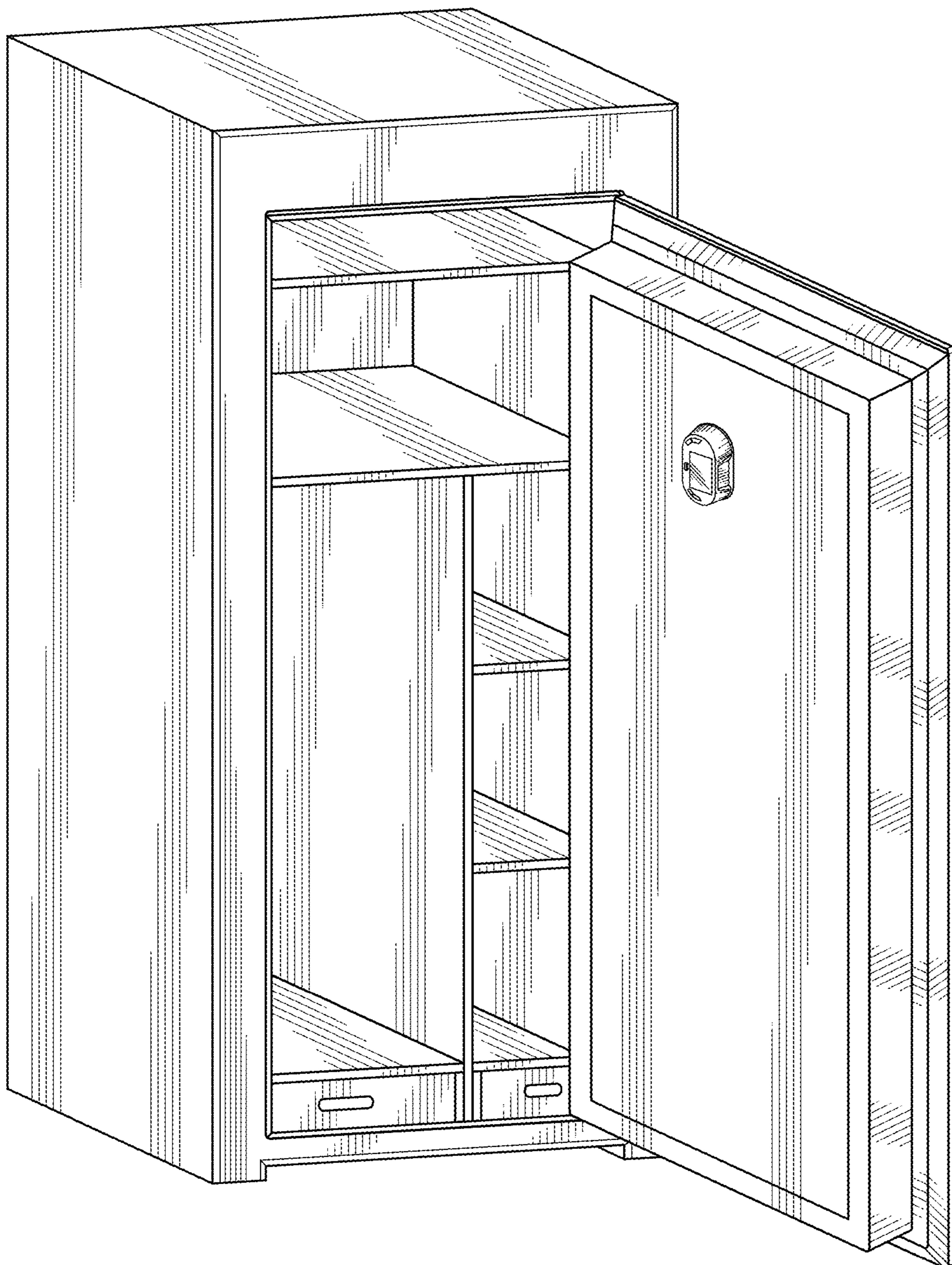


FIG. 1

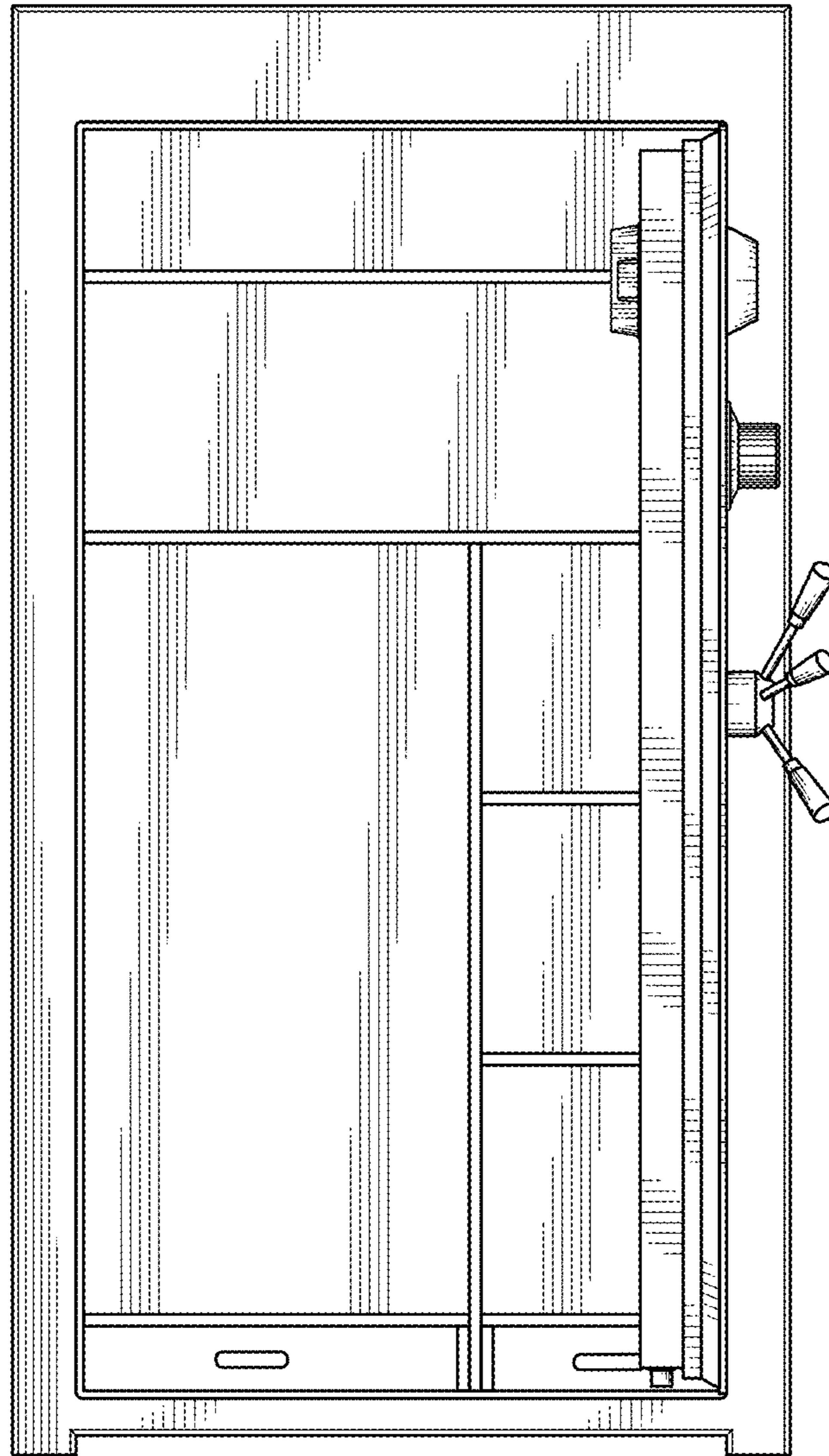


FIG. 2

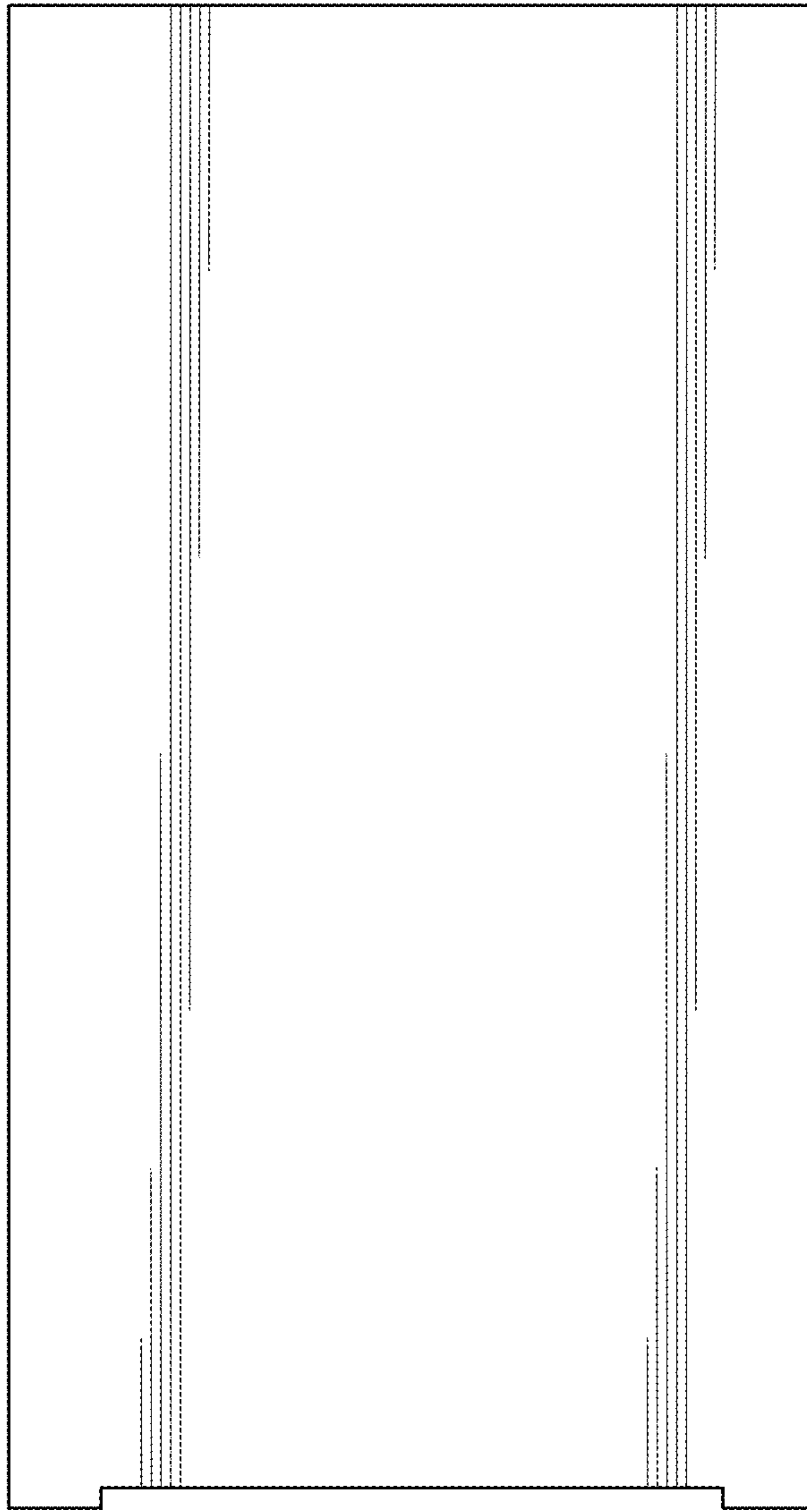


FIG. 3



FIG. 4

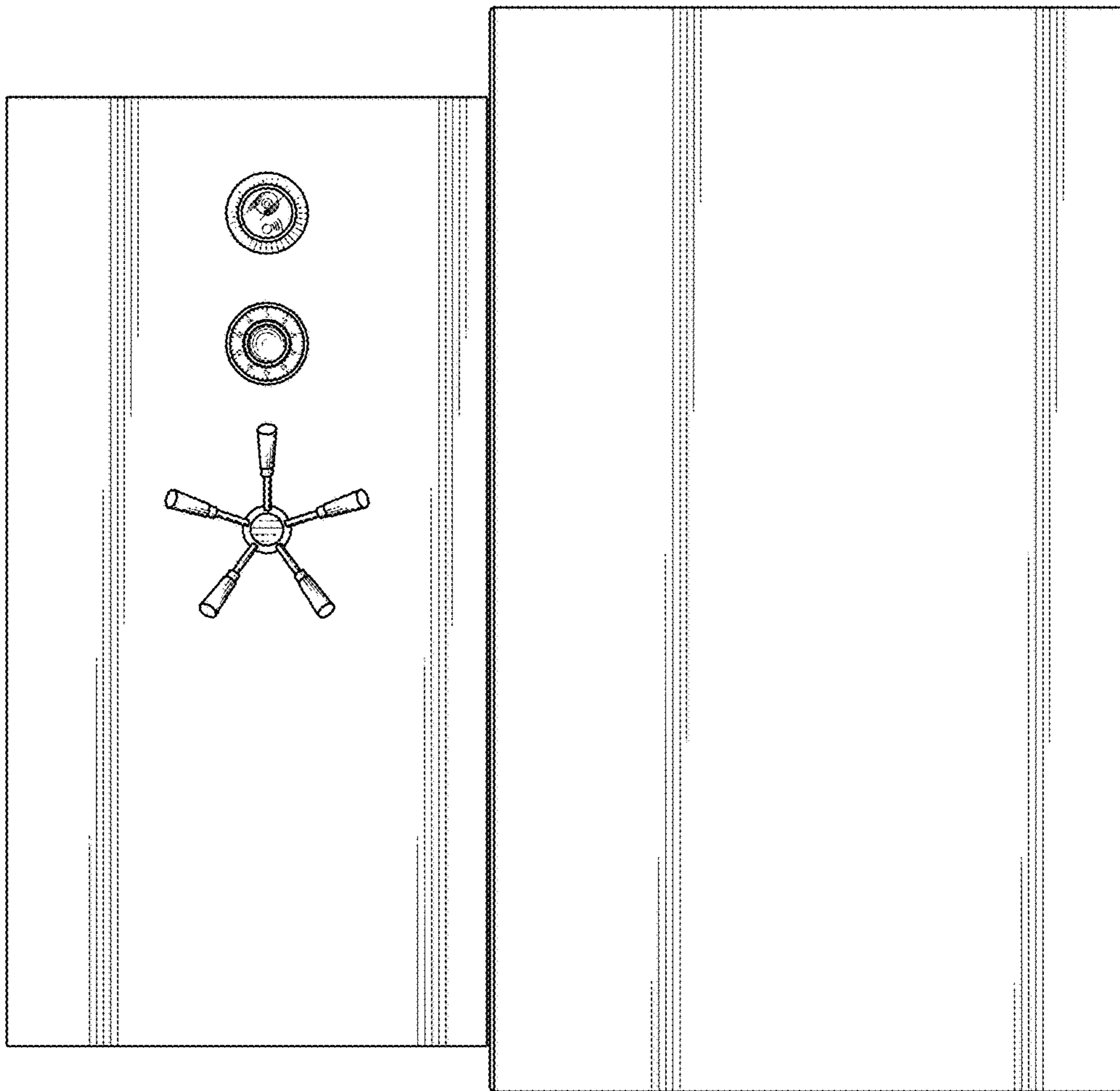


FIG. 5




FIG. 6

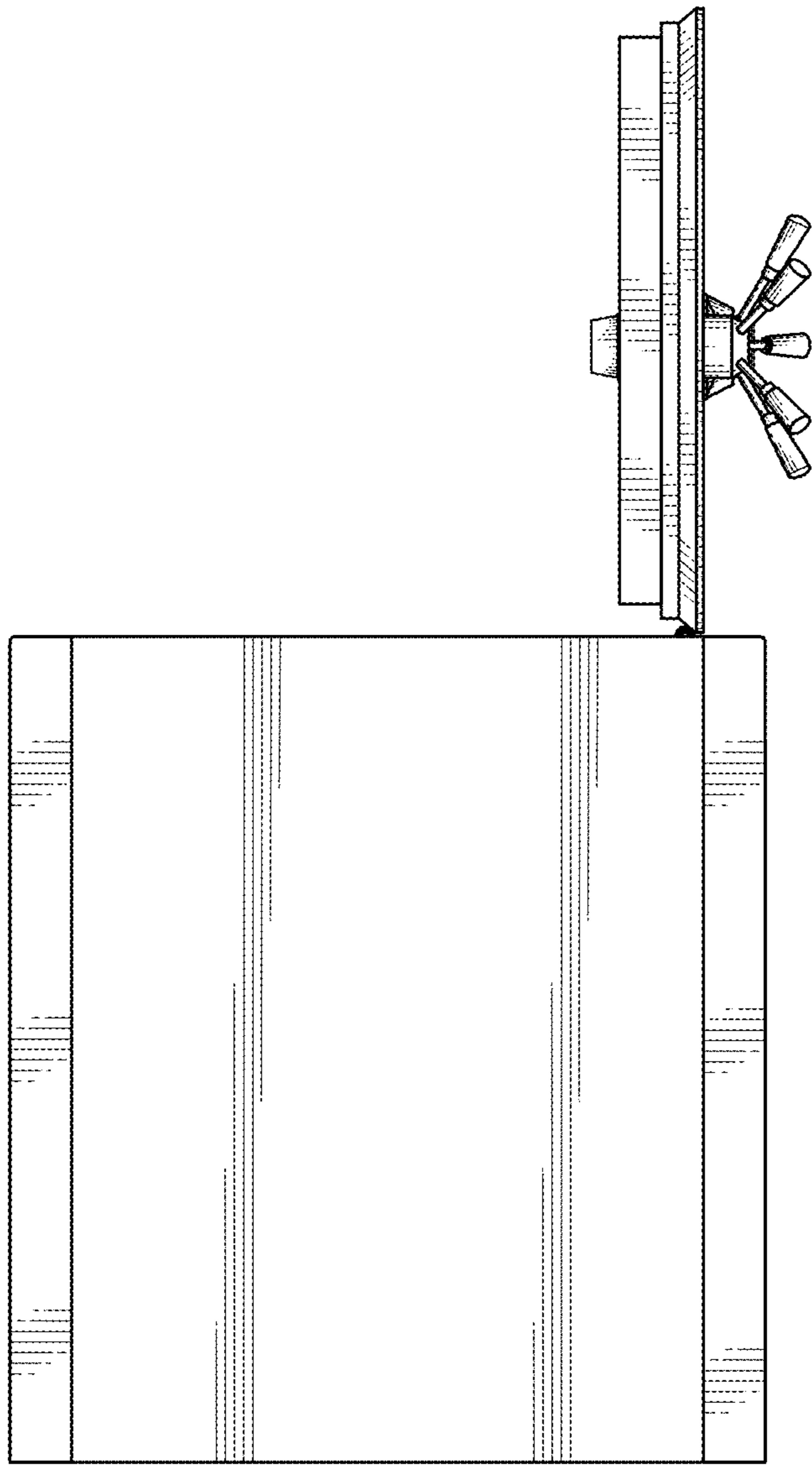


FIG. 7