



US00D799131S

(12) **United States Design Patent**  
**Yang**

(10) **Patent No.:** **US D799,131 S**

(45) **Date of Patent:** **\*\* Oct. 3, 2017**

(54) **CLEANING GLOVE**

(71) Applicant: **YYT TRADING CO., LTD.**, Taichung (TW)

(72) Inventor: **Shao-Yi Yang**, Taichung (TW)

(73) Assignee: **YYT TRADING CO., LTD.**, Taichung (TW)

(\*\*) Term: **15 Years**

(21) Appl. No.: **29/580,542**

(22) Filed: **Oct. 11, 2016**

(51) **LOC (10) Cl.** ..... **07-05**

(52) **U.S. Cl.**  
USPC ..... **D32/40**

(58) **Field of Classification Search**  
USPC ..... D32/40-43, 46-49; D21/500-505;  
D25/117; D8/70, 62  
CPC ..... A47L 13/22; A47L 13/312; B21D 53/76;  
A47K 7/03  
See application file for complete search history.

(56) **References Cited**

**U.S. PATENT DOCUMENTS**

1,209,763	A *	12/1916	Rosengren	.....	A47L 13/19	2/168
1,526,175	A *	2/1925	Ochs	.....	A47L 13/18	15/227
2,445,987	A *	7/1948	Ashman	.....	A47K 7/02	2/158
2,569,067	A *	9/1951	Livshin	.....	A47K 7/03	15/227
2,651,071	A *	9/1953	Dyer	.....	A47L 13/18	15/227
2,745,128	A *	5/1956	Zeuner	.....	A47K 7/02	15/227
2,795,806	A *	6/1957	Suttles	.....	A47L 13/19	15/227
3,299,441	A *	1/1967	Slimovitz	.....	A41D 19/0017	2/158

D206,997	S *	2/1967	Epstein et al.	.....	D28/63	
D268,967	S *	5/1983	Sami	.....	15/227	
D270,582	S *	9/1983	Pietrocola	.....	D32/40	
D271,060	S *	10/1983	Sami	.....	D29/118	
4,953,998	A *	9/1990	McCartherens	.....	B24D 15/045	15/227

(Continued)

**FOREIGN PATENT DOCUMENTS**

CN		3604252	*	1/2007
CN		301070572	*	12/2009

**OTHER PUBLICATIONS**

Green Microfiber Cleaning Mitt with Thumb, Webrestaurant Store, oldest review Dec. 10, 2012, [site visited Jun. 20, 2017 11:44:04 PM], <https://www.webrestaurantstore.com/green-microfiber-cleaning-mitt-with-thumb/275MFWG10.html>.\*

*Primary Examiner* — John Windmuller  
*Assistant Examiner* — John R Yeh  
(74) *Attorney, Agent, or Firm* — LeClairRyan


(57) **CLAIM**

The ornamental design for a cleaning glove, as shown and described.

**DESCRIPTION**

FIG. 1 is a perspective view of a cleaning glove showing my new design;  
FIG. 2 is a front elevational view thereof;  
FIG. 3 is a rear elevational view thereof;  
FIG. 4 is a left side elevational view thereof;  
FIG. 5 is a right side elevational view thereof;  
FIG. 6 is a top plan view thereof; and,  
FIG. 7 is a bottom plan view thereof.  
Where included, the use of stippling and shading is provided to show contrast in materials.  
The broken lines in the figures show portions of the cleaning glove that form no part of the claimed design.

**1 Claim, 6 Drawing Sheets**



(56)

**References Cited**

U.S. PATENT DOCUMENTS

D365,891 S \* 1/1996 Gargano ..... D2/622  
D384,209 S \* 9/1997 Driggers ..... D28/63  
D389,603 S \* 1/1998 Roman ..... D28/63  
D471,333 S \* 3/2003 Brown ..... D28/63  
D526,096 S \* 8/2006 Kaposi ..... D29/118  
D629,971 S \* 12/2010 Ho ..... D29/119  
D698,159 S \* 1/2014 Simon ..... D30/158  
D707,883 S \* 6/2014 Pflungfelder ..... D28/7  
D782,763 S \* 3/2017 Xavier ..... A47L 13/18  
D32/40  
2006/0288954 A1 \* 12/2006 Graunstadt ..... A47K 7/03  
119/652  
2007/0283516 A1 \* 12/2007 Rasmussen ..... A01K 13/001  
15/160

\* cited by examiner

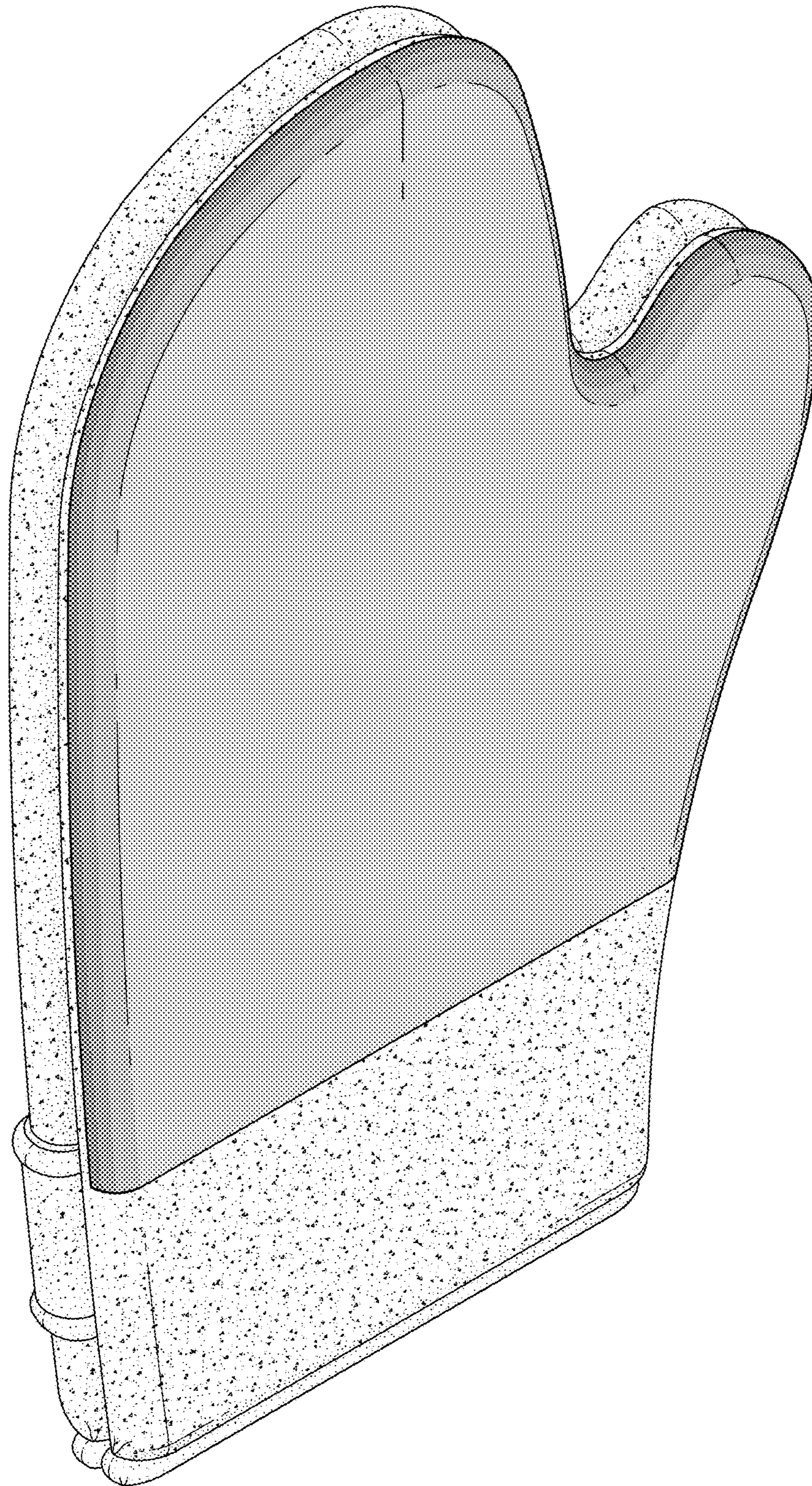


FIG.1

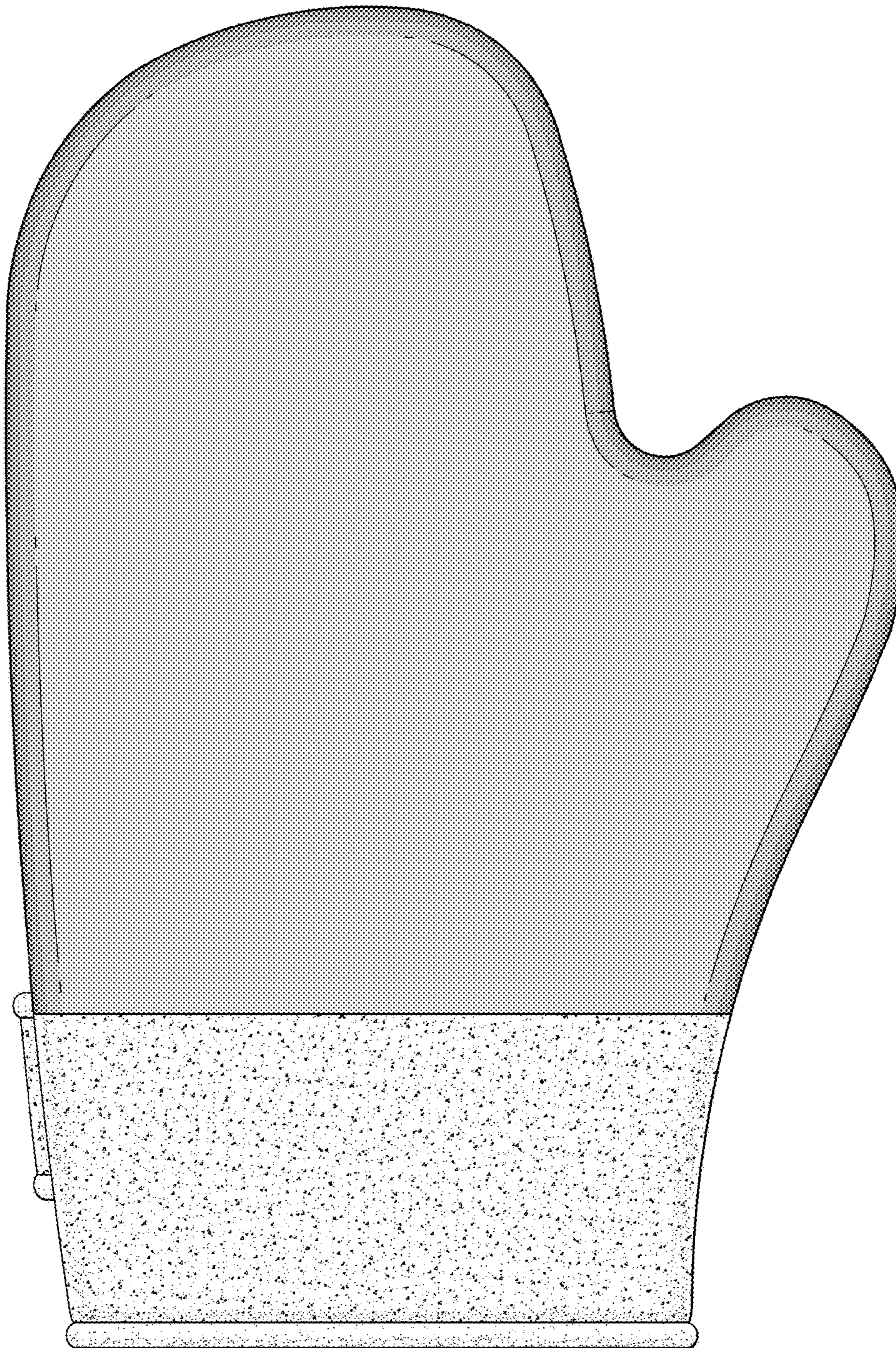


FIG.2

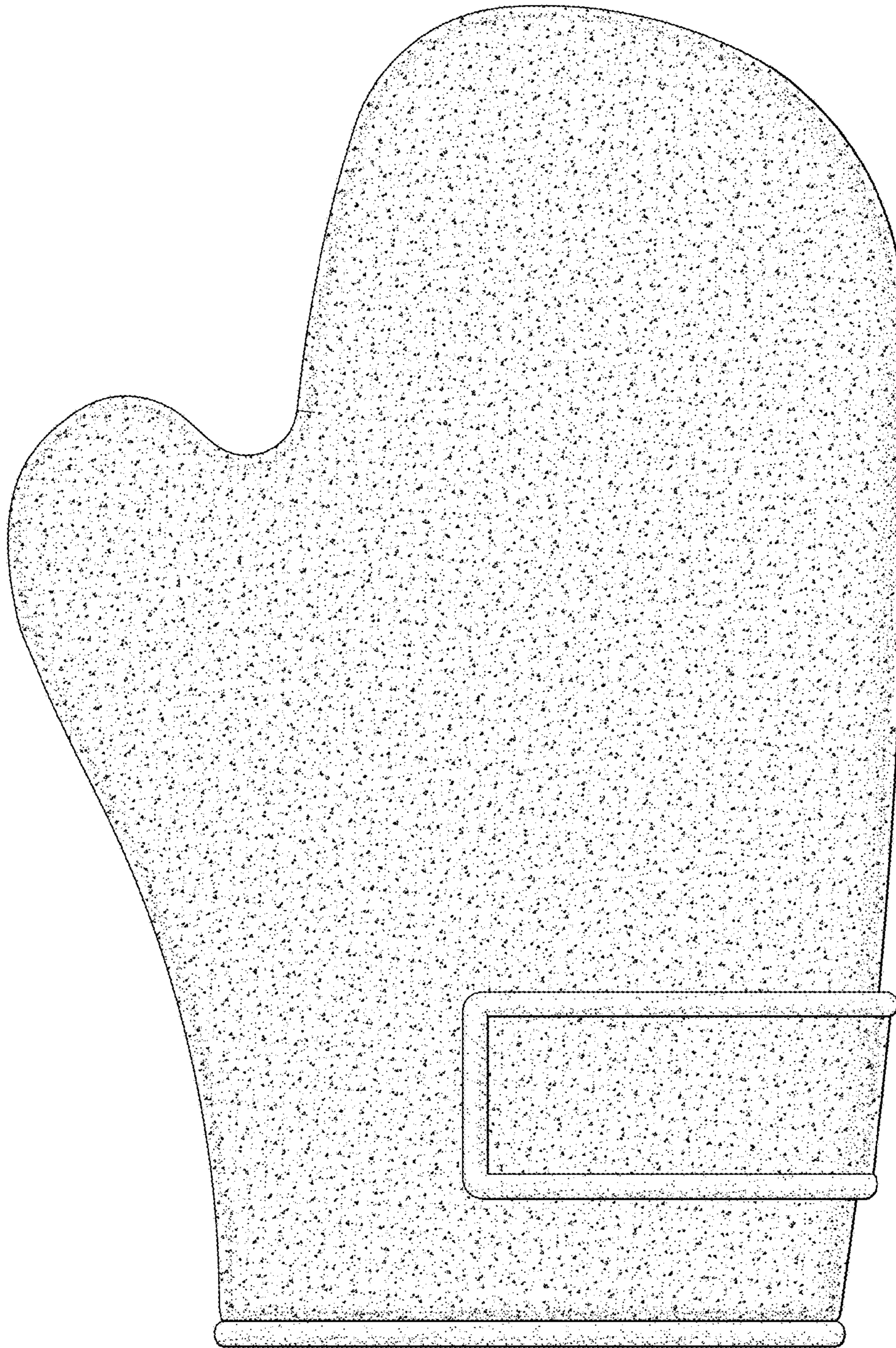


FIG.3

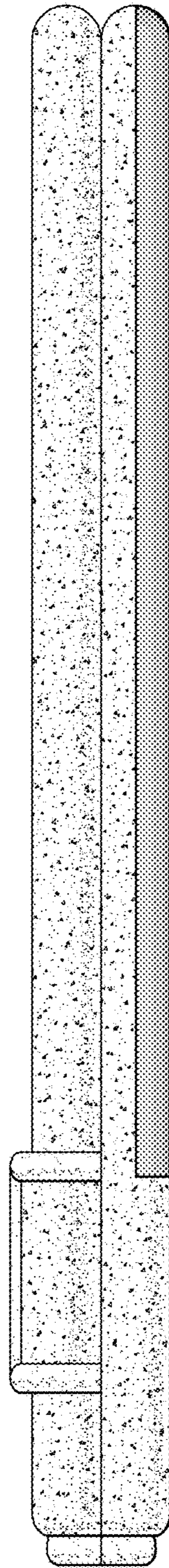


FIG.4




FIG.5

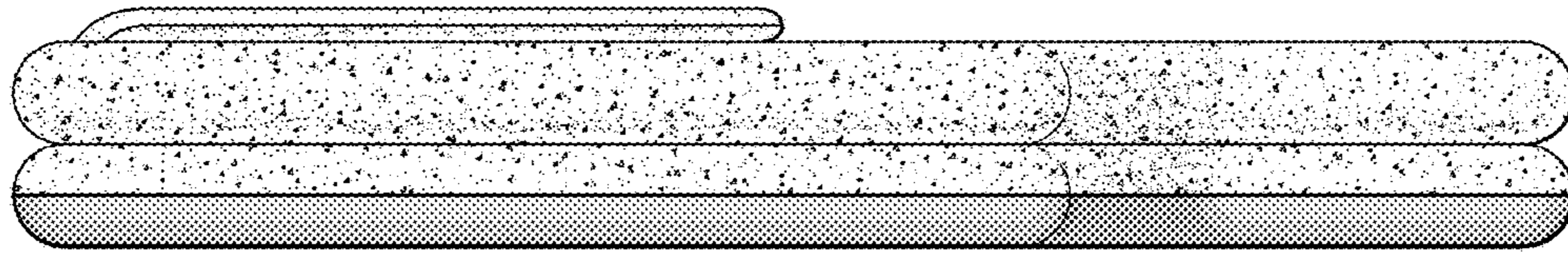


FIG. 6




FIG. 7