



US00D799122S

(12) **United States Design Patent**  
**Kang**

(10) **Patent No.:** **US D799,122 S**

(45) **Date of Patent:** **\*\* Oct. 3, 2017**

(54) **FACEMASK ANTI-FOGGING ADHESIVE STRIP**

(71) Applicant: **Matthew Minwu Kang**, Minneapolis, MN (US)

(72) Inventor: **Matthew Minwu Kang**, Minneapolis, MN (US)

(\*\*) Term: **15 Years**

(21) Appl. No.: **29/554,729**

(22) Filed: **Feb. 15, 2016**

(51) **LOC (10) Cl.** ..... **29-02**

(52) **U.S. Cl.**  
USPC ..... **D29/122**

(58) **Field of Classification Search**  
USPC ..... D29/100, 102, 106, 108, 110, 122;  
D2/865, 880, 881; 2/455, 456, 410, 7,  
2/8.2, 424, 425, 9, 468, 171, 205, 206;  
128/201.23, 857  
CPC .... A41D 13/05; A41D 13/11; A41D 13/1107;  
A41D 13/1161; A41D 13/113; A41D  
13/1138; A41D 13/1146; A42B 3/18;  
A42B 3/20; A42B 3/205; A42B 3/32;  
A42B 3/326; A42B 3/00; A42B 3/04;  
A42B 3/0406; A42B 3/08; A42B 3/085;  
A42B 1/008; A61F 9/06; A63B 71/08;  
A63B 7/085; A63B 71/10; A63B 71/12;  
A63B 71/1291  
See application file for complete search history.

(56) **References Cited**

**U.S. PATENT DOCUMENTS**

4,811,430 A \* 3/1989 Janusz ..... A41D 20/00  
2/171  
4,898,460 A \* 2/1990 Magninat ..... G02C 5/00  
351/114

5,584,078 A \* 12/1996 Saboory ..... A41D 13/1184  
128/201.17  
5,685,022 A \* 11/1997 Essman ..... A61F 9/025  
2/434  
D402,413 S \* 12/1998 Mibus ..... D24/189  
D408,046 S \* 4/1999 Haas ..... D16/312  
6,990,981 B2 \* 1/2006 DuBois ..... A61F 9/045  
128/858  
7,188,946 B2 \* 3/2007 Bleau ..... A61F 9/026  
351/154  
7,407,283 B2 \* 8/2008 Babineau ..... G02C 7/02  
351/159.73  
7,997,720 B1 \* 8/2011 Dibelardino ..... G02C 1/02  
351/106  
D665,536 S \* 8/2012 Jenke ..... D29/108  
8,458,812 B2 \* 6/2013 Kayeod ..... A45D 44/12  
2/15  
D735,951 S \* 8/2015 Birath ..... D29/122

\* cited by examiner

*Primary Examiner* — Randall H Gholson

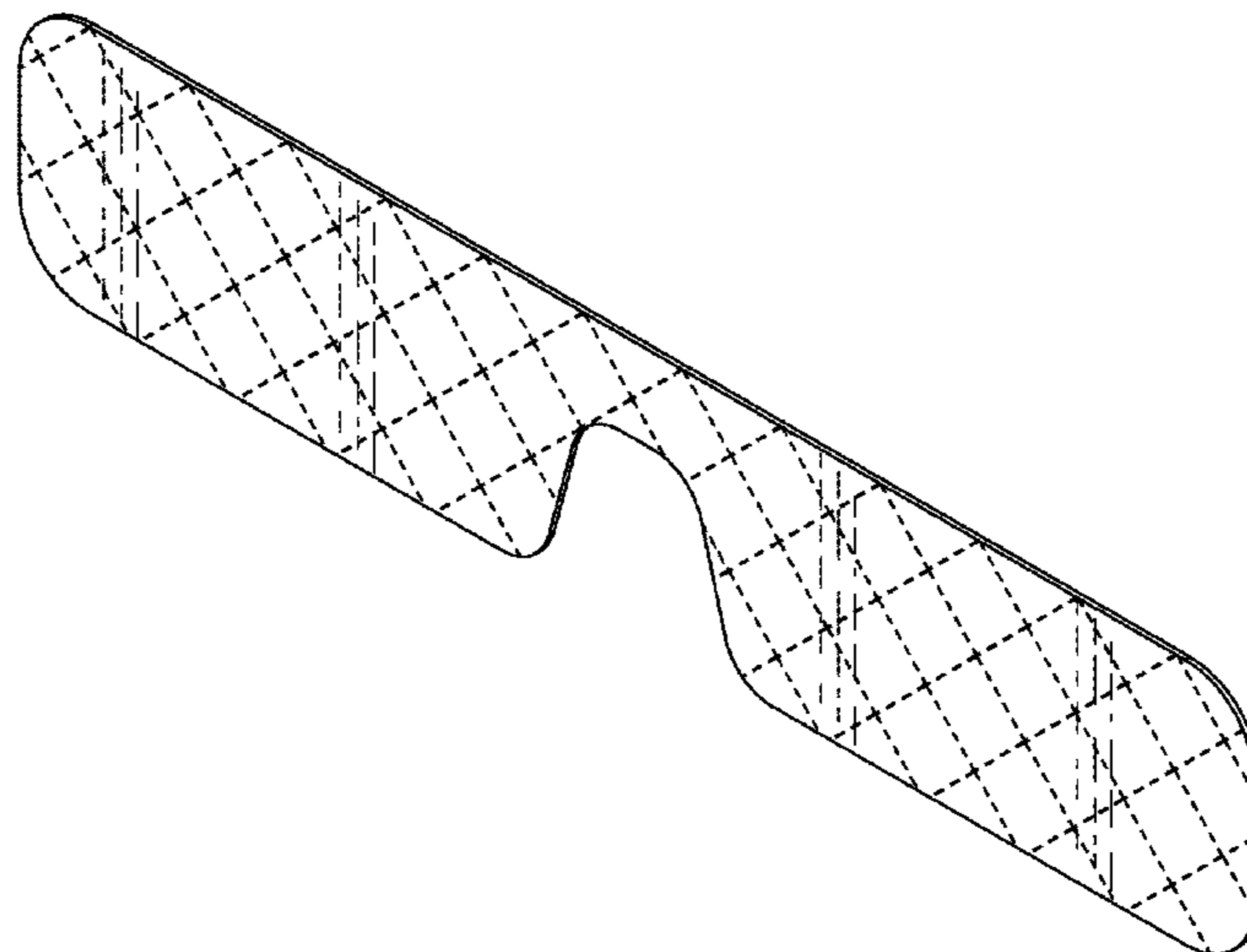
(57) **CLAIM**

The ornamental design for a facemask anti-fogging adhesive strip, as shown and described.

**DESCRIPTION**

FIG. 1 is a top perspective view of a facemask anti-fogging adhesive strip showing my new design;  
FIG. 2 is a bottom perspective view thereof;  
FIG. 3 is a front elevational view thereof;  
FIG. 4 is a rear elevational view thereof;  
FIG. 5 is a right-side elevational view thereof;  
FIG. 6 is a left-side elevational view thereof;  
FIG. 7 is a top plan view thereof; and,  
FIG. 8 is a bottom plan view thereof.  
The broken line showing of the grip material in FIGS. 1, 2 and 3 are included for the purpose of showing environmental structure and forms no part of the claimed design.

**1 Claim, 8 Drawing Sheets**



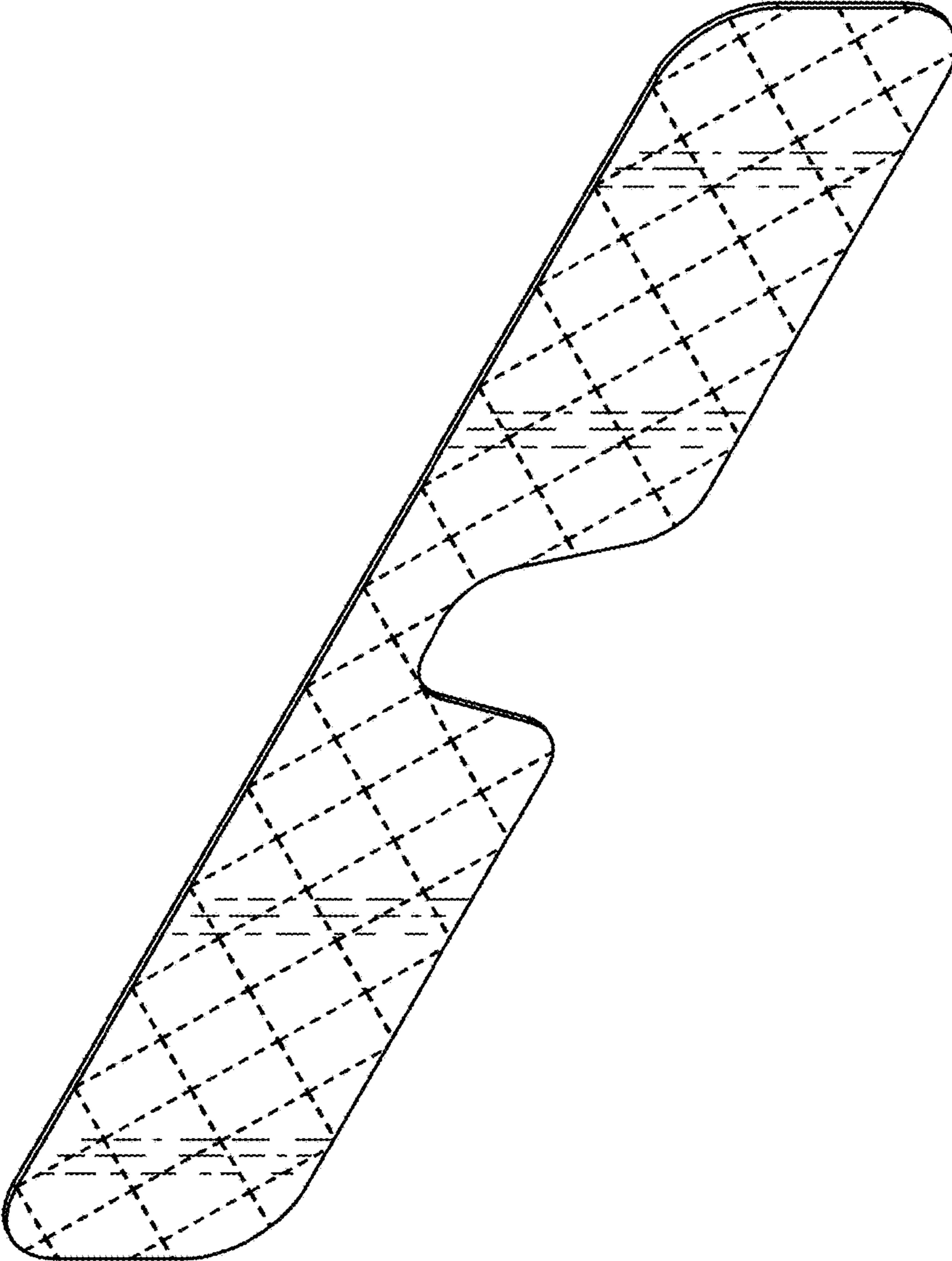


FIG. 1

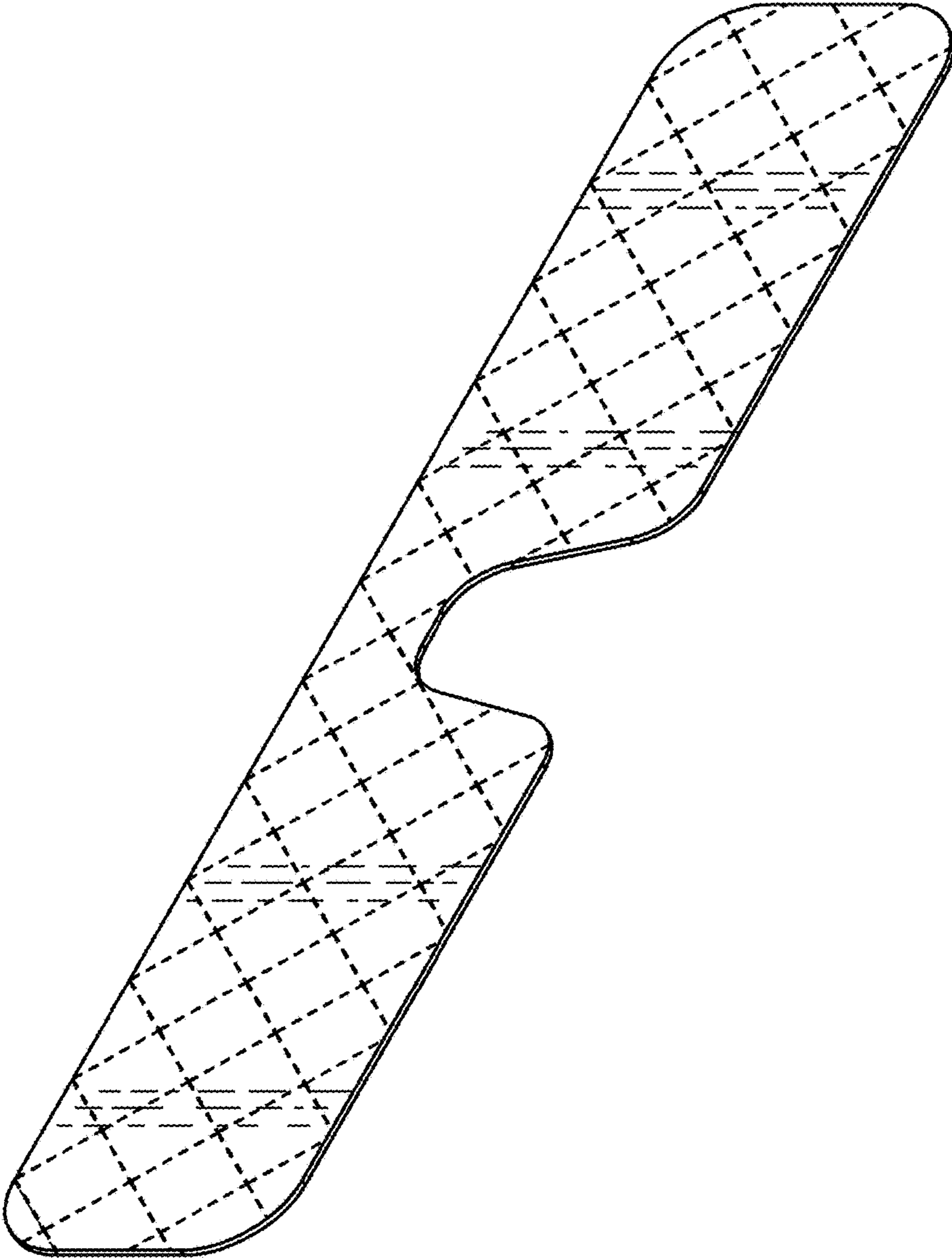


FIG. 2

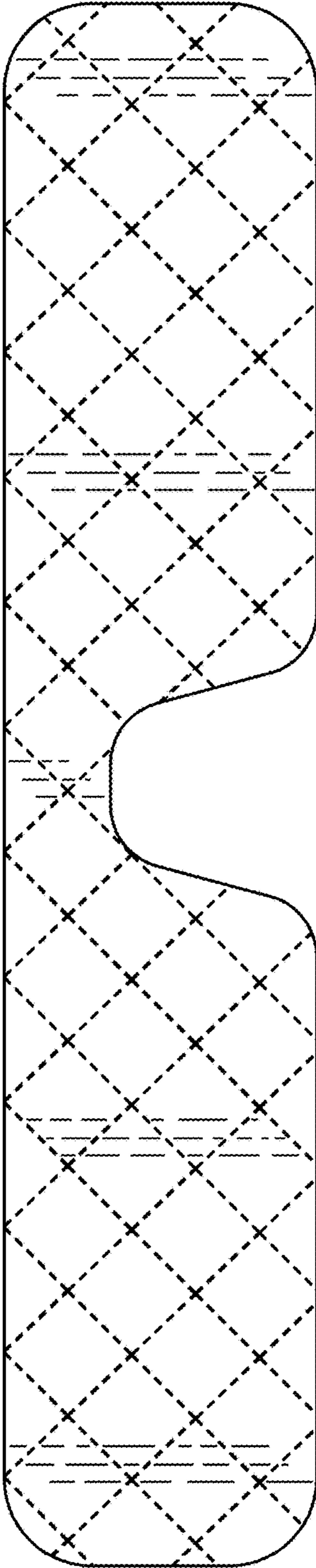


FIG. 3

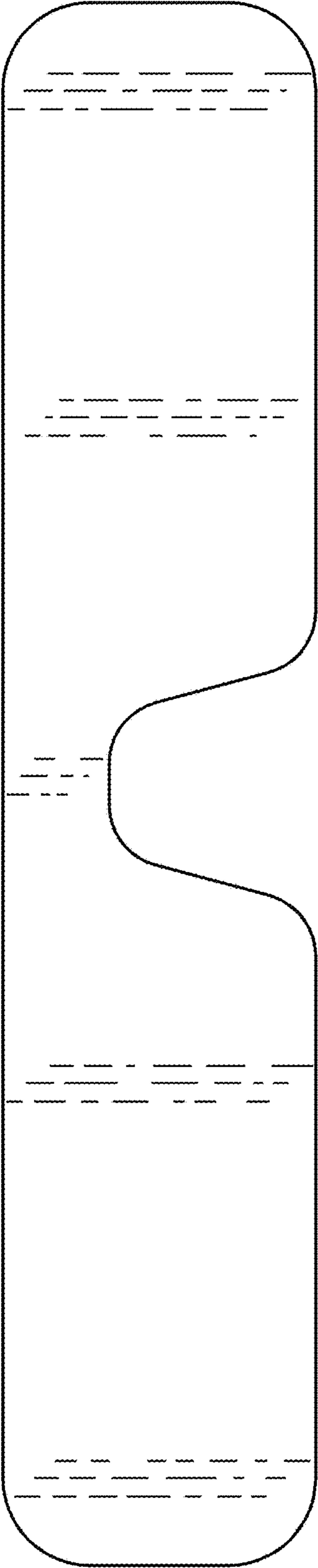


FIG. 4



FIG. 5



FIG. 6



FIG. 7





FIG. 8