



US00D799120S

(12) **United States Design Patent** (10) **Patent No.:** **US D799,120 S**  
**Kim et al.** (45) **Date of Patent:** **\*\* Oct. 3, 2017**

(54) **CHILD SAFETY VEST FOR VEHICLES**

(56) **References Cited**

(71) Applicants: **Minsun Kim**, Astoria, NY (US);  
**Buseon Kim**, Abingdon, MD (US)

(72) Inventors: **Minsun Kim**, Astoria, NY (US);  
**Buseon Kim**, Abingdon, MD (US)

(73) Assignees: **Minsun Kim**, Astoria, NY (US);  
**Buseon Kim**, Abingdon, MD (US)

(\*\*) Term: **15 Years**

(21) Appl. No.: **29/571,619**

(22) Filed: **Jul. 20, 2016**

(30) **Foreign Application Priority Data**

Jan. 26, 2016 (KR) ..... 30-2016-0003853

(51) **LOC (10) Cl.** ..... **29-02**

(52) **U.S. Cl.**  
USPC ..... **D29/101.4**

(58) **Field of Classification Search**  
USPC ..... D29/100, 101.1–101.4, 122, 124;  
D2/626, 628, 629; D3/215, 218, 219,  
D3/221, 226, 322, 327; D24/190;  
359/362, 519; 182/3, 4, 5, 6, 9, 133;  
2/300, 310, 311; D10/111; 224/259,  
224/576, 603, 606, 623, 627, 647;  
D21/683; D30/152; 119/770; 297/485  
CPC ..... A45F 5/00

See application file for complete search history.

U.S. PATENT DOCUMENTS

D453,398 S *	2/2002	Masuda	.....	D29/101.4
D548,401 S *	8/2007	Tinao	.....	D29/101.4
D598,166 S *	8/2009	Kemper	.....	D29/101.4
7,707,652 B2 *	5/2010	Senegal	.....	A63B 21/0552 2/102
D636,964 S *	4/2011	Thomas	.....	D29/101.1
8,813,263 B2 *	8/2014	Parisi, Jr.	.....	F41H 1/02 2/102
D717,205 S *	11/2014	Kosh	.....	D11/201
D725,826 S *	3/2015	Takeuchi	.....	D29/101.4
9,192,242 B1 *	11/2015	Anderson	.....	A47D 13/04

\* cited by examiner

*Primary Examiner* — Randall Gholson

(74) *Attorney, Agent, or Firm* — Goldilocks Zone IP Law

(57) **CLAIM**

The ornamental design for a child safety vest for vehicles, as shown and described.

**DESCRIPTION**

FIG. 1 is a perspective view of new design for a child safety vest for vehicles as shown in the drawings;  
FIG. 2 is a front elevation view thereof;  
FIG. 3 is a rear elevation view thereof;  
FIG. 4 is a left side view thereof;  
FIG. 5 is a right side view thereof;  
FIG. 6 is a top plan view thereof; and,  
FIG. 7 is a bottom plan view.

**1 Claim, 6 Drawing Sheets**

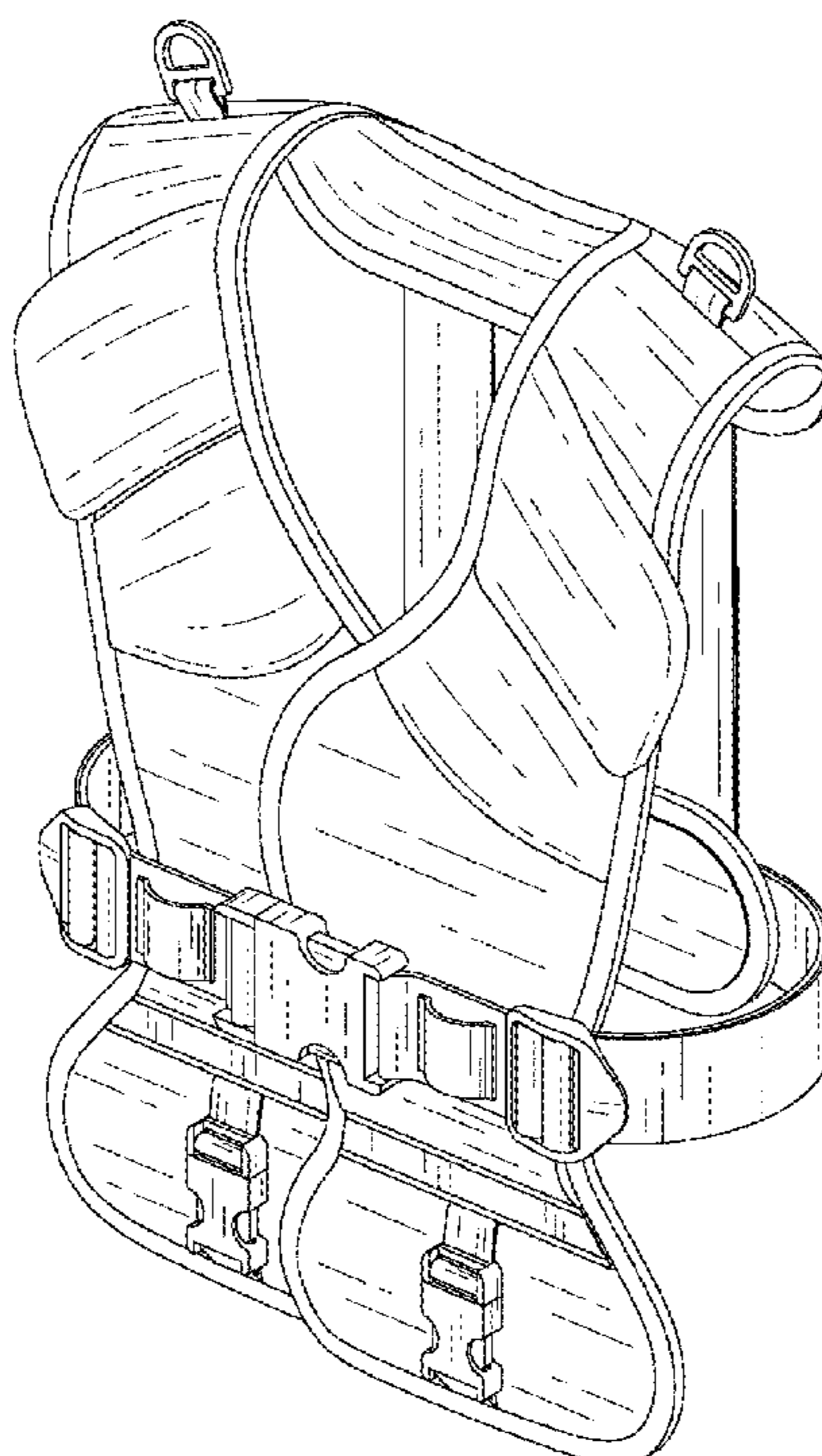


Fig. 1

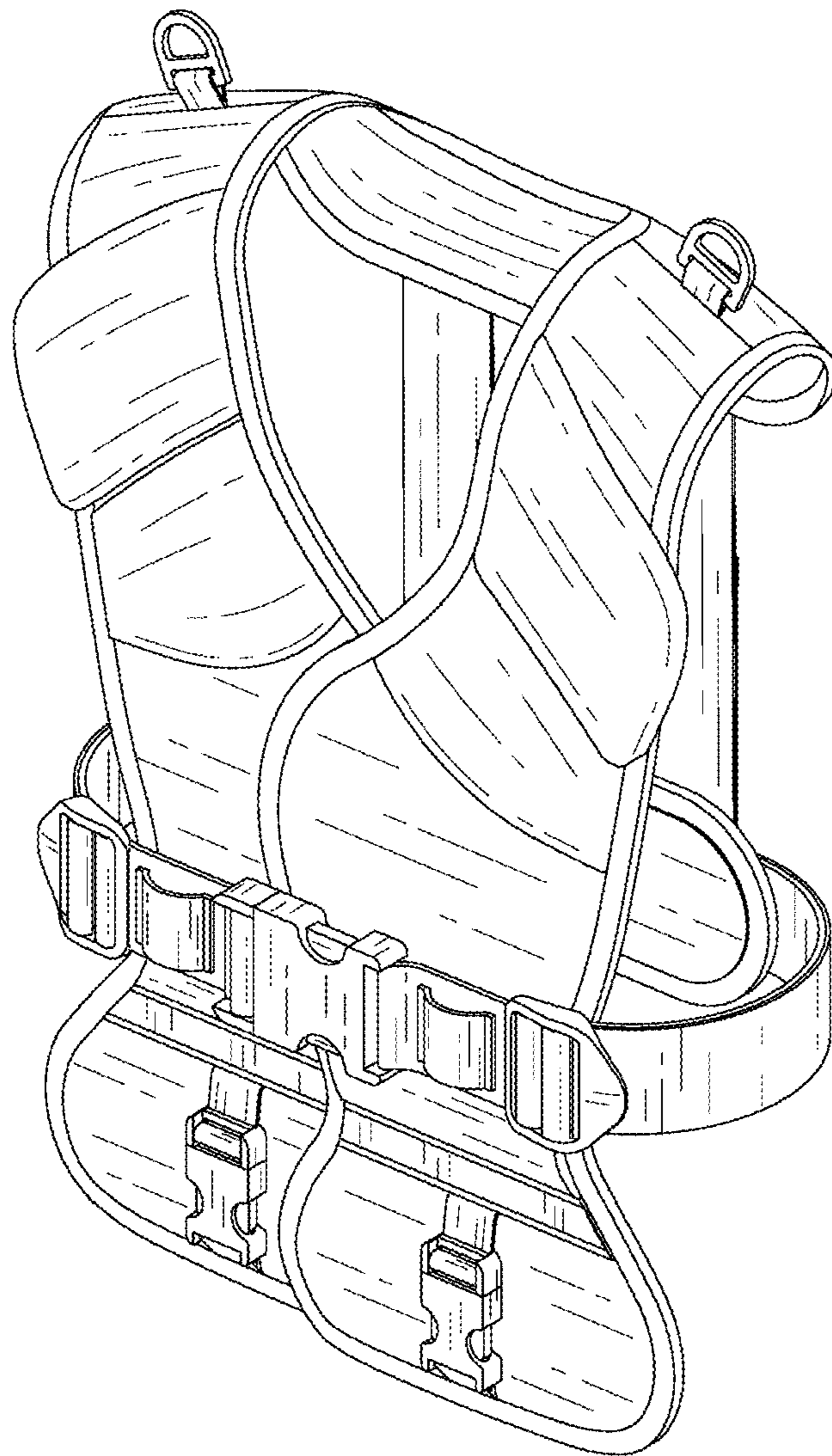


Fig. 2

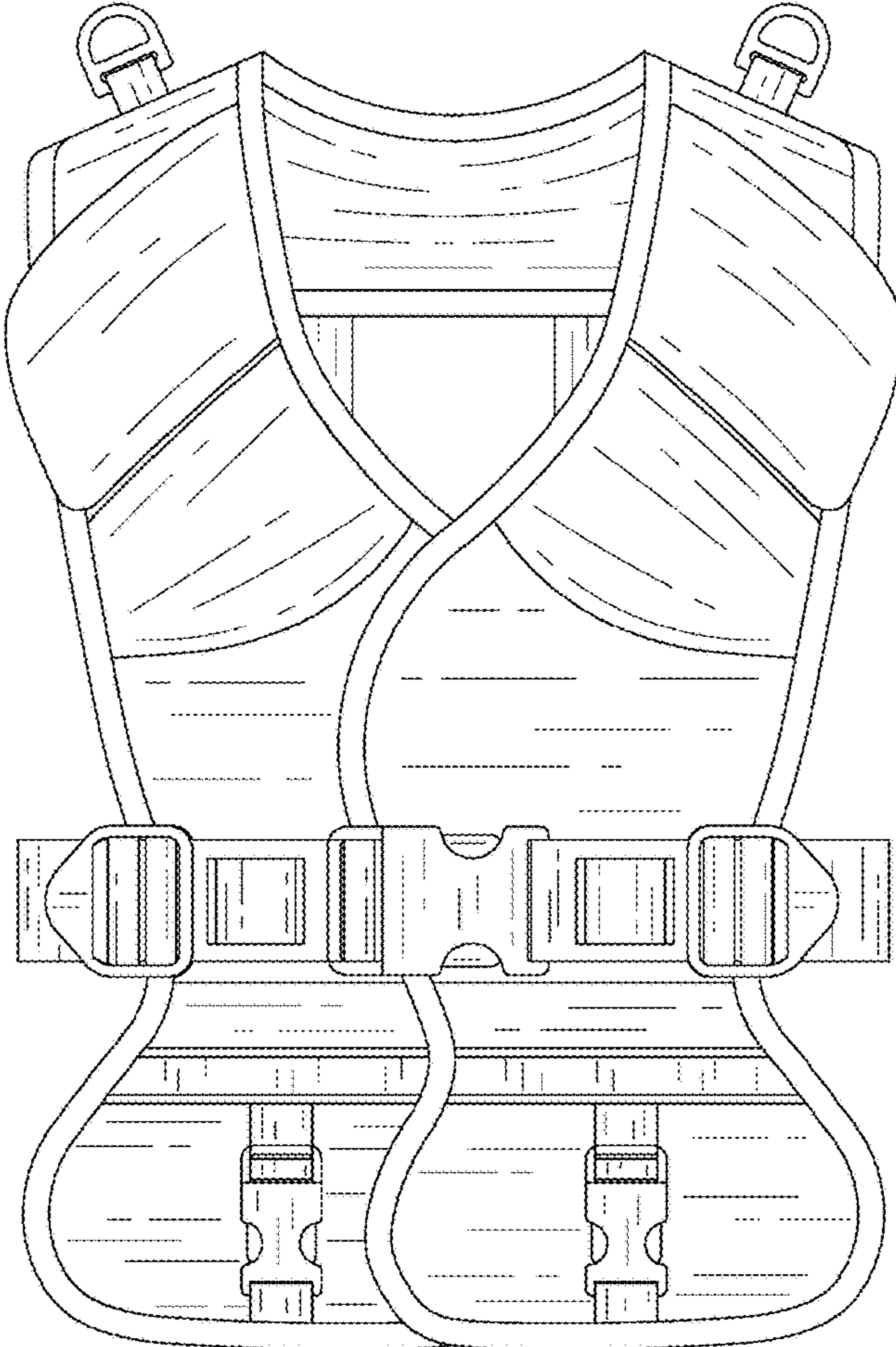


Fig. 3

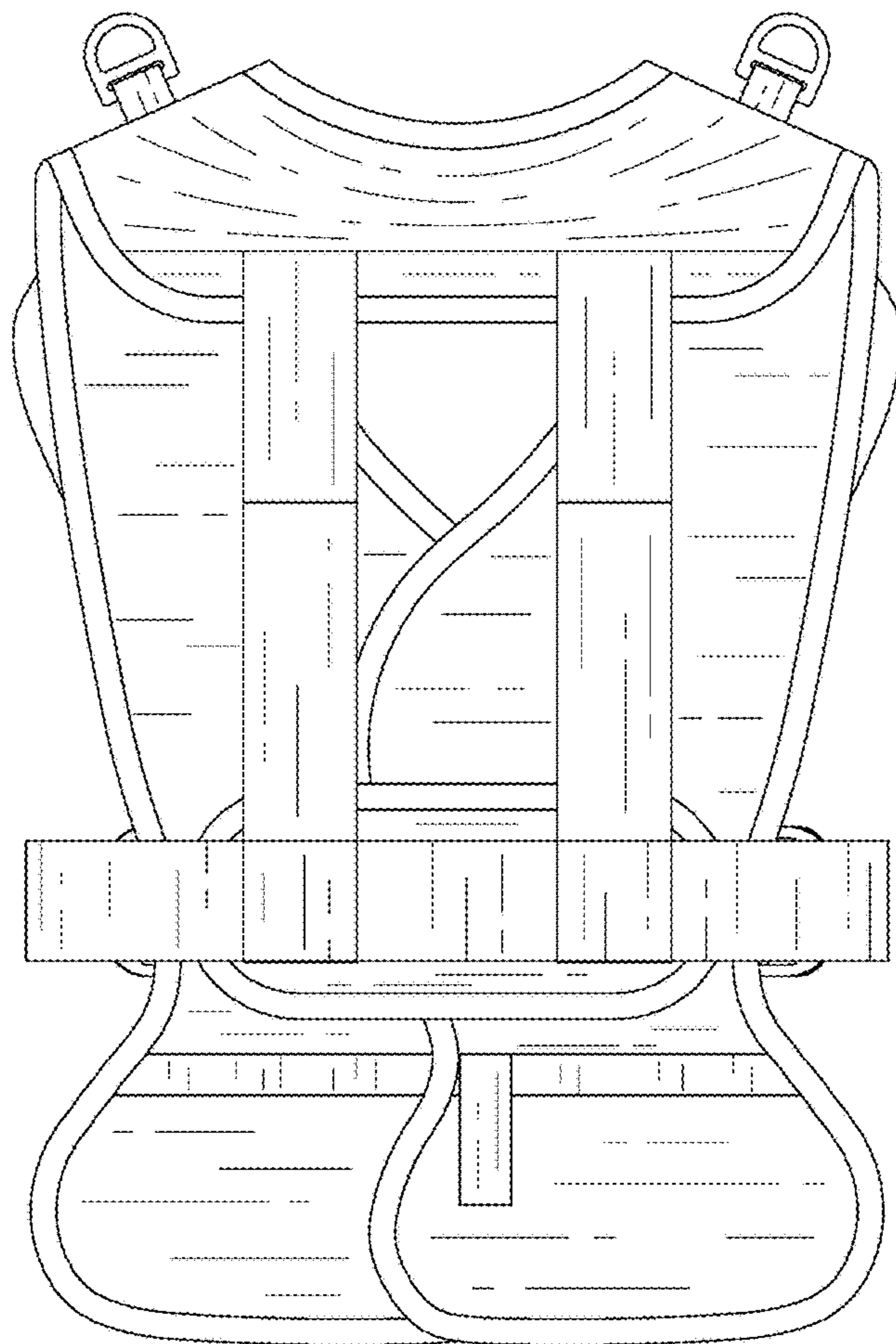


Fig. 4

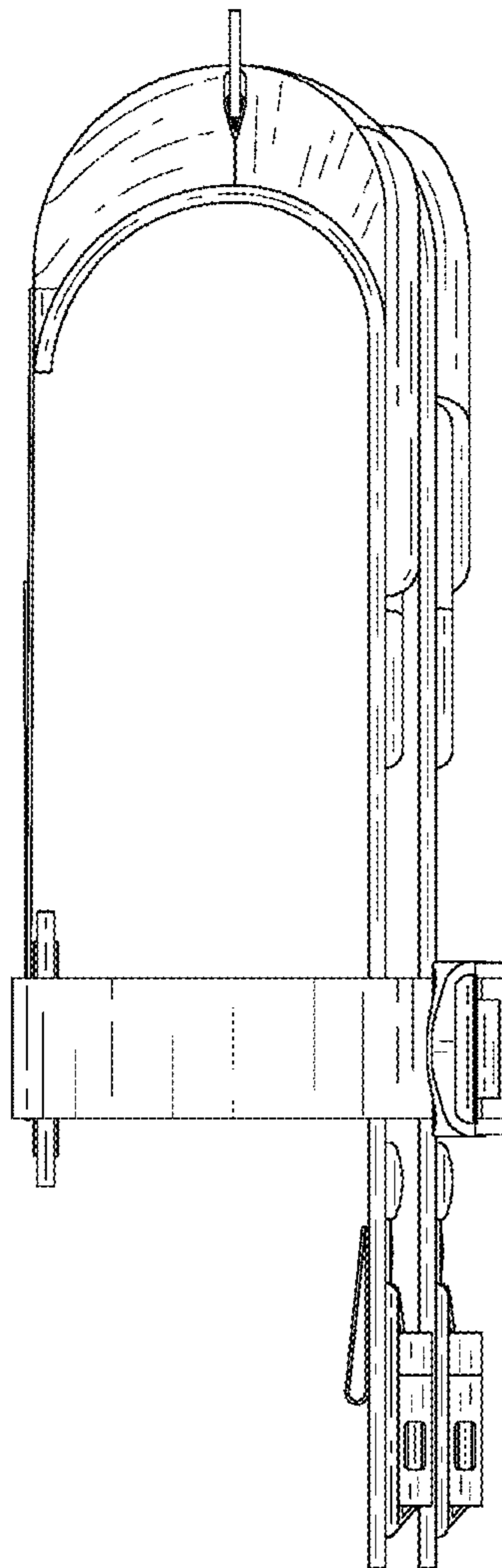


Fig. 5

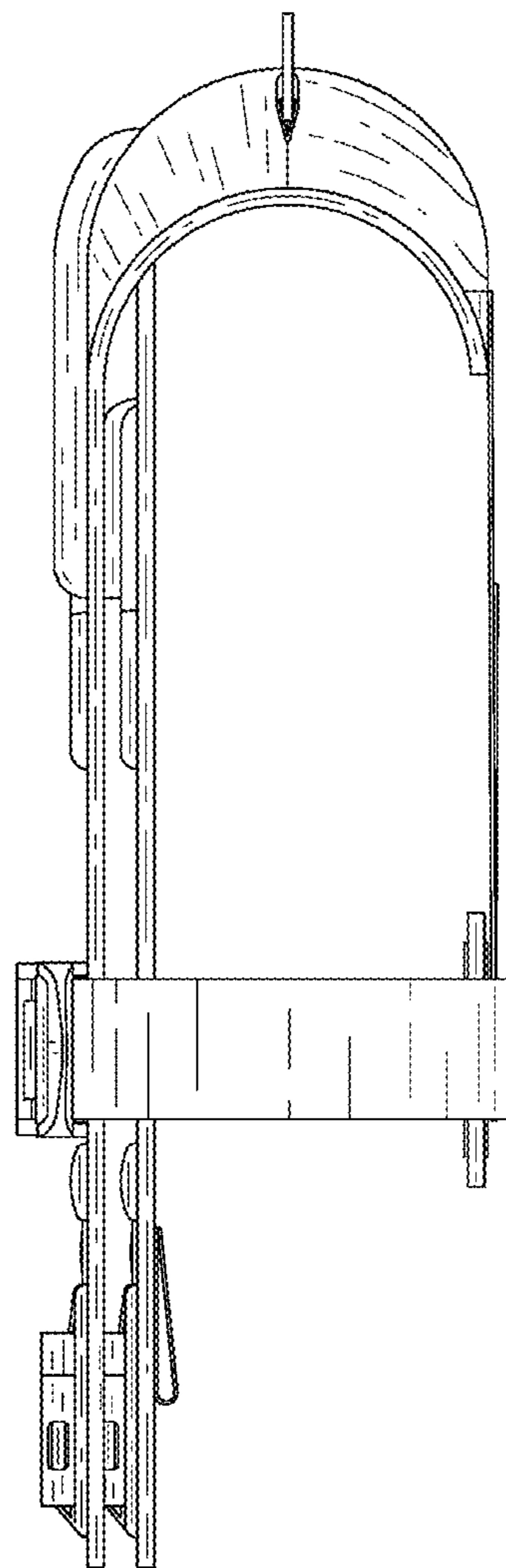


Fig. 6

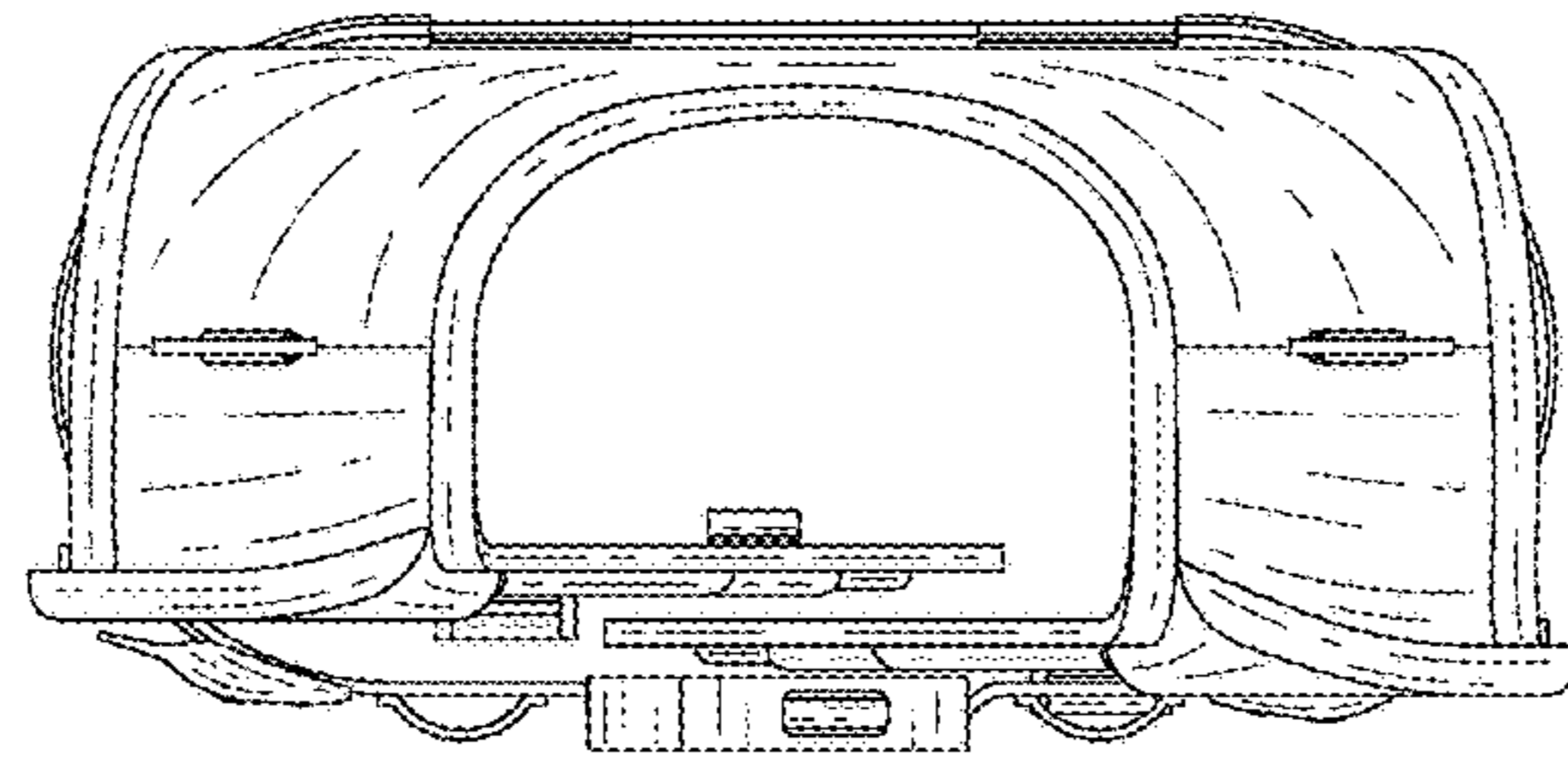


Fig. 7

