



US00D799116S

(12) **United States Design Patent** (10) **Patent No.:** **US D799,116 S**
Granito (45) **Date of Patent:** **** *Oct. 3, 2017**

(54) **COMB CUTTER**

(71) Applicant: **Mario Granito**, Oxford (GB)

(72) Inventor: **Mario Granito**, Oxford (GB)

(*) Notice: This patent is subject to a terminal disclaimer.

(**) Term: **14 Years**

(21) Appl. No.: **29/480,069**

(22) Filed: **Jan. 23, 2014**

(30) **Foreign Application Priority Data**

Aug. 29, 2013 (EM) 002299511-0001

(51) **LOC (10) Cl.** **28-03**

(52) **U.S. Cl.**
USPC **D28/25; D28/44**

(58) **Field of Classification Search**
USPC D28/25, 44-45
CPC A45D 24/36; B26B 21/00; B26B 21/12;
B26B 21/125
See application file for complete search history.

(56) **References Cited**

U.S. PATENT DOCUMENTS

1,361,612 A * 12/1920 Peterson A45D 20/525
132/136
3,794,050 A * 2/1974 Gallanis A45D 24/007
132/119.1

D232,874 S * 9/1974 Koblick D28/44
4,009,517 A * 3/1977 Horn 30/30
D252,826 S * 9/1979 Bakewell D28/22
D403,108 S * 12/1998 Granito D28/25
D429,378 S * 8/2000 Wu D28/53
D448,116 S * 9/2001 Granito D28/25
D547,005 S * 7/2007 Granito D28/25

* cited by examiner

Primary Examiner — Jennifer Rivard

(57) **CLAIM**

The ornamental design for a comb cutter, as shown.

DESCRIPTION

FIG. 1 is a perspective view of a comb cutter for hair embodying my new design showing left side front and top view thereof;

FIG. 2 is a left side elevational view thereof;

FIG. 3 is a right side elevational view, thereof;

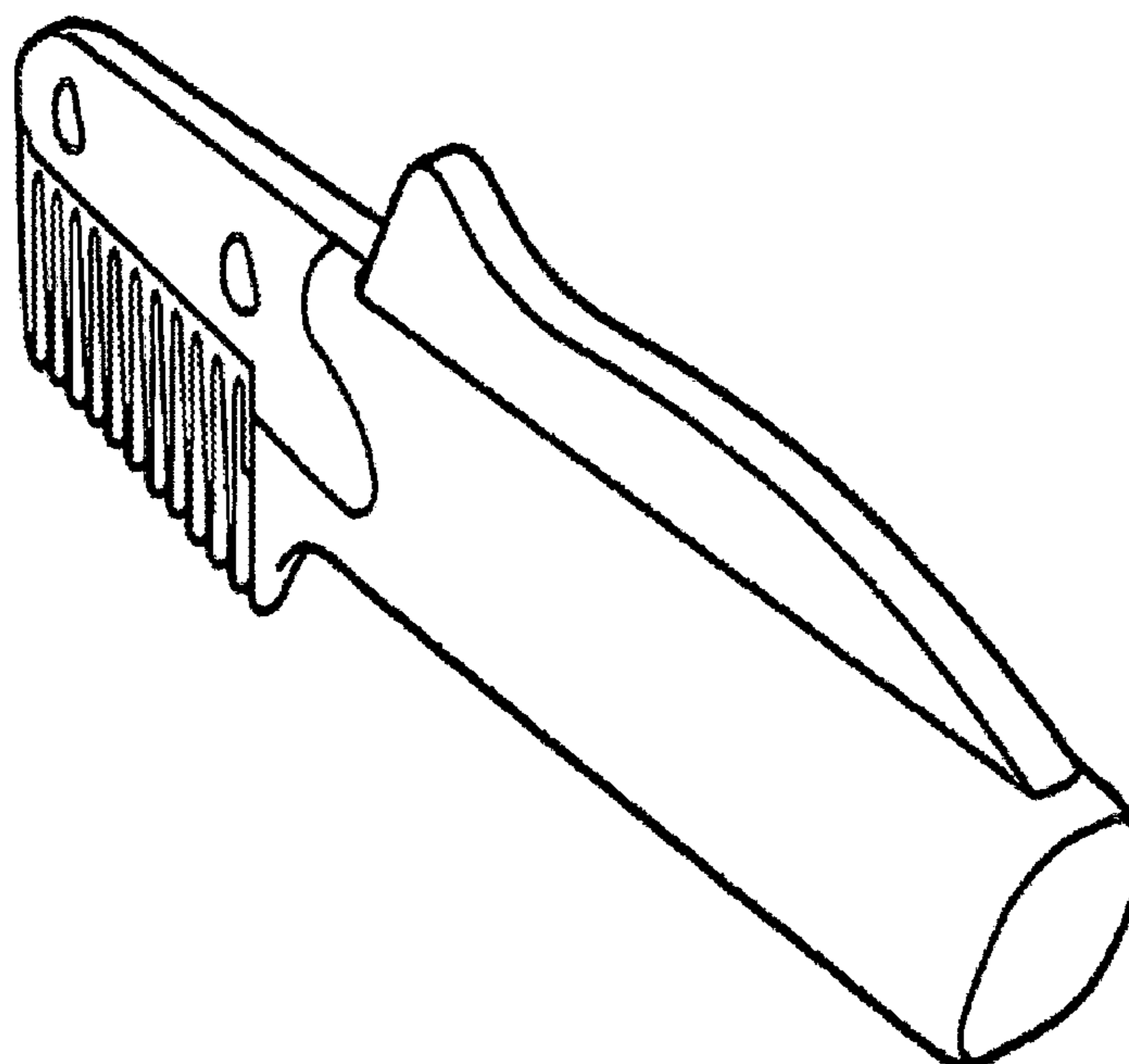
FIG. 4 is a bottom view thereof;

FIG. 5 is a top view thereof;

FIG. 6 is a front view thereof; and,

FIG. 7 is a rear view thereof.

1 Claim, 2 Drawing Sheets



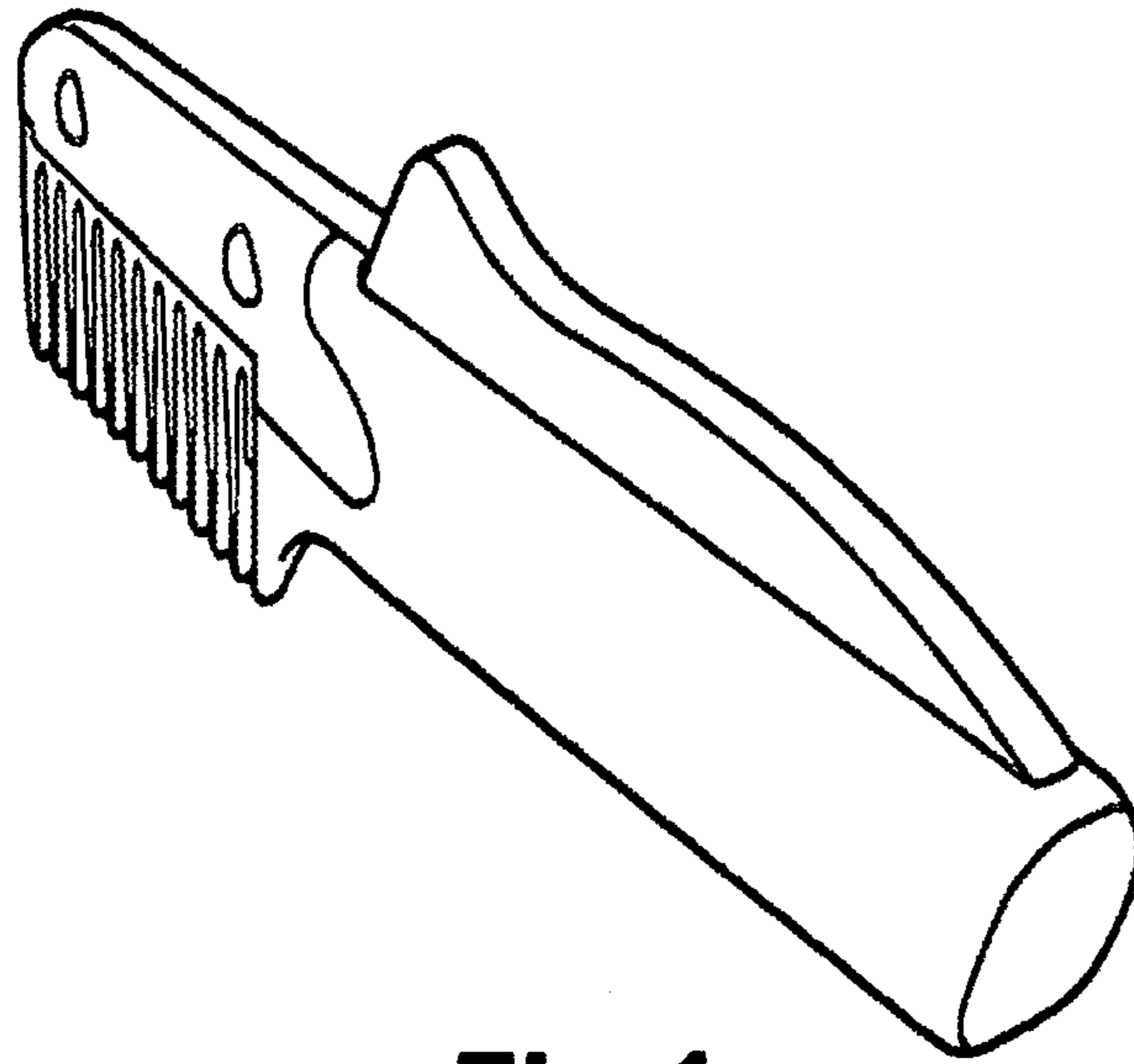


Fig.1

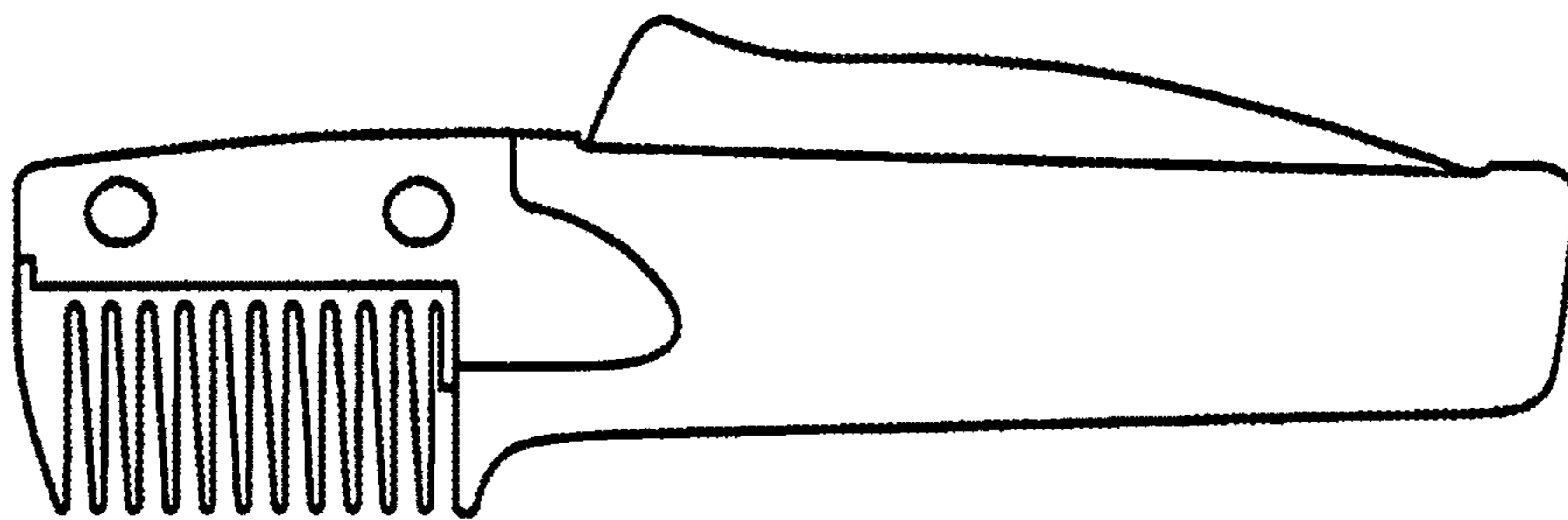


Fig.2

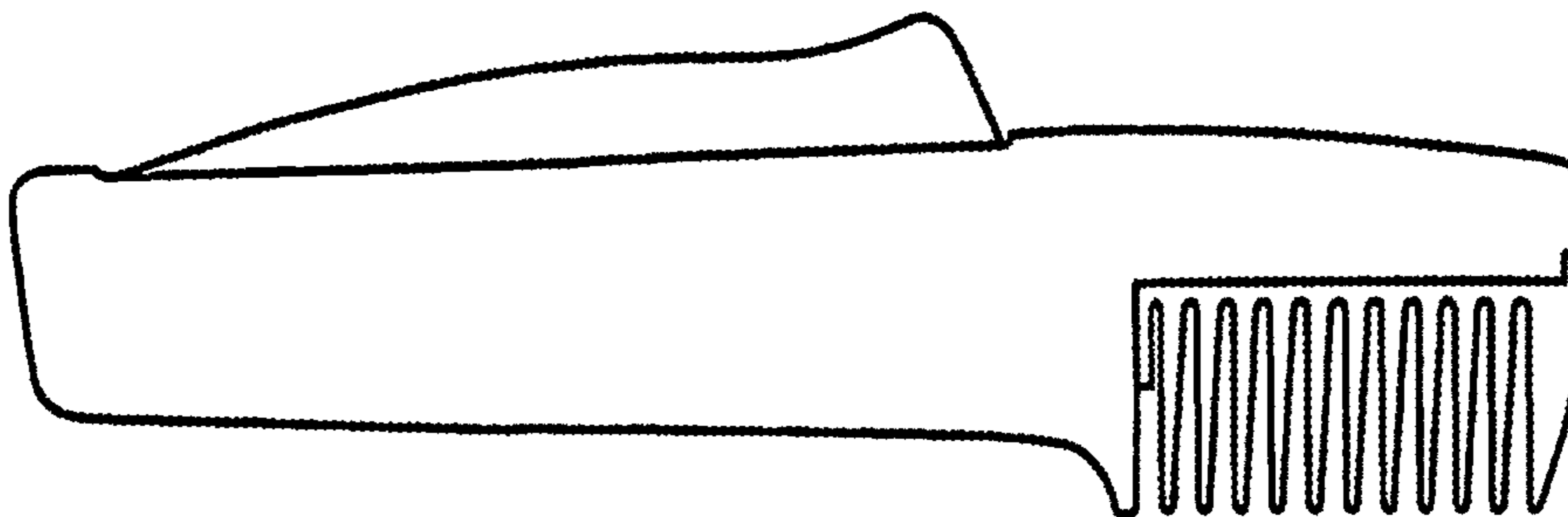


Fig.3




Fig. 4



Fig. 5

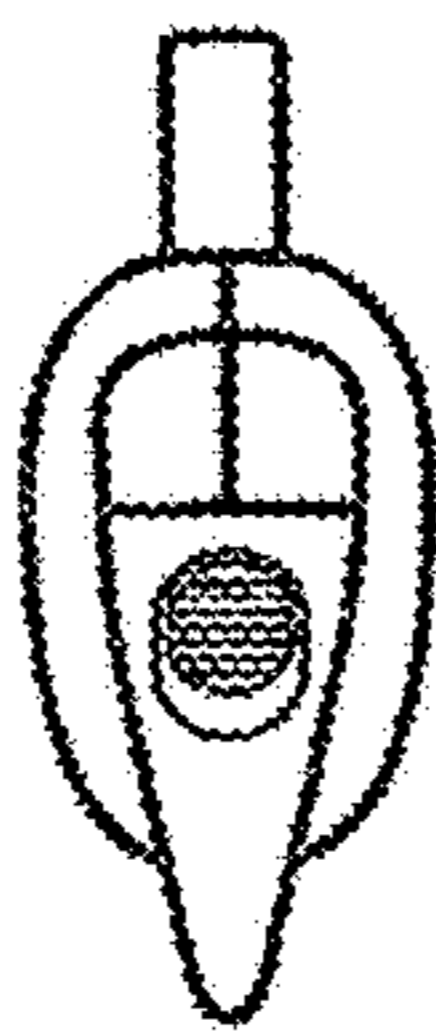


Fig. 6



Fig. 7