



US00D799114S

(12) **United States Design Patent** (10) **Patent No.:** **US D799,114 S**
Li (45) **Date of Patent:** **** Oct. 3, 2017**

- (54) **ATOMIZER FOR ELECTRONIC CIGARETTES**
- (71) Applicant: **SHENZHEN INNOKIN TECHNOLOGY CO., LIMITED**, Shenzhen (CN)
- (72) Inventor: **Jianwei Li**, Shenzhen (CN)
- (**) Term: **15 Years**
- (21) Appl. No.: **29/559,025**
- (22) Filed: **Mar. 24, 2016**
- (51) **LOC (10) Cl.** **27-02**
- (52) **U.S. Cl.**
USPC **D27/167**
- (58) **Field of Classification Search**
USPC D27/100, 101, 162, 163–194
CPC A24F 47/00; A24F 47/002; A24B 15/243; A24B 15/16; A24B 15/167; A61M 11/042; A61M 15/06
See application file for complete search history.

- (56) **References Cited**
U.S. PATENT DOCUMENTS
- D720,499 S * 12/2014 Alima D27/167
- D724,264 S * 3/2015 Chambers D27/101
- D729,440 S * 5/2015 Liu D27/101
- D771,307 S * 11/2016 Wu D27/101
- D776,867 S * 1/2017 Rado D27/162
- D776,868 S * 1/2017 Rado D27/162
- 2013/0180533 A1* 7/2013 Kim A24F 47/008
131/273
- 2014/0360514 A1* 12/2014 Zhu A24F 47/008
131/329
- 2015/0257444 A1* 9/2015 Chung A24F 1/30
131/329

- 2015/0257446 A1* 9/2015 Chung A24F 47/008
131/329
- 2015/0335073 A1* 11/2015 Li A24F 47/008
131/329
- 2016/0000145 A1* 1/2016 Liu A24F 47/008
131/329
- 2016/0113327 A1* 4/2016 Wu H05B 3/06
131/329
- 2016/0121058 A1* 5/2016 Chen A61M 11/04
128/200.19
- 2016/0144458 A1* 5/2016 Boldrini B23K 31/02
228/176
- 2016/0219935 A1* 8/2016 Qiu A24F 47/008
- 2016/0227837 A1* 8/2016 Hammel A24F 47/008
- 2016/0295920 A1* 10/2016 Liu A24F 47/008
- 2016/0338413 A1* 11/2016 Li A24F 47/008
- 2017/0013881 A1* 1/2017 Liu A24F 47/008

* cited by examiner

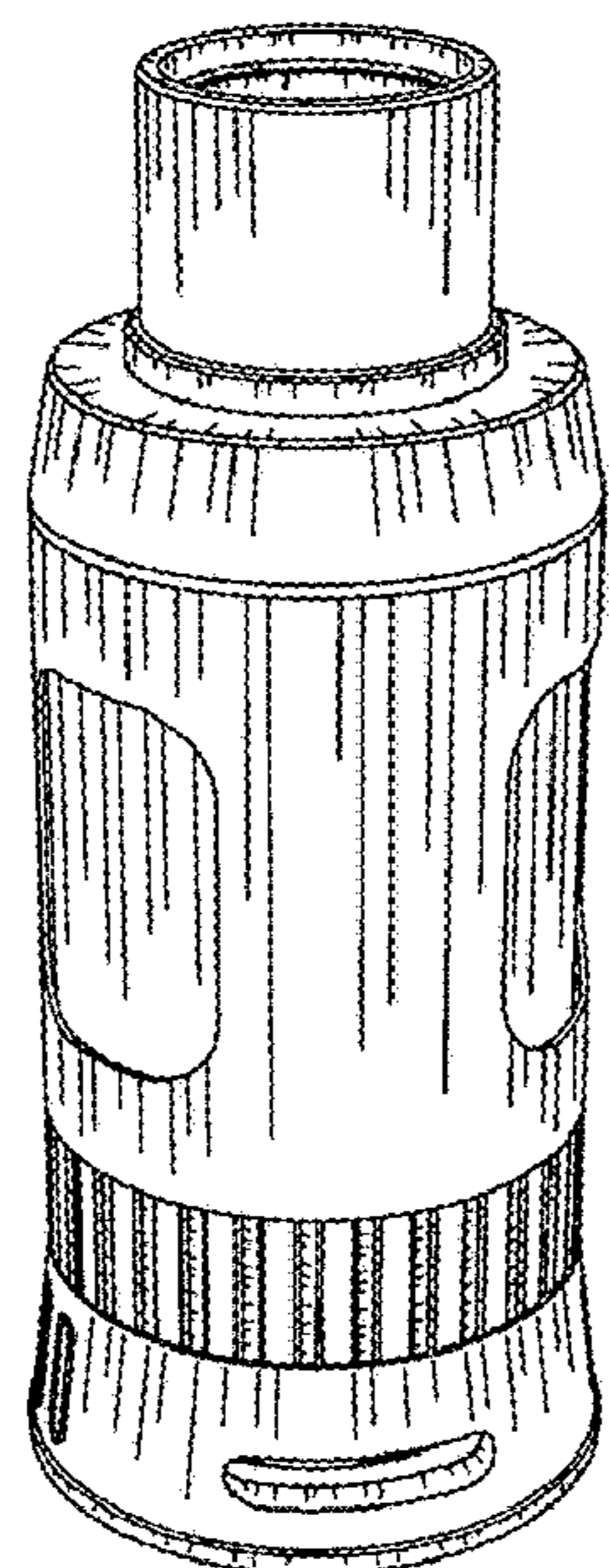
Primary Examiner — Robert M Spear
Assistant Examiner — Marissa J Cash
(74) *Attorney, Agent, or Firm* — Prakash Nama; Global IP Services, PLLC

(57) **CLAIM**
The ornamental design for an atomizer for electronic cigarettes, as shown and described.

DESCRIPTION

FIG. 1 is a front elevational view of an atomizer for electronic cigarettes showing my new design; FIG. 2 is a rear elevational view thereof; FIG. 3 is a left side view thereof; FIG. 4 is a right side view thereof; FIG. 5 is a top plan view thereof; FIG. 6 is a bottom plan view thereof; and, FIG. 7 is a perspective view thereof. The broken lines shown form no part of the claimed design.

1 Claim, 3 Drawing Sheets



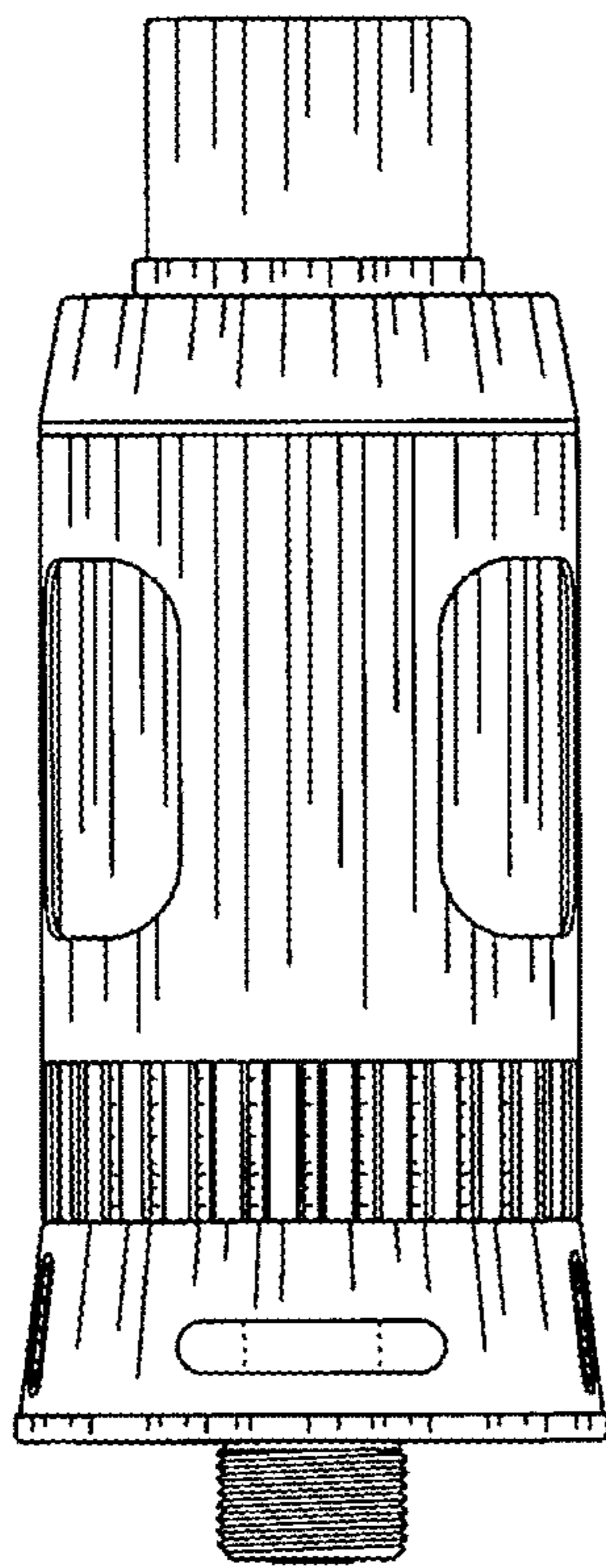


FIG. 1

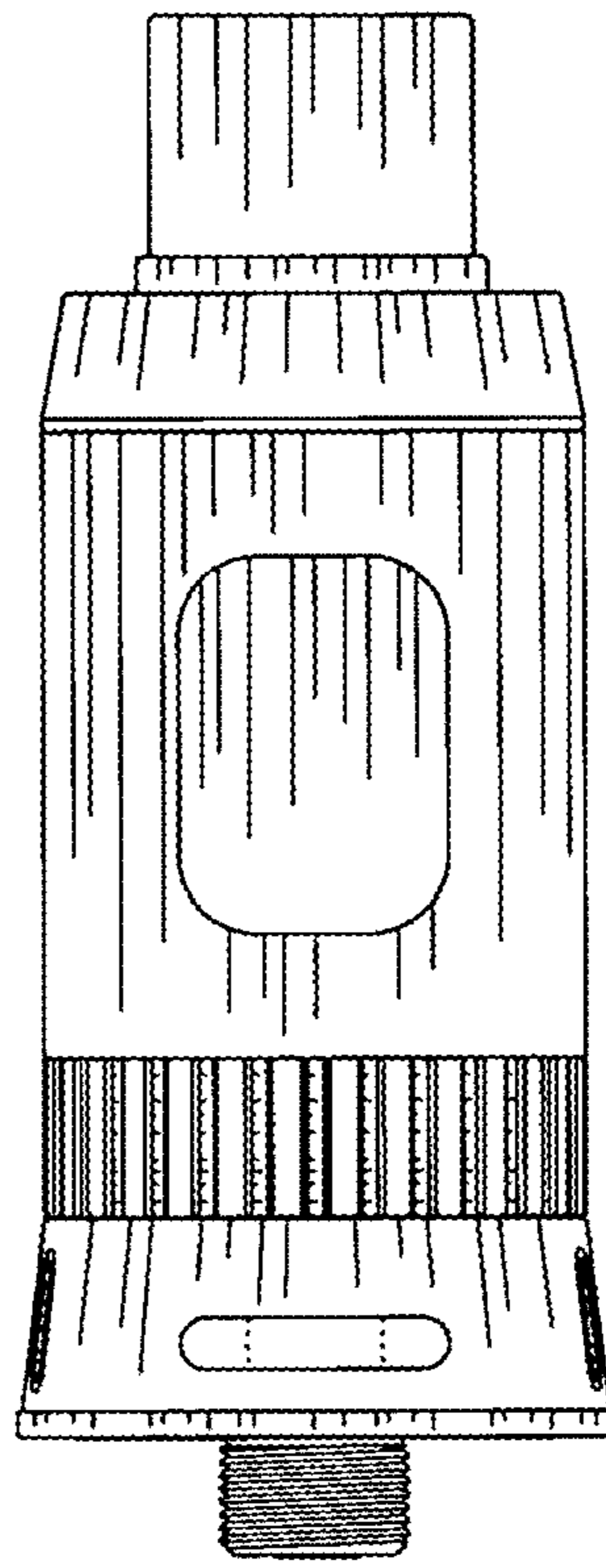


FIG. 2

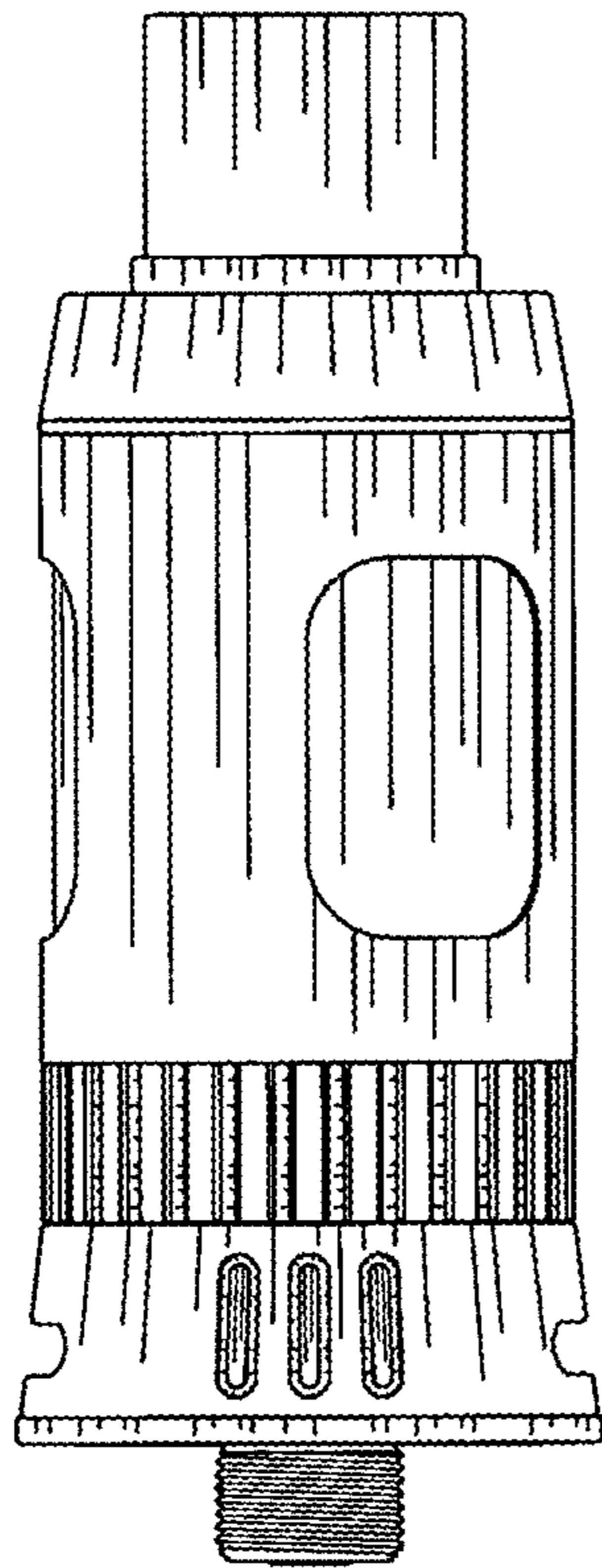


FIG. 3

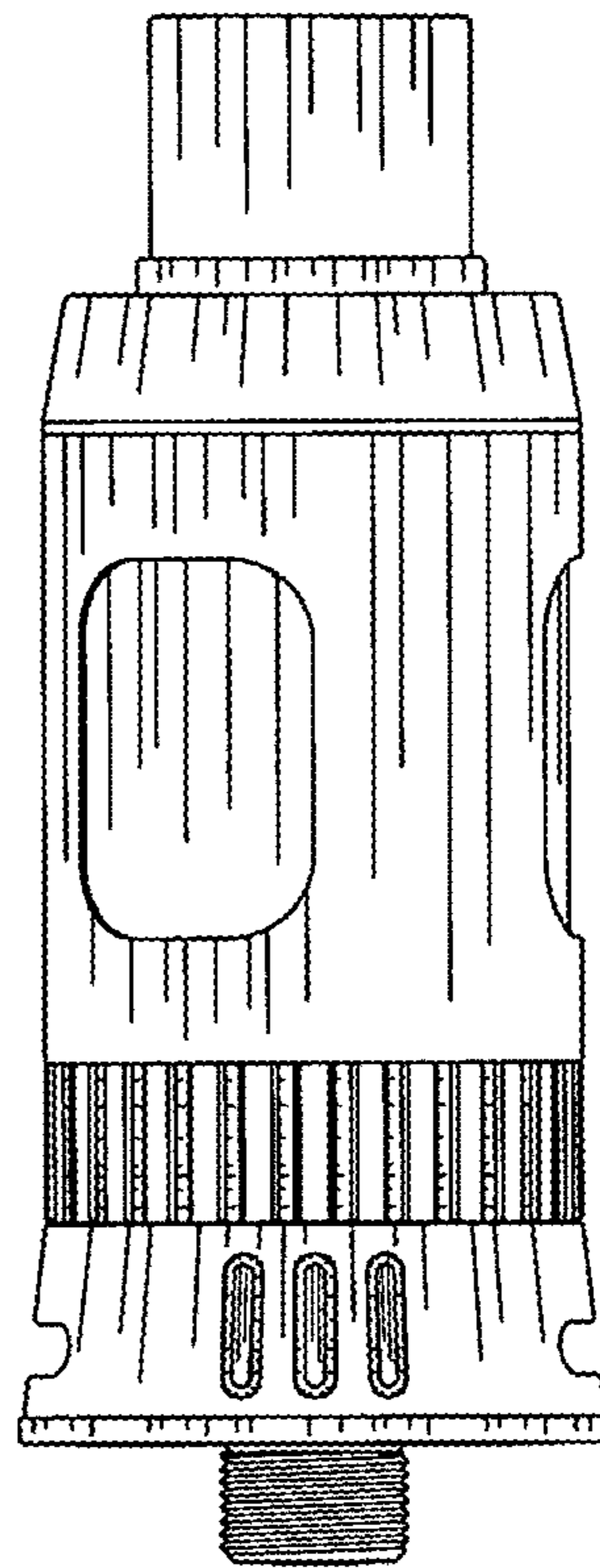


FIG. 4

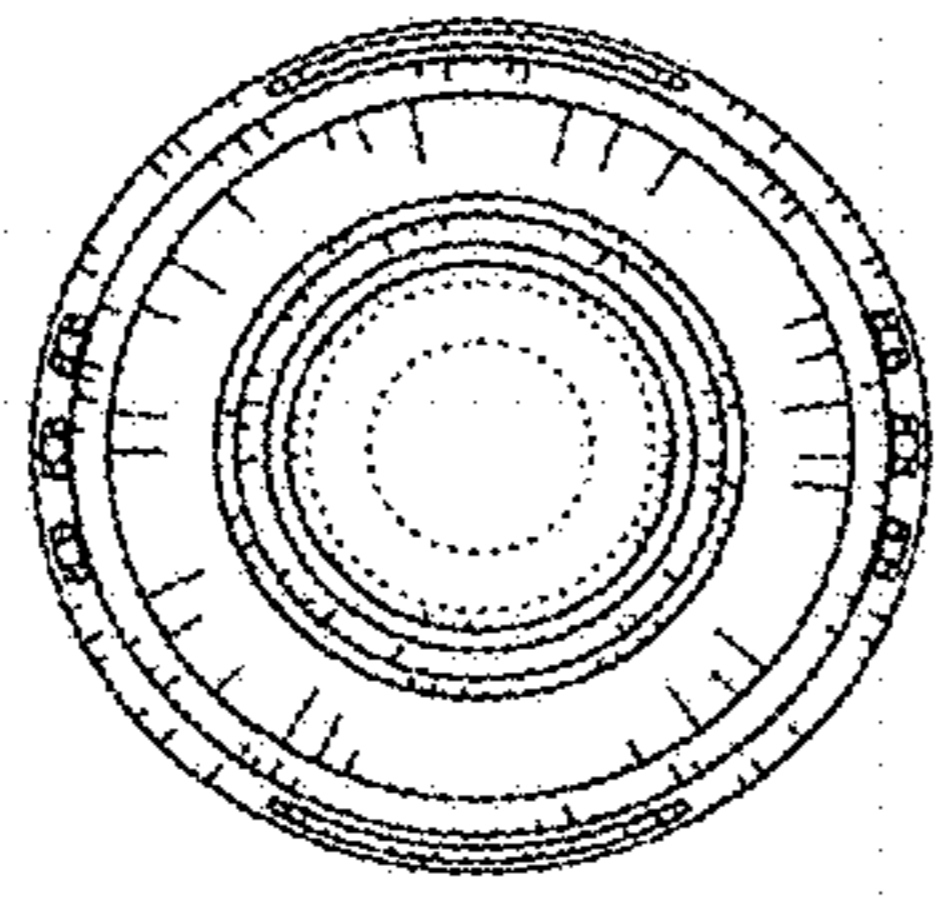


FIG. 5

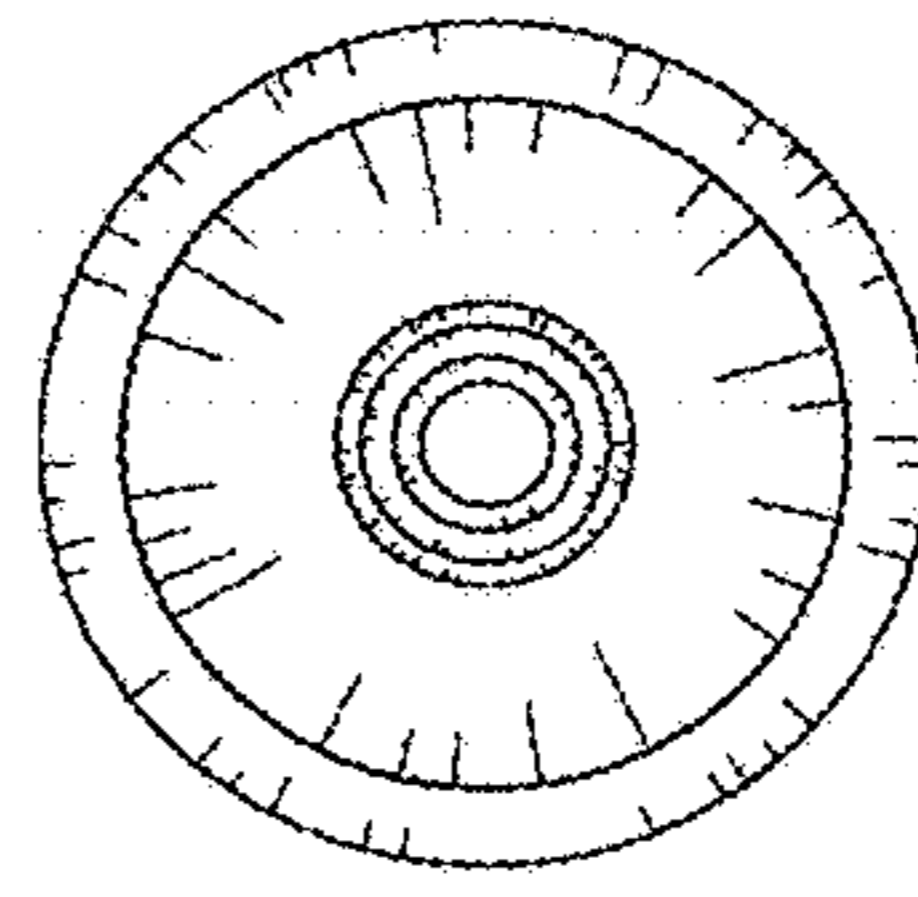


FIG. 6

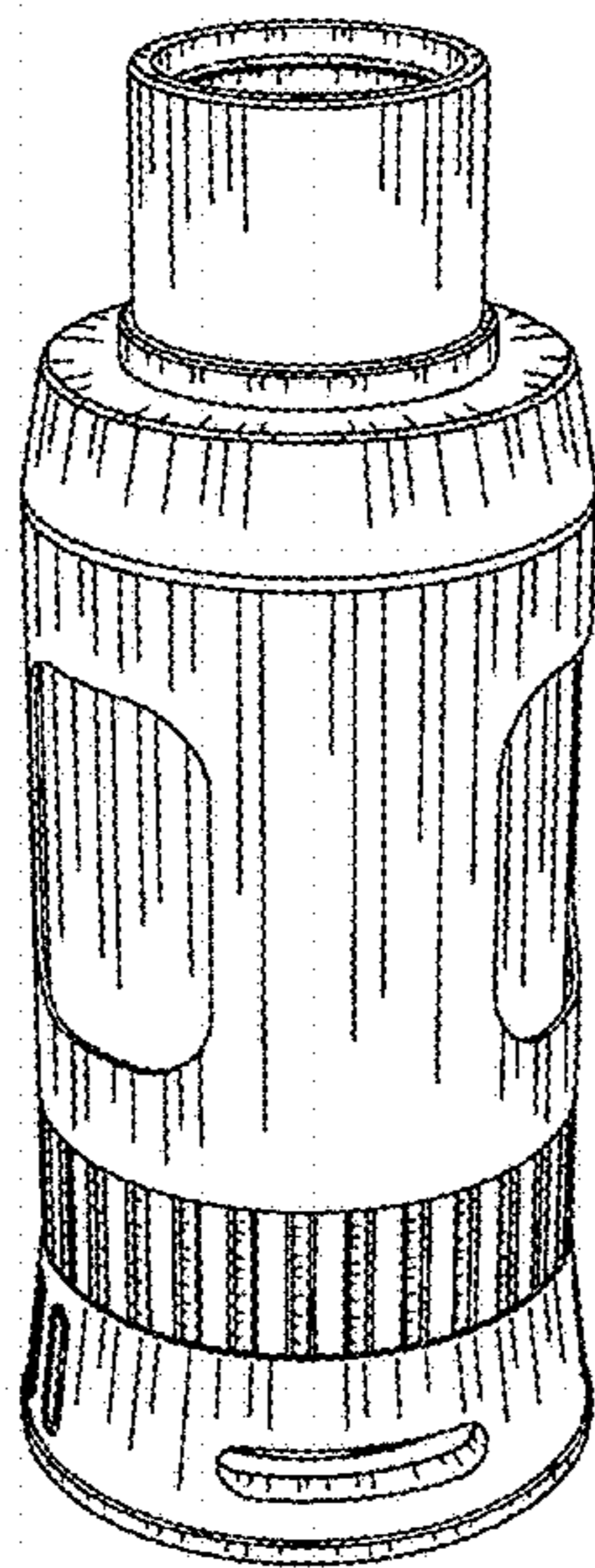


FIG. 7