US00D799113S

(12) United States Design Patent

Qiu

(10) Patent No.: US D799,113 S
(45) Date of Patent: ** Oct. 3, 2017

(54) **ELECTRONIC CIGARETTE**

(71) Applicant: **Joyetech Europe Holding GmbH**, Zug (CH)

(72) Inventor: **Weihua Qiu**, Jiangsu (CN)

(73) Assignee: **JOYETECH EUROPE HOLDING GMBH**, Zug (CH)

(**) Term: **15 Years**

(21) Appl. No.: **29/581,675**

(22) Filed: **Oct. 20, 2016**

(30) **Foreign Application Priority Data**

Jul. 11, 2016 (CN) 2016 3 0314478

(51) **LOC (10) Cl.** **27-01**

(52) **U.S. Cl.**
USPC **D27/101**

(58) **Field of Classification Search**
USPC D24/108, 110, 110.5; D27/100, 101, D27/162–171, 194
CPC A24F 1/00; A24F 1/02; A24F 1/04; A24F 1/06; A24F 1/08; A24F 1/10; A24F 1/12; A24F 1/14; A24F 1/26; A24F 1/28; A24F 7/00; A24F 7/02; A24F 7/04
See application file for complete search history.

(56) **References Cited**

U.S. PATENT DOCUMENTS

D214,972 S * 8/1969 Dean D24/110
D615,699 S * 5/2010 Vordenberg D27/102
D720,095 S * 12/2014 Alima D27/101
D720,496 S * 12/2014 Alima D27/101
D720,497 S * 12/2014 Alima D27/101
D725,822 S * 3/2015 Liu D27/101
D759,303 S * 6/2016 Afridi D27/101
D760,948 S * 7/2016 Eksouzian D27/101
D776,337 S * 1/2017 Levin D27/101
D776,869 S * 1/2017 Heidl D27/163
D778,492 S * 2/2017 Liu D27/101
D779,719 S * 2/2017 Qiu D27/101
D784,610 S * 4/2017 Bosch D27/101
D792,643 S * 7/2017 Wong D27/101
2015/0034104 A1* 2/2015 Zhou A24F 47/008 131/329

* cited by examiner

Primary Examiner — Eric Goodman
Assistant Examiner — Jennifer Campbell
(74) *Attorney, Agent, or Firm* — Novick, Kim & Lee, PLLC; Allen Xue; Hyun Woo Shin

(57) **CLAIM**

I claim the ornamental design for an electronic cigarette, substantially as shown and described.

DESCRIPTION

FIG. **1** is a top, front and right side perspective view of an electronic cigarette showing my new design;
FIG. **2** is a front elevational view thereof;
FIG. **3** is a rear elevational view thereof;
FIG. **4** is a left elevational view thereof;
FIG. **5** is a right elevational view thereof;
FIG. **6** is a top plan view thereof; and,
FIG. **7** is a bottom plan view thereof.
The broken line is included for the purpose of showing environmental structure and forms no part of the claimed design.

1 Claim, 7 Drawing Sheets

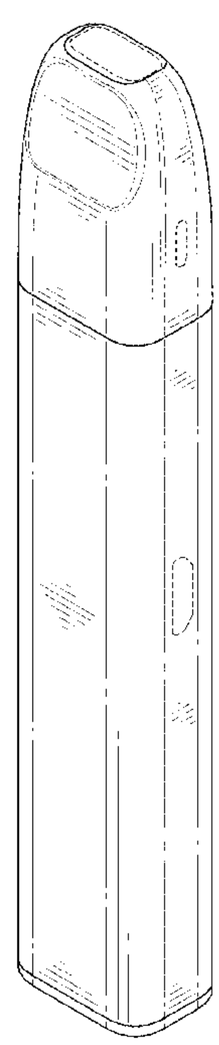

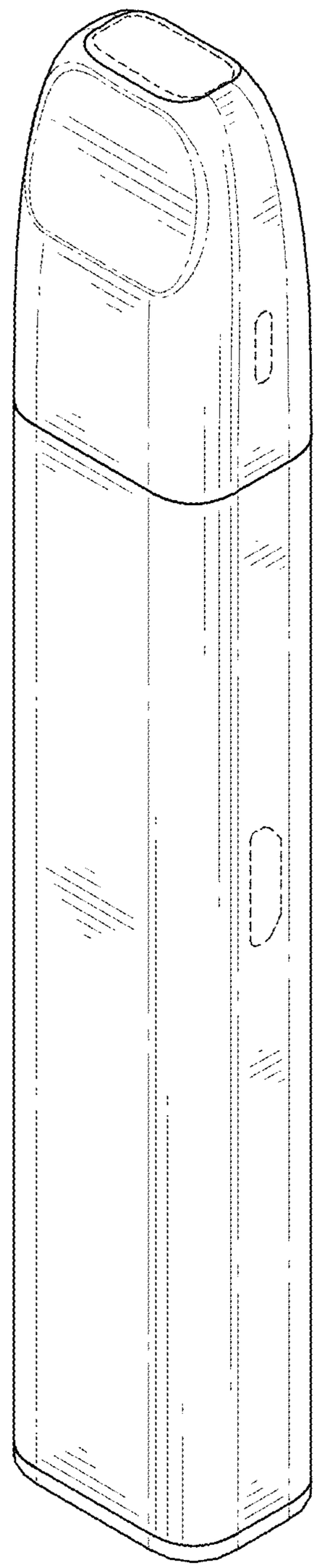

FIG. 1

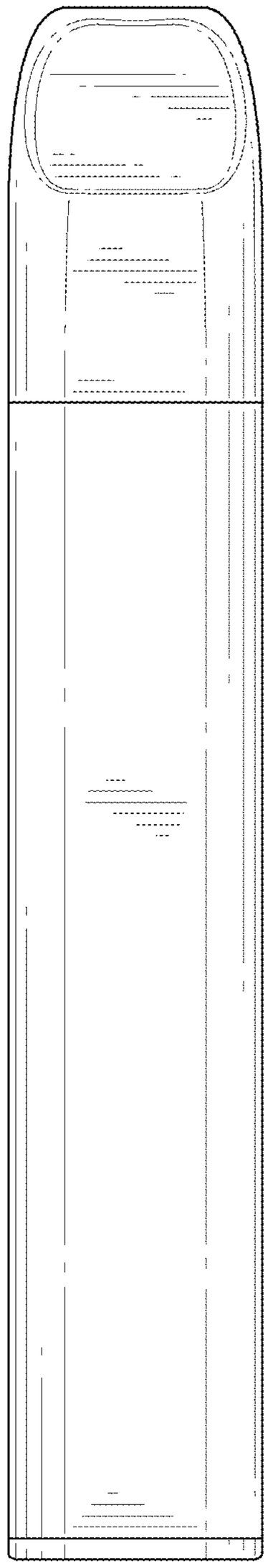

FIG. 2

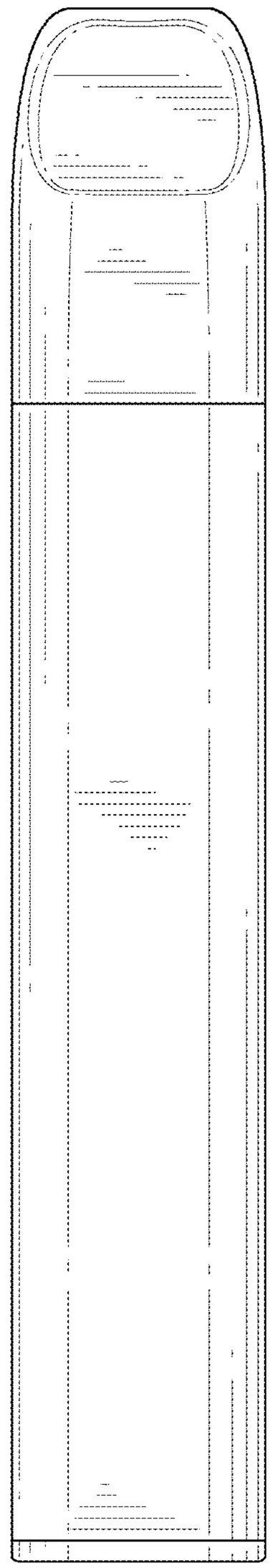

FIG. 3

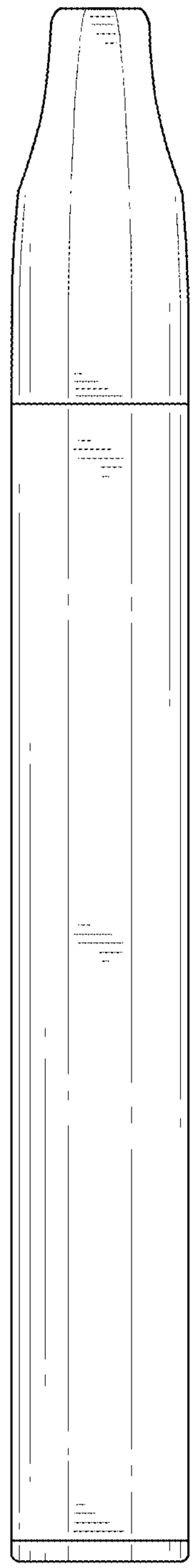

FIG. 4

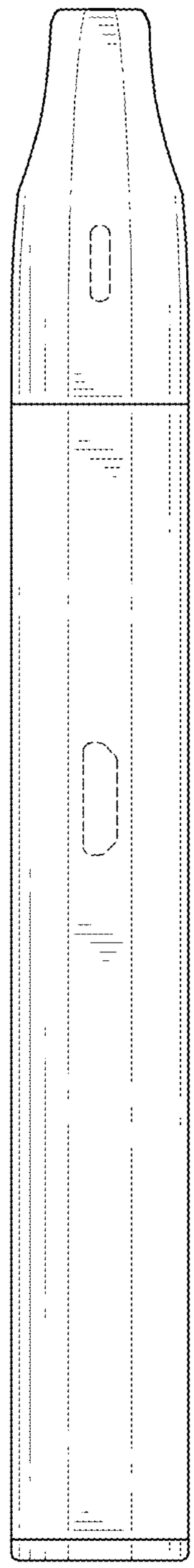

FIG. 5

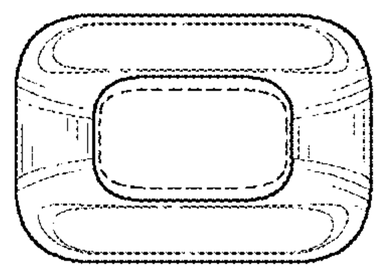

FIG. 6

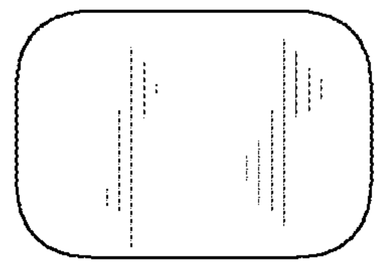

FIG. 7