



US00D799111S

(12) **United States Design Patent** (10) **Patent No.:** **US D799,111 S**
Qiu (45) **Date of Patent:** **** Oct. 3, 2017**

(54) **ELECTRONIC CIGARETTE**
(71) Applicant: **Joyetech Europe Holding GmbH, Zug**
(CH)
(72) Inventor: **Weihua Qiu, Jiangsu (CN)**
(73) Assignee: **JOYETECH EUROPE HOLDING**
GMBH, Zug (CH)
(**) Term: **15 Years**
(21) Appl. No.: **29/581,656**
(22) Filed: **Oct. 20, 2016**

(30) **Foreign Application Priority Data**
Jul. 11, 2016 (CN) 2016 3 0314496
(51) **LOC (10) Cl.** **27-01**
(52) **U.S. Cl.**
USPC **D27/101**
(58) **Field of Classification Search**
USPC D27/100, 101, 162, 163, 164, 165, 169,
D27/170, 171, 194, 143, 153; D24/108,
D24/110, 110.5, 113
CPC A24F 1/00; A24F 1/02; A24F 1/04; A24F
1/06; A24F 1/08; A24F 1/10; A24F 1/12;
A24F 1/14; A24F 1/26; A24F 1/28; A24F
7/00; A24F 7/02; A24F 7/04
See application file for complete search history.

(56) **References Cited**
U.S. PATENT DOCUMENTS
D368,552 S * 4/1996 Adams D27/194
D547,859 S * 7/2007 Choi D24/113
D649,708 S * 11/2011 Oneil D27/163
D690,002 S * 9/2013 Storey D24/110
D728,855 S * 5/2015 Liu D27/163

D743,099 S * 11/2015 Oglesby D27/101
D745,213 S * 12/2015 Alima D27/143
D753,336 S * 4/2016 Chen D27/101
D761,999 S * 7/2016 Liu D27/101
D771,867 S * 11/2016 Leidel D27/163
D773,114 S * 11/2016 Leidel D27/163
D788,362 S * 5/2017 Qiu D27/101
2008/0121244 A1* 5/2008 Bryman A24F 47/004
131/328
2009/0283103 A1* 11/2009 Nielsen A24F 1/30
131/273
2010/0163063 A1* 7/2010 Fernando A24F 47/008
131/184.1
2011/0162663 A1* 7/2011 Bryman A24F 3/00
131/226

* cited by examiner

Primary Examiner — Eric Goodman
Assistant Examiner — Jennifer Campbell
(74) *Attorney, Agent, or Firm* — Novick, Kim & Lee,
PLLC; Allen Xue; Hyun Woo Shin

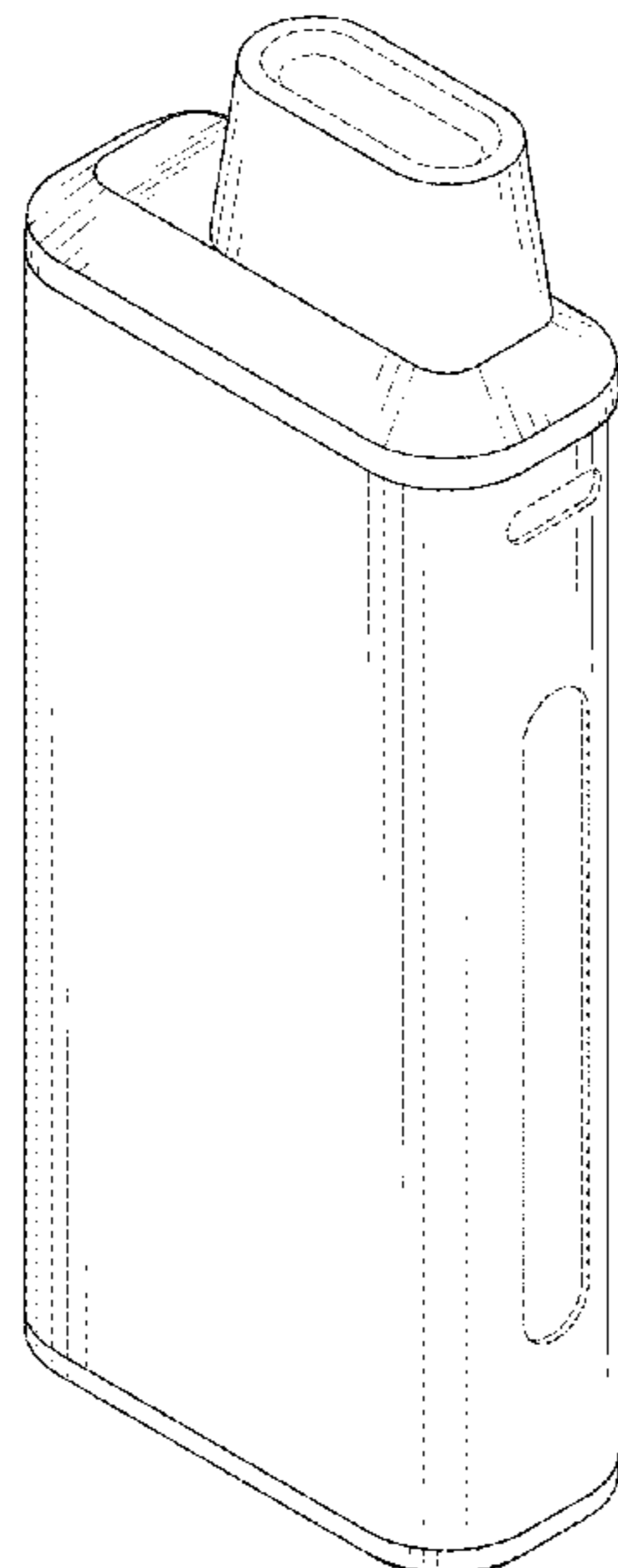
(57) **CLAIM**

I claim the ornamental design for an electronic cigarette,
substantially as shown and described.

DESCRIPTION

FIG. 1 is a top, front and right side perspective view of an
electronic cigarette showing my new design;
FIG. 2 is a front elevational view thereof;
FIG. 3 is a rear elevational view thereof;
FIG. 4 is a left elevational view thereof;
FIG. 5 is a right elevational view thereof;
FIG. 6 is a top plan view thereof; and,
FIG. 7 is a bottom plan view thereof.
The broken line is included for the purpose of showing
environmental structure and forms no part of the claimed
design.

1 Claim, 7 Drawing Sheets



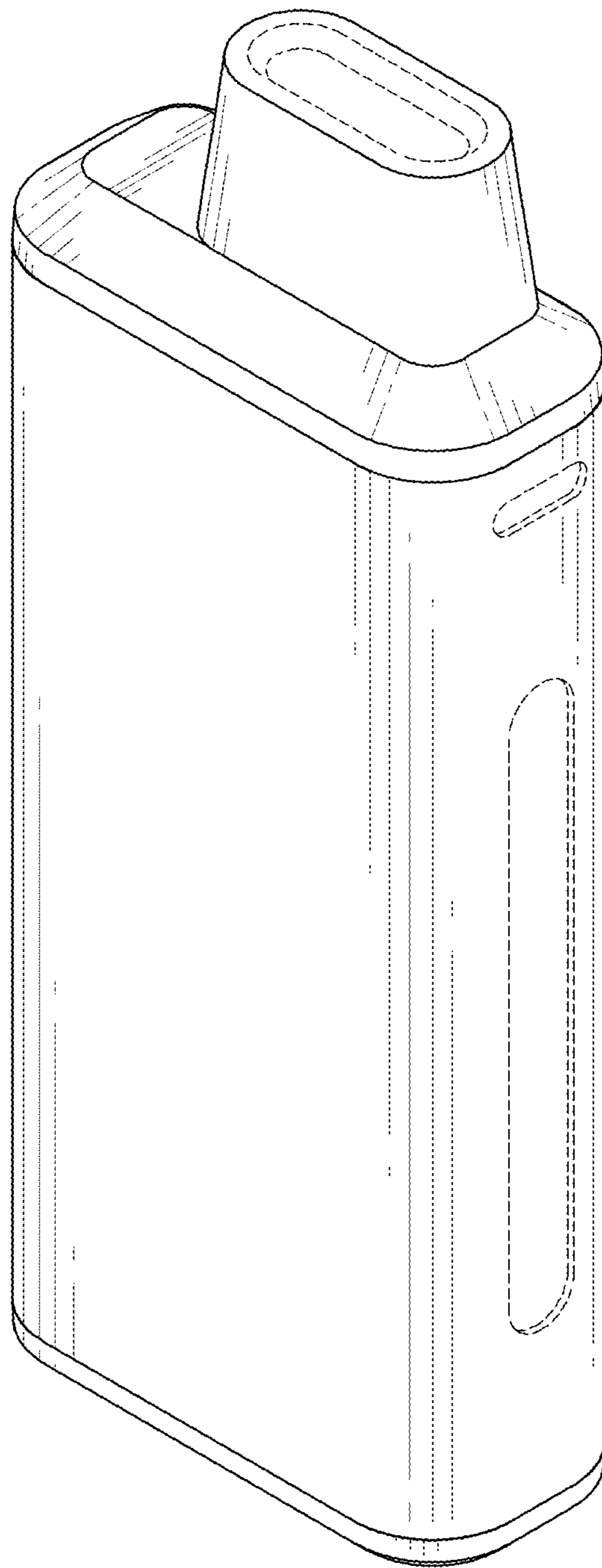


FIG. 1




FIG. 2




FIG. 3




FIG. 4




FIG. 5

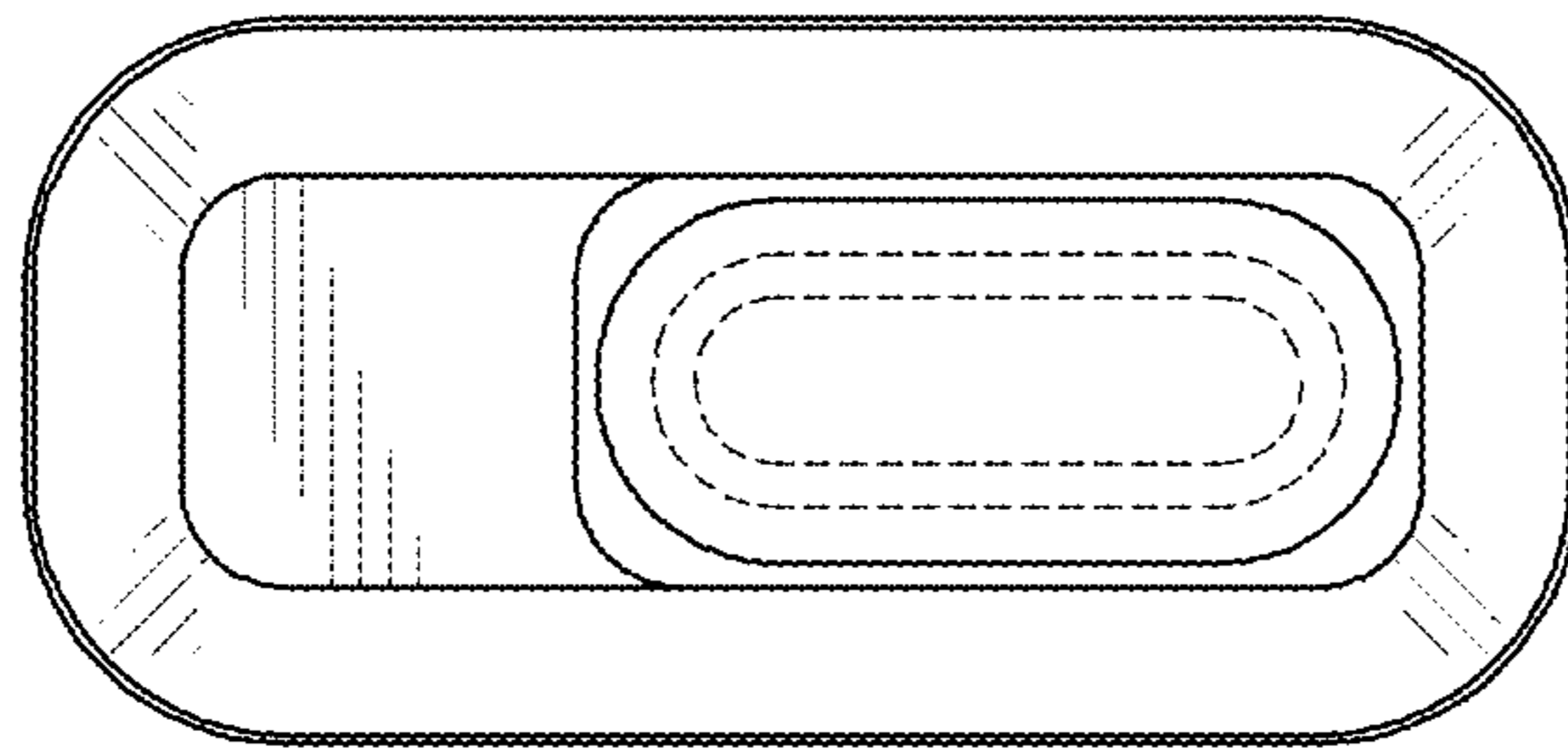


FIG. 6

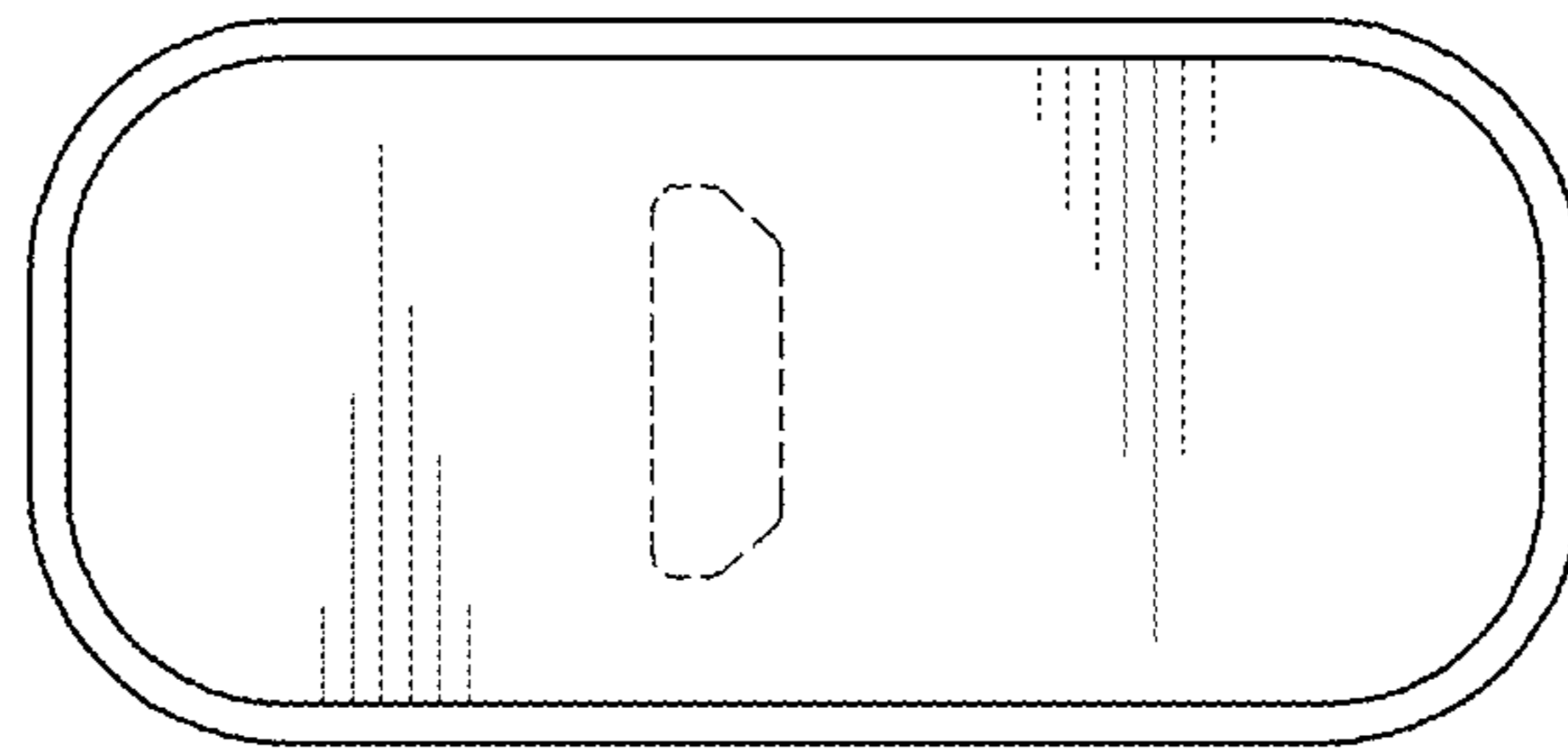


FIG. 7