



US00D799110S

(12) **United States Design Patent**  
**Qiu**

(10) **Patent No.:** **US D799,110 S**

(45) **Date of Patent:** **\*\* Oct. 3, 2017**

- (54) **ELECTRONIC CIGARETTE**
- (71) Applicant: **Joyetech Europe Holding GmbH, Zug (CH)**
- (72) Inventor: **Weihua Qiu, Jiangsu (CN)**
- (73) Assignee: **JOYETECH EUROPE HOLDING GMBH, Zug (CH)**

D725,310 S *	3/2015	Eksouzian	.....	D27/101
D725,821 S *	3/2015	Levin	.....	D27/101
D725,822 S *	3/2015	Liu	.....	D27/101
D757,353 S *	5/2016	Nunnally	.....	D27/101
D758,651 S *	6/2016	Wu	.....	D27/101
D760,948 S *	7/2016	Eksouzian	.....	D27/101
D763,501 S *	8/2016	McGarry	.....	D27/101
D773,727 S *	12/2016	Eksouzian	.....	D27/101
D776,337 S *	1/2017	Levin	.....	D27/101
D779,719 S *	2/2017	Qiu	.....	D27/101
D792,643 S *	7/2017	Wong	.....	D27/101
2016/0345626 A1 *	12/2016	Wong	.....	A24F 47/008

(\*\*) Term: **15 Years**

(21) Appl. No.: **29/581,644**

(22) Filed: **Oct. 20, 2016**

(30) **Foreign Application Priority Data**

Jul. 5, 2016 (CN) ..... 2016 3 0303571

(51) **LOC (10) Cl.** ..... **27-01**

(52) **U.S. Cl.**  
USPC ..... **D27/101**

(58) **Field of Classification Search**  
USPC ..... D27/100, 101, 162-171, 194; D24/108, D24/110, 110.5  
CPC ..... A24F 1/00; A24F 1/02; A24F 1/04; A24F 1/06; A24F 1/08; A24F 1/10; A24F 1/12; A24F 1/14; A24F 1/26; A24F 1/28; A24F 7/00; A24F 7/02; A24F 7/04  
See application file for complete search history.

(56) **References Cited**

**U.S. PATENT DOCUMENTS**

D615,699 S *	5/2010	Vordenberg	.....	D27/102
D720,882 S *	1/2015	Albanese	.....	D27/101

\* cited by examiner

*Primary Examiner* — Eric Goodman

*Assistant Examiner* — Jennifer Campbell

(74) *Attorney, Agent, or Firm* — Novick, Kim & Lee, PLLC; Allen Xue; Hyun Woo Shin

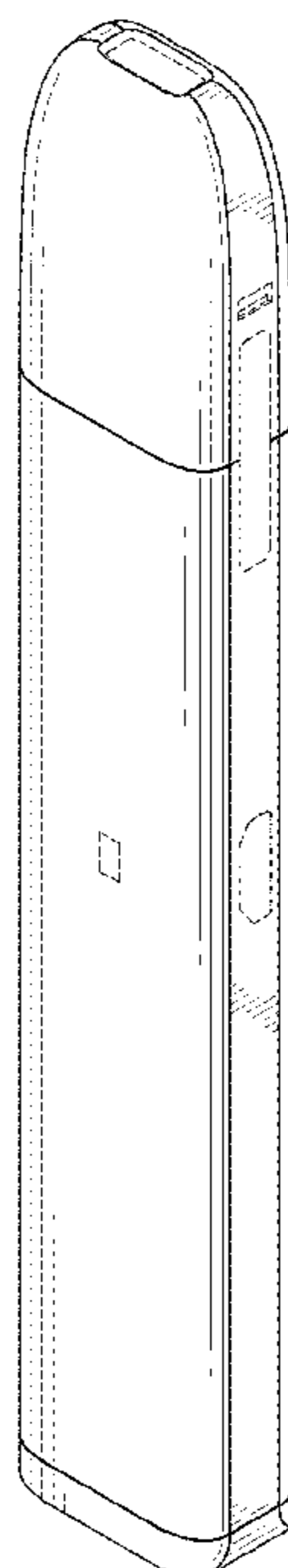
(57) **CLAIM**

I claim the ornamental design for an electronic cigarette, substantially as shown and described.

**DESCRIPTION**

FIG. 1 is a top, front and right side perspective view of an electronic cigarette showing my new design;  
 FIG. 2 is a front elevational view thereof;  
 FIG. 3 is a rear elevational view thereof;  
 FIG. 4 is a left elevational view thereof;  
 FIG. 5 is a right elevational view thereof;  
 FIG. 6 is a top plan view thereof; and,  
 FIG. 7 is a bottom plan view thereof.  
 The broken line is included for the purpose of showing environmental structure and forms no part of the claimed design.

**1 Claim, 7 Drawing Sheets**



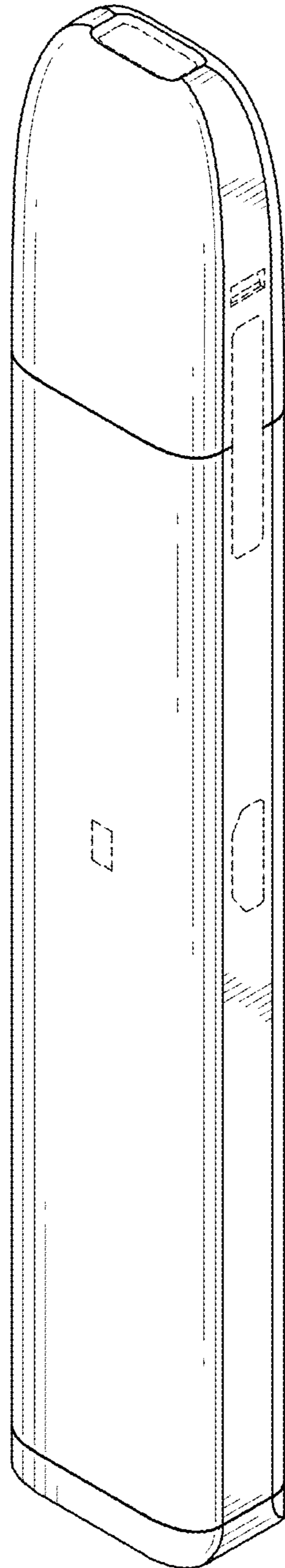


FIG. 1

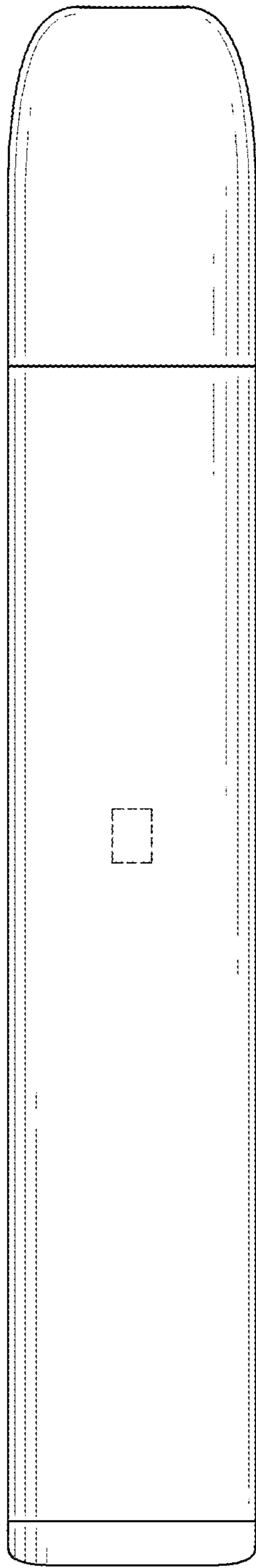


FIG. 2

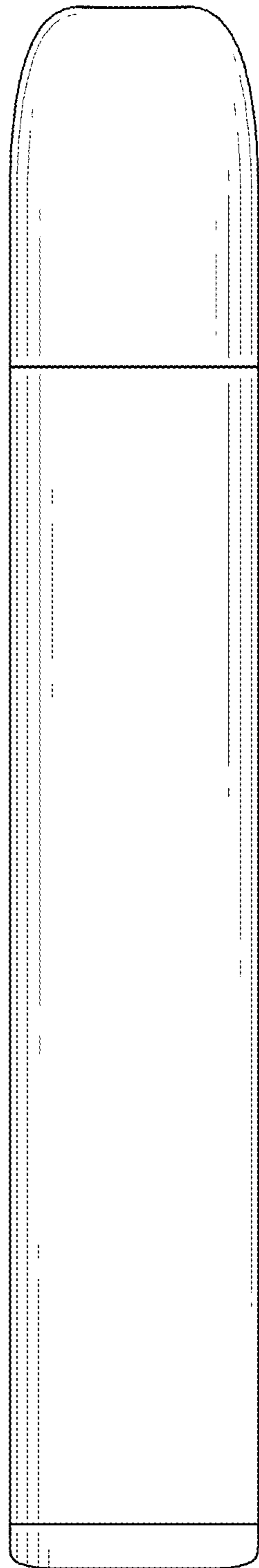


FIG. 3

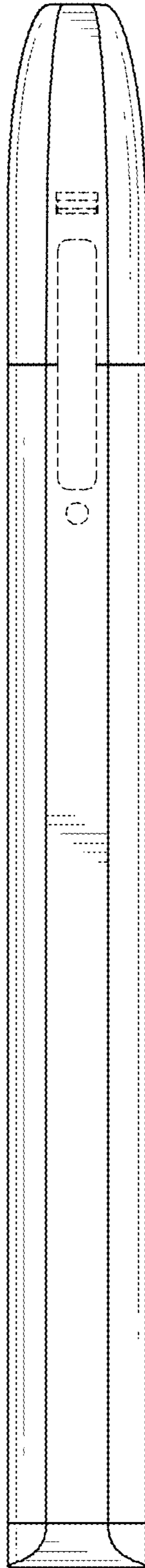


FIG. 4

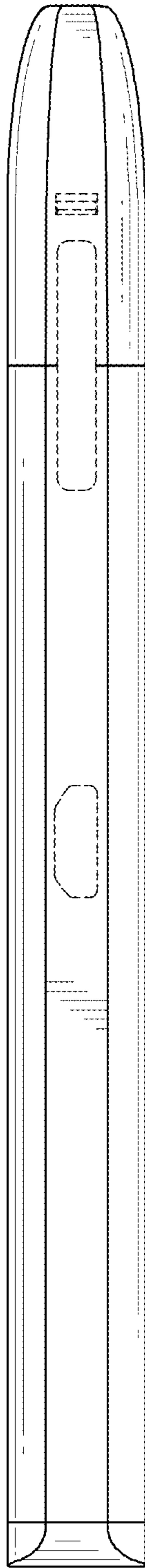


FIG. 5

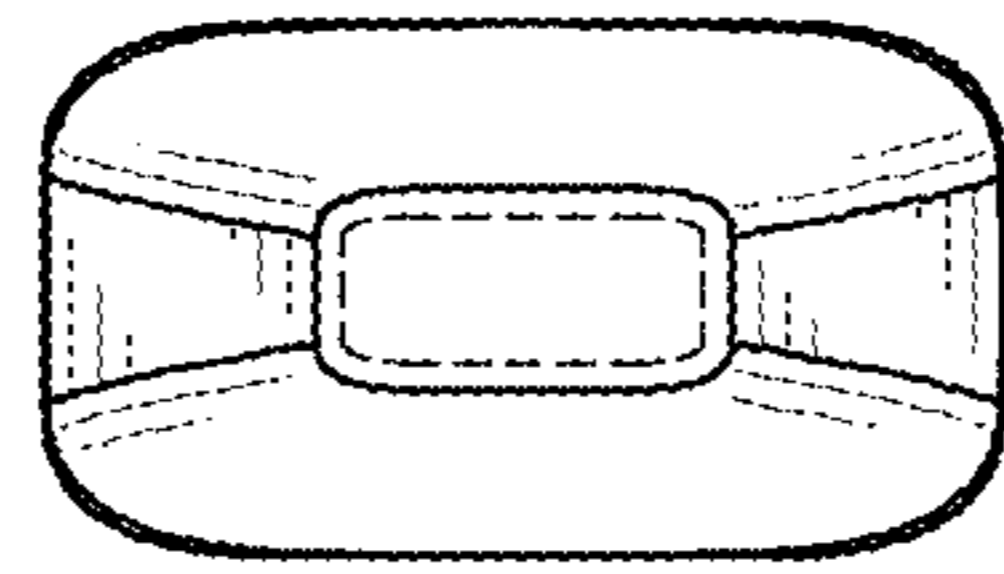


FIG. 6




FIG. 7