



US00D799098S

(12) **United States Design Patent**  
**Hendifar et al.**

(10) **Patent No.:** **US D799,098 S**  
(45) **Date of Patent:** **\*\* Oct. 3, 2017**

- (54) **LIGHTING FIXTURE**
- (71) Applicant: **APPARATUS LLC**, New York, NY  
(US)
- (72) Inventors: **Gabriel Hendifar**, Rhinebeck, NY  
(US); **Jeremy R. Anderson**, Rhinebeck,  
NY (US)
- (73) Assignee: **APPARATUS, LLC**, New York, NY  
(US)
- (\*\*) Term: **15 Years**
- (21) Appl. No.: **29/576,033**
- (22) Filed: **Aug. 31, 2016**

**Related U.S. Application Data**

- (63) Continuation of application No. 29/527,196, filed on  
May 16, 2015, now Pat. No. Des. 774,236.
- (51) **LOC (10) Cl.** ..... **26-03**
- (52) **U.S. Cl.**  
USPC ..... **D26/88**
- (58) **Field of Classification Search**  
USPC ..... D26/80-91, 118, 128, 135  
CPC .... F21S 8/03; F21S 8/033; F21S 8/036; F21S  
8/04; F21S 8/043; F21S 8/046; F21S  
8/06; F21S 8/061; F21S 8/063; F21S  
8/065; F21S 8/068  
See application file for complete search history.

(56) **References Cited**

**U.S. PATENT DOCUMENTS**

- D60,382 S \* 2/1922 Stark ..... D26/84
- D73,675 S \* 10/1927 Solomon ..... D26/88

- D80,313 S \* 1/1930 Hoch ..... D26/80
- D80,419 S \* 1/1930 Kramer ..... D26/81
- D84,372 S \* 6/1931 Rosenblatt ..... D26/91
- 2,513,565 A \* 7/1950 Johnson ..... A47G 33/0836  
362/332
- D235,914 S \* 7/1975 Schacht ..... D26/84
- D350,497 S \* 9/1994 Lombardo ..... D26/73
- D674,954 S \* 1/2013 Sonneman ..... D26/88
- D680,675 S \* 4/2013 Coury ..... D26/118
- D712,583 S \* 9/2014 Albicini ..... D26/88
- D725,306 S \* 3/2015 Salvagno ..... D26/84
- D774,236 S \* 12/2016 Anderson ..... D26/85

\* cited by examiner

*Primary Examiner* — Clare E Heflin

(74) *Attorney, Agent, or Firm* — Gottlieb, Rackman &  
Reisman, P.C.

(57) **CLAIM**

We claim the ornamental design for a lighting fixture, as  
shown and described.

**DESCRIPTION**

FIG. 1 is a left elevation view of the lighting fixture showing  
our new design;  
FIG. 2 is a right elevation view thereof;  
FIG. 3 is a front elevation view thereof;  
FIG. 4 is a rear elevation view thereof;  
FIG. 5 is an enlarged top plan view thereof;  
FIG. 6 is an enlarged bottom plan view thereof; and,  
FIG. 7 is a perspective view thereof.  
The broken lines depict portions of the lighting fixture that  
form no part of the claimed design.

**1 Claim, 7 Drawing Sheets**

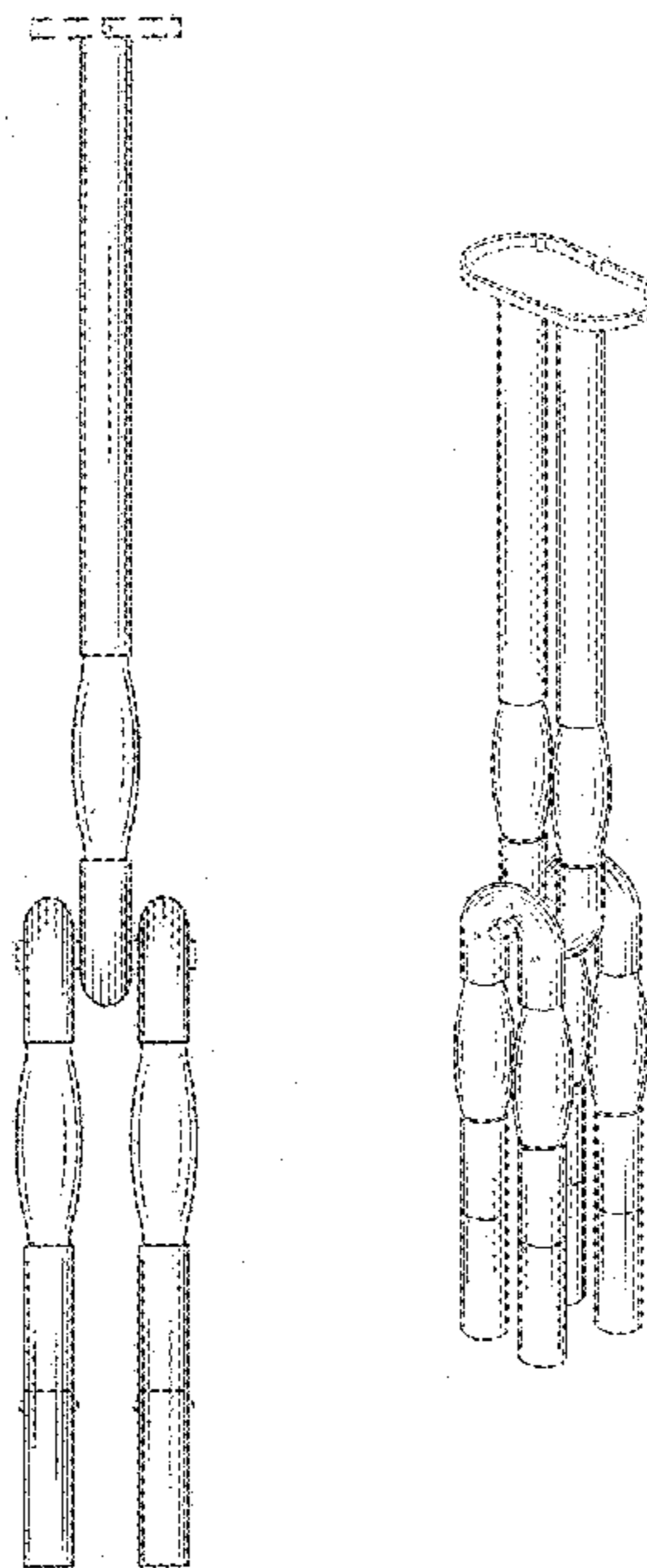
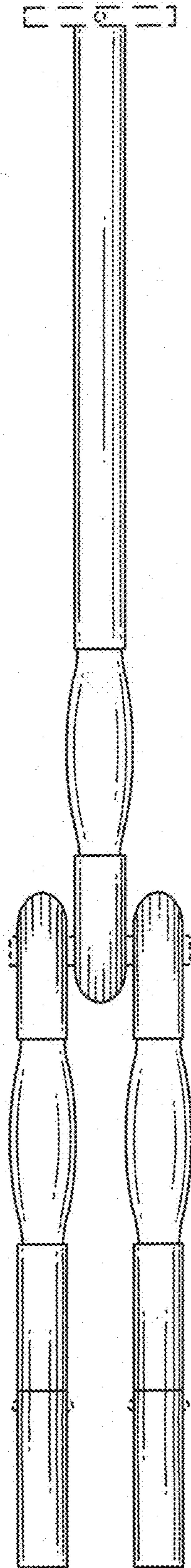


FIG. 1



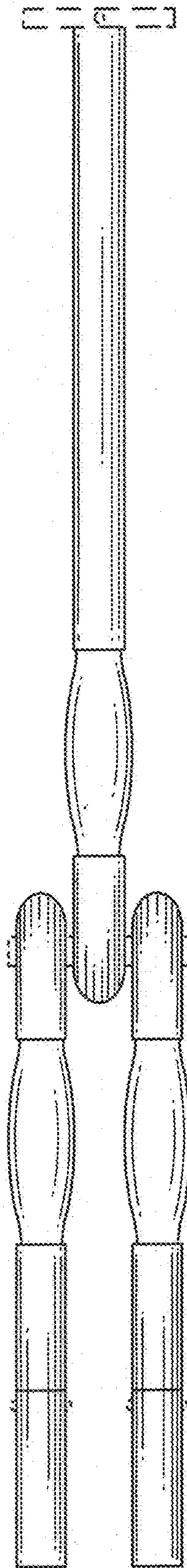
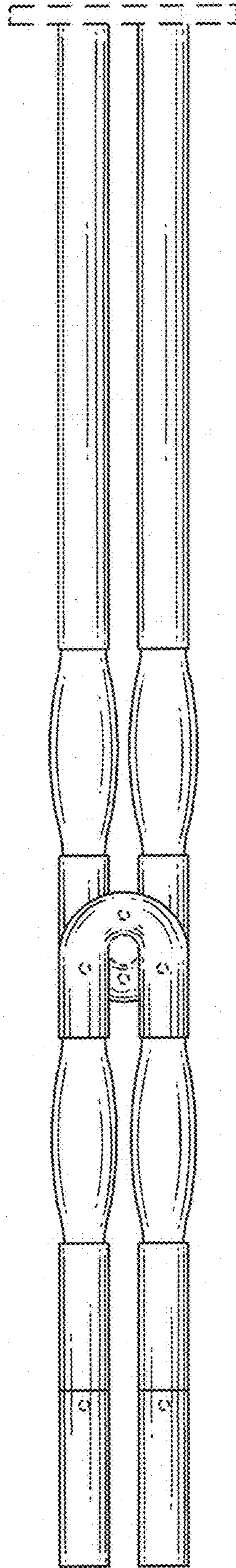


FIG. 2

FIG. 3





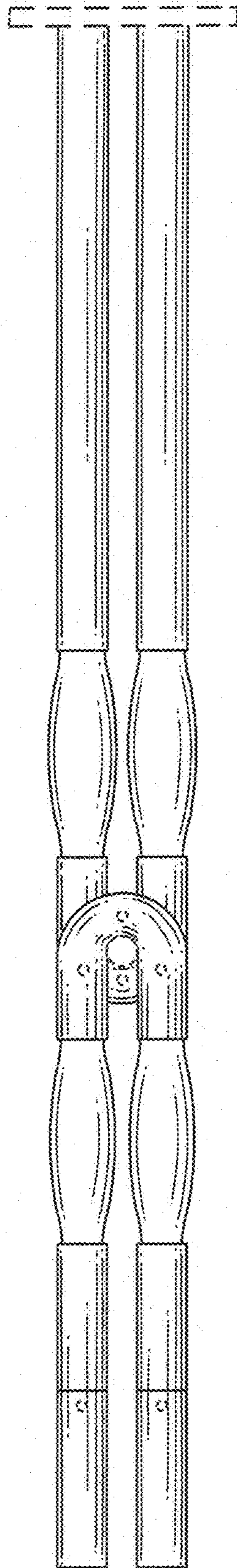


FIG. 4

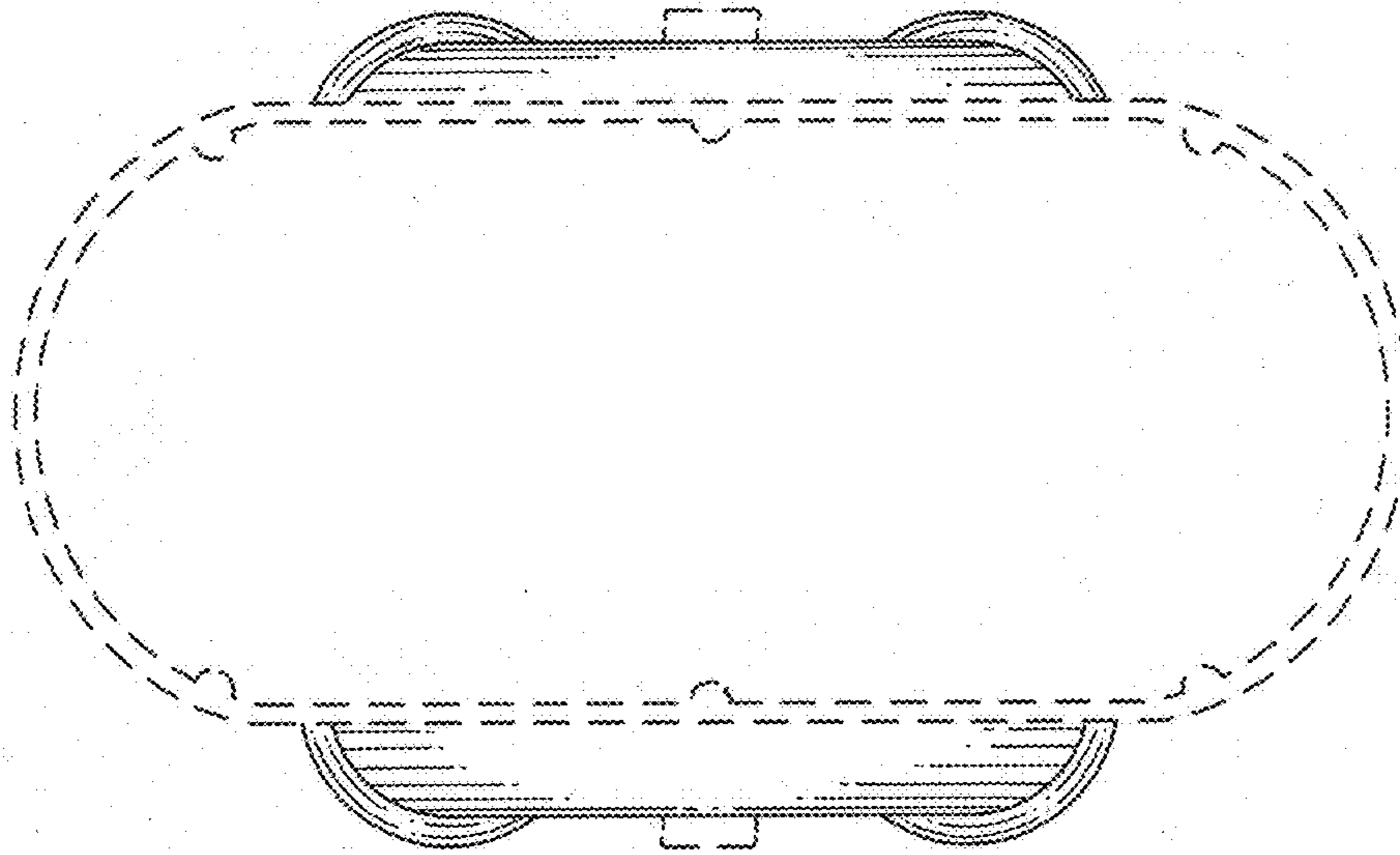


FIG. 5

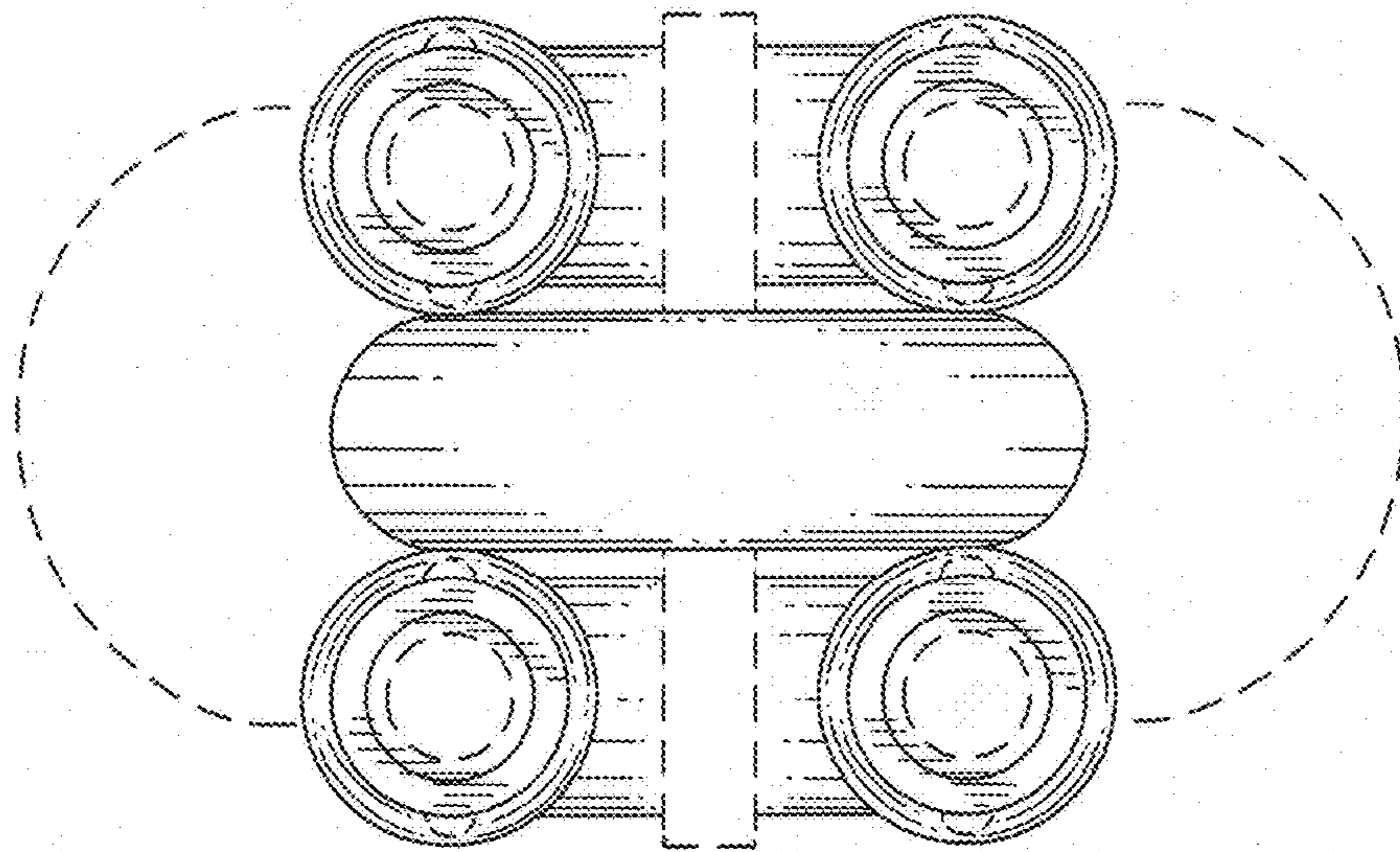


FIG. 6

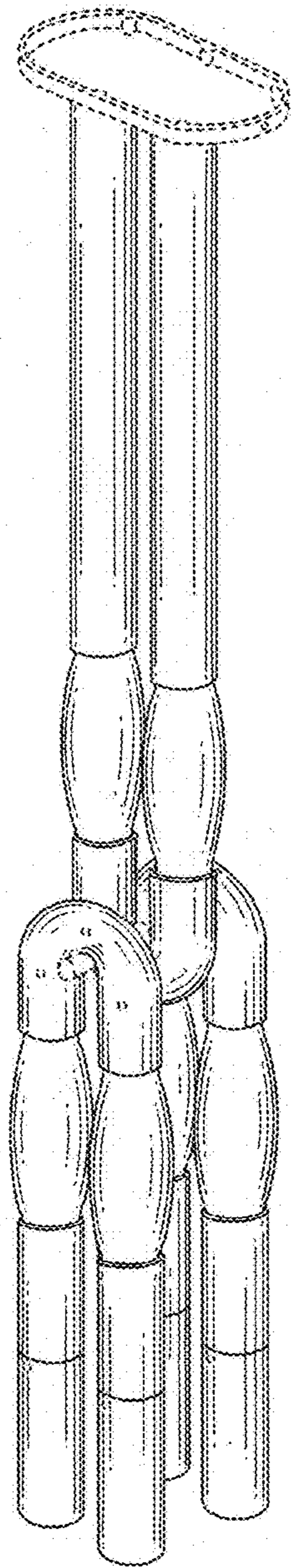


FIG. 7