



US00D799092S

(12) **United States Design Patent** (10) **Patent No.:** **US D799,092 S**
Green (45) **Date of Patent:** **** Oct. 3, 2017**

- (54) **FLEXIBLE LIGHT**
- (71) Applicant: **Home Depot Product Authority, LLC**,
Atlanta, GA (US)
- (72) Inventor: **Adam Green**, Marietta, GA (US)
- (73) Assignee: **Home Depot Product Authority, LLC**,
Atlanta, GA (US)
- (**) Term: **15 Years**
- (21) Appl. No.: **29/558,796**
- (22) Filed: **Mar. 22, 2016**

D372,319 S	7/1996	Carbone	
D373,649 S	9/1996	Carbone	
D374,734 S *	10/1996	Esposito	D26/43
D376,862 S	12/1996	Carbone	
D378,858 S	4/1997	Kaiser	
D388,524 S	12/1997	Shiau	
D390,985 S	2/1998	Shiau	
D401,374 S	11/1998	Lum	
D403,453 S	12/1998	Shiau	
D404,157 S	1/1999	Carbone	
D489,839 S *	5/2004	Opolka	D26/43
D518,212 S *	3/2006	Shiu	D26/43
D524,969 S	7/2006	Shiu	
D536,116 S *	1/2007	Sharrah	D26/43
D550,875 S *	9/2007	Thuma	D26/60
D550,876 S *	9/2007	Thuma	D26/60
D565,218 S	3/2008	Chien	
D572,105 S *	7/2008	Brockman	D8/83
D575,890 S *	8/2008	Montalbano	D26/62

(Continued)

Related U.S. Application Data

- (62) Division of application No. 29/500,245, filed on Aug. 22, 2014, now Pat. No. Des. 754,898.
- (51) **LOC (10) Cl.** **26-05**
- (52) **U.S. Cl.**
USPC **D26/51**
- (58) **Field of Classification Search**
USPC D26/61, 62, 43, 37, 38, 40, 42, 44, 46,
D26/51; D8/40, 43, 83
CPC F21L 2003/00; F21L 4/00; F21L 4/005;
F21L 4/02; F21L 4/025; F21L 4/027;
F21L 4/04; F21L 4/08; F21L 2005/00;
F21L 7/00; F21L 11/00; F21L 13/00;
F21L 13/04; F21L 13/08; F21L 14/02;
F21L 17/00
See application file for complete search history.

References Cited

U.S. PATENT DOCUMENTS

D152,584 S *	2/1949	Becker	D26/43
D192,935 S *	5/1962	Becker	D26/43
4,357,648 A	11/1982	Nelson	
D341,220 S *	11/1993	Eagan	D26/43
D359,573 S *	6/1995	Citronowicz	D26/43
D368,542 S	4/1996	deBlois	

OTHER PUBLICATIONS

Images of Rayovac Indestructible 2 AA Flashlight, DIY2AA-B, publicly available prior to Aug. 22, 2014.

Primary Examiner — Lakiya Rogers
Assistant Examiner — Carissa C Fitts
(74) *Attorney, Agent, or Firm* — Greenberg Traurig, LLP

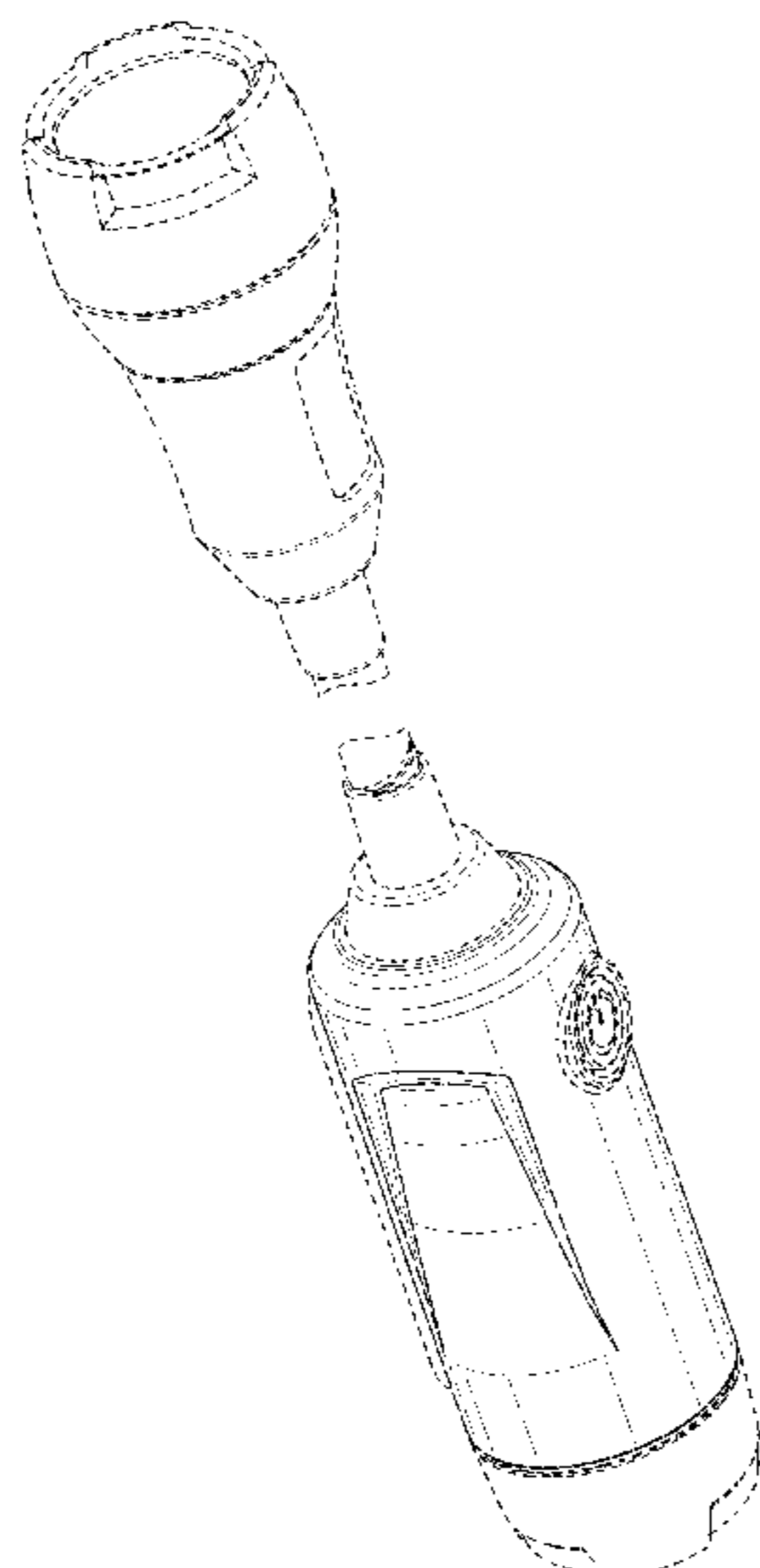
(57) **CLAIM**

The ornamental design for a flexible light, as shown and described.

DESCRIPTION

FIG. 1 is a perspective view of my flexible light;
FIG. 2 is front view thereof;
FIG. 3 is a back view thereof; and,
FIG. 4 is a left side view thereof, the right side being a mirror image thereof.
The dashed lines in the figures form no part of the claimed design.

1 Claim, 3 Drawing Sheets



(56)

References Cited

U.S. PATENT DOCUMENTS

D600,842 S * 9/2009 Shiu D26/44
D607,129 S * 12/2009 Levine D26/43
D619,866 S * 7/2010 Deguglimo D8/25
D621,537 S 8/2010 Borovicka
D621,981 S * 8/2010 McAtamney D26/61
D633,357 S * 3/2011 Garcia D8/83
D633,358 S * 3/2011 Deguglimo D8/83
D645,717 S * 9/2011 Ou D8/83
D659,898 S 5/2012 Aaskov
D669,618 S * 10/2012 Ormsbee D26/62
D673,710 S * 1/2013 Eichelberger D26/62
D687,175 S 7/2013 Levine
D704,367 S * 5/2014 Kingston D26/43
9,206,951 B2 * 12/2015 McLennan F21V 23/0414
D753,868 S * 4/2016 Smith D26/118
D754,898 S * 4/2016 Green D26/43

* cited by examiner

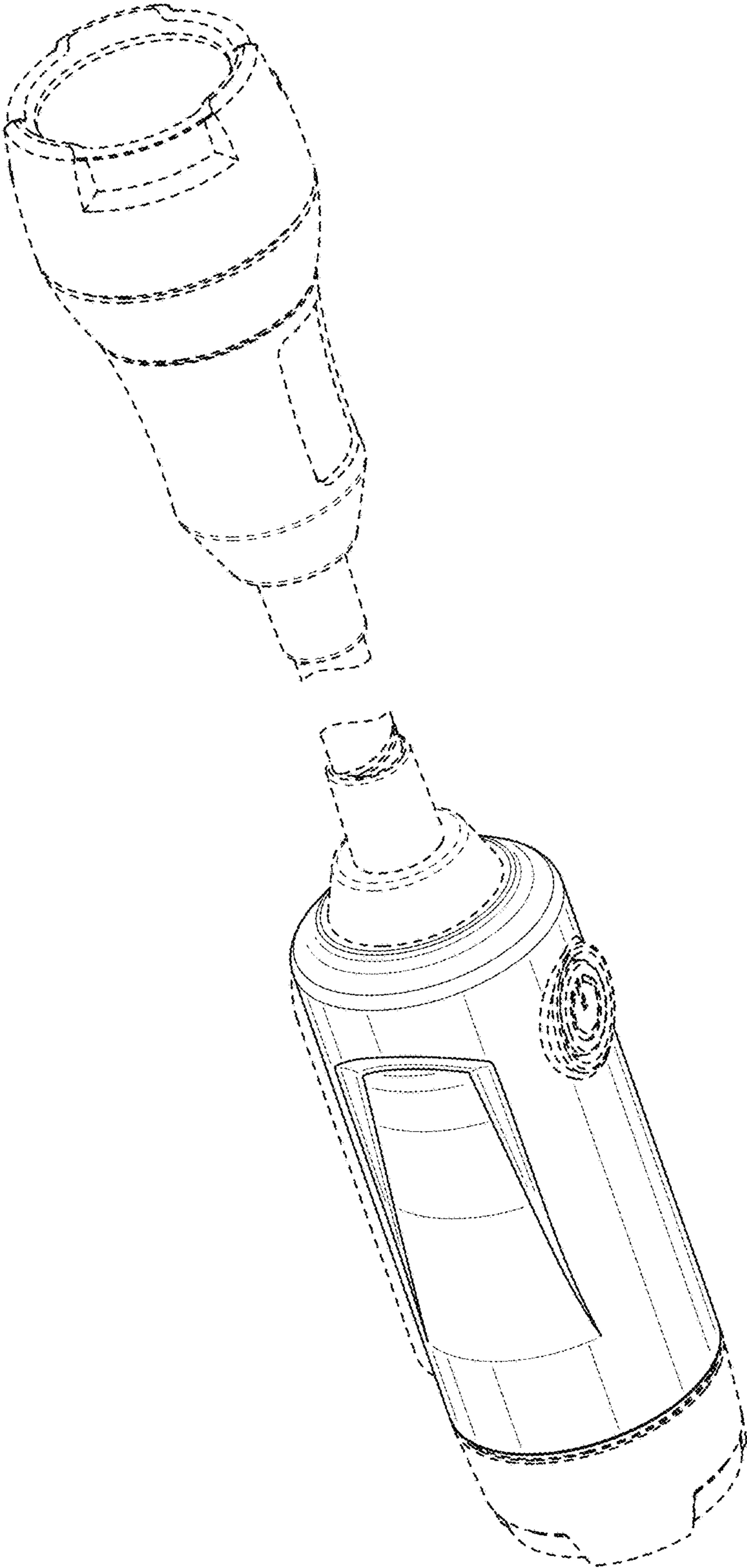


FIG. 1

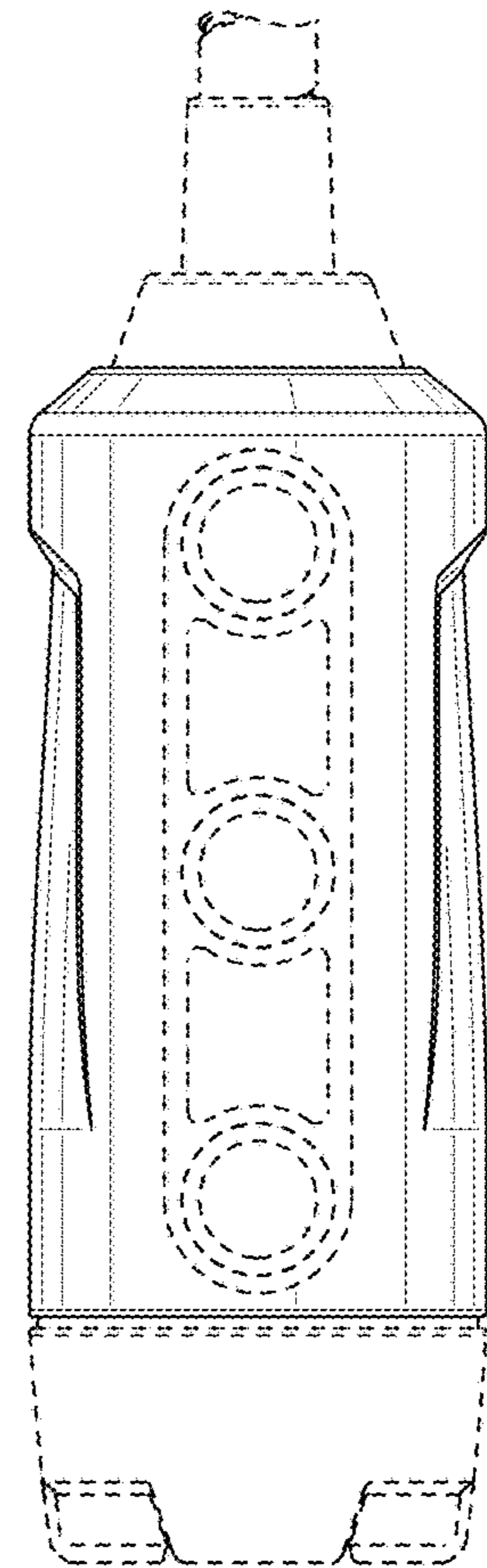
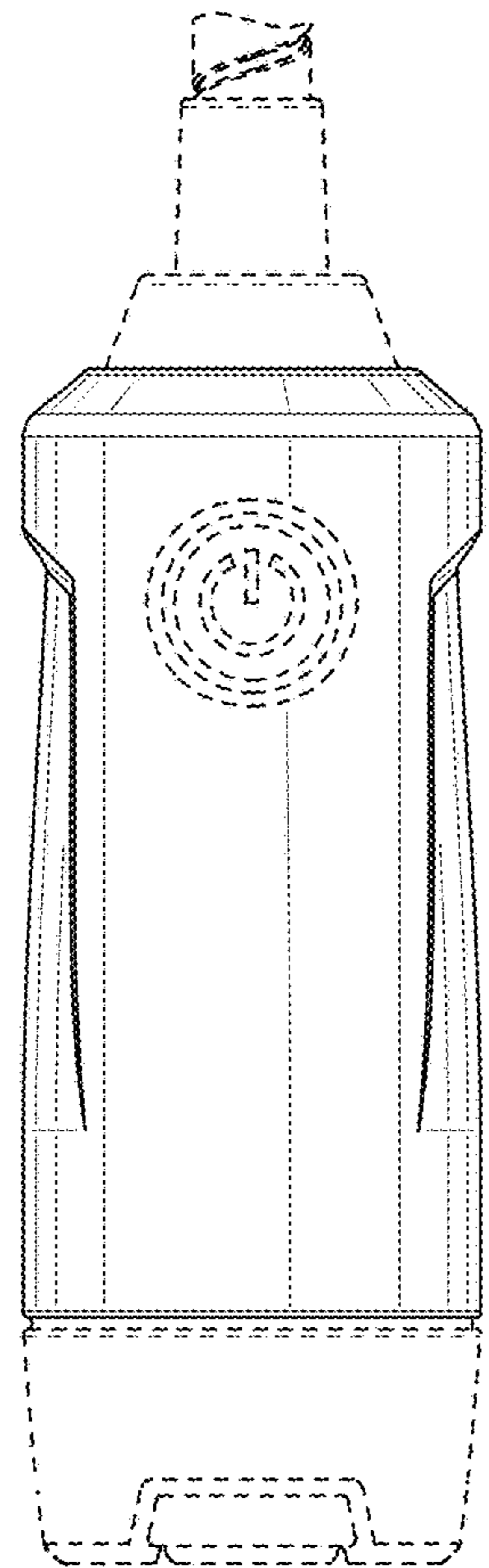
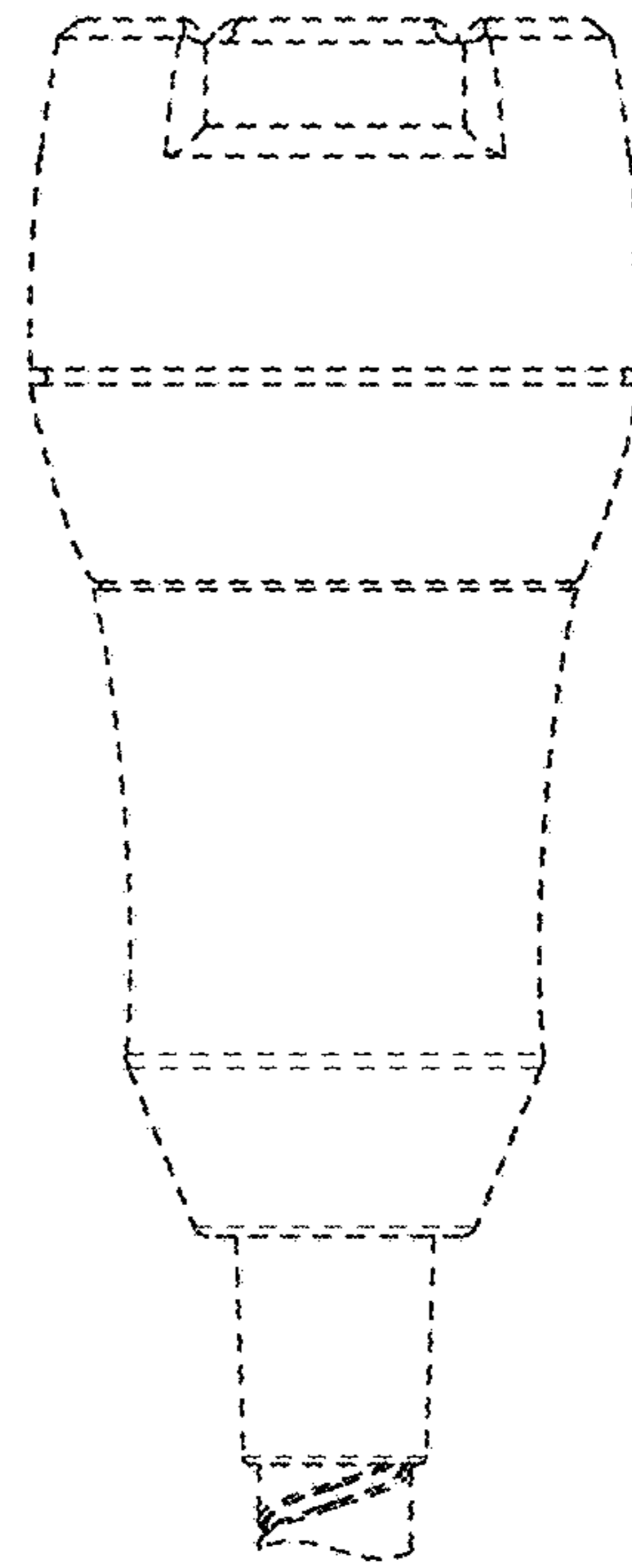
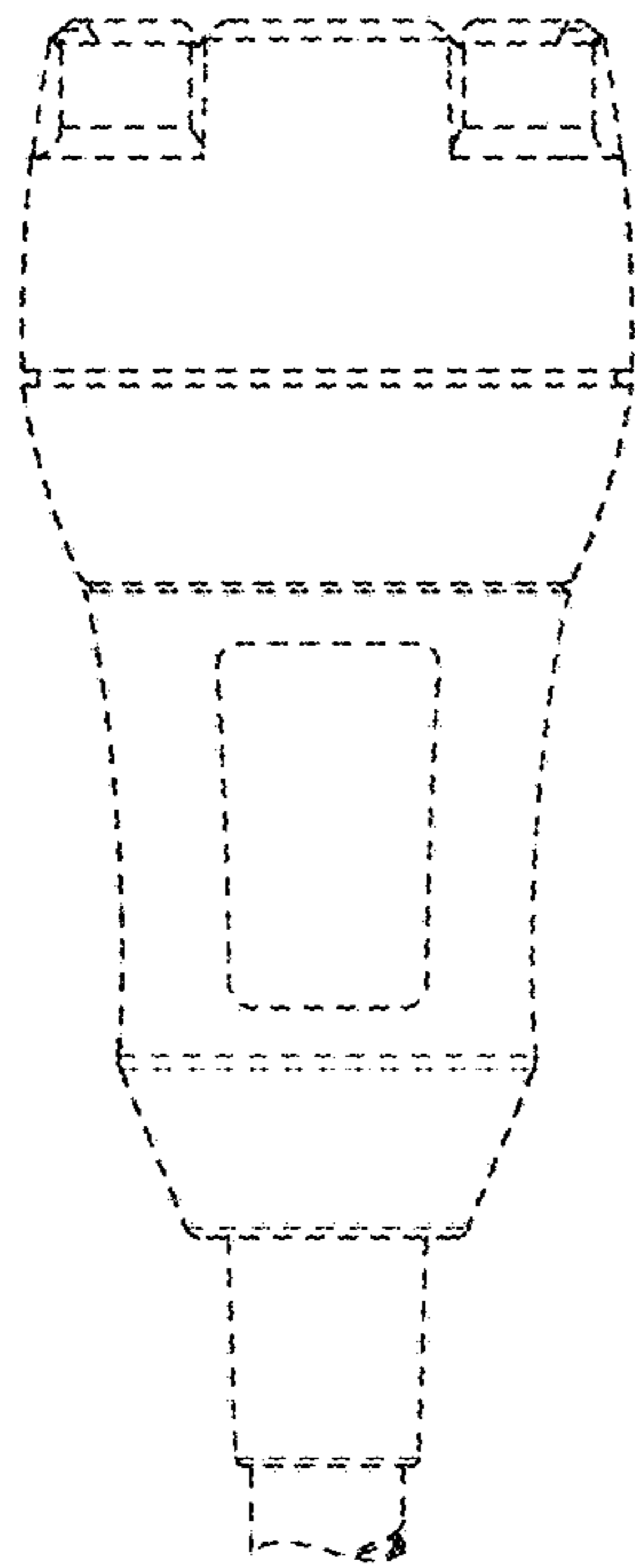


FIG. 2

FIG. 3

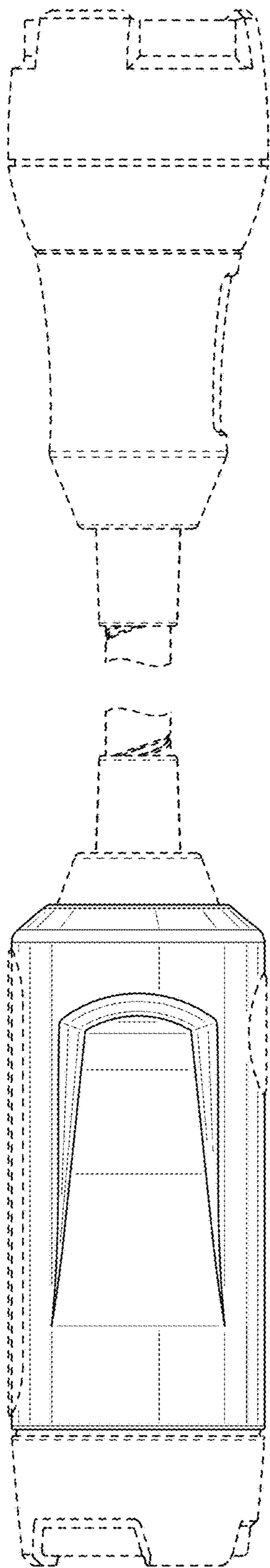


FIG. 4