



US00D799091S

(12) **United States Design Patent** (10) **Patent No.:** **US D799,091 S**  
**Green** (45) **Date of Patent:** **\*\* Oct. 3, 2017**

- (54) **FLASHLIGHT HEAD**
- (71) Applicant: **HOME DEPOT PRODUCT AUTHORITY, LLC**, Atlanta, GA (US)
- (72) Inventor: **Adam Green**, Atlanta, GA (US)
- (73) Assignee: **Home Depot Product Authority, LLC**, Atlanta, GA (US)

- (\*\*) Term: **15 Years**
- (21) Appl. No.: **29/564,347**
- (22) Filed: **May 12, 2016**

**Related U.S. Application Data**

- (62) Division of application No. 29/500,257, filed on Aug. 22, 2014, now Pat. No. Des. 757,319.
- (51) **LOC (10) Cl.** ..... **26-02**
- (52) **U.S. Cl.**  
USPC ..... **D26/49**
- (58) **Field of Classification Search**  
USPC ..... D26/37-51, 56-60, 67; 362/103-105, 362/184, 194-196, 202-206; D22/117  
CPC ... F21L 4/00; F21L 4/005; F21L 4/022; F21L 4/025; F21L 4/027; F21L 7/00; F21L 19/00; F21V 21/084; F21V 21/0085; F21W 2111/10  
See application file for complete search history.

(56) **References Cited**

**U.S. PATENT DOCUMENTS**

D407,515 S *	3/1999	Yang	.....	D26/43
D428,504 S *	7/2000	Saunders	.....	D26/49
D454,217 S *	3/2002	Saunders	.....	D26/49
D455,510 S *	4/2002	Galli	.....	D26/37
D479,013 S *	8/2003	Galli	.....	D26/37
D502,275 S *	2/2005	Saunders	.....	D26/37
D565,769 S	4/2008	Shiu		

D604,437 S	11/2009	Yang
D608,033 S	1/2010	Hesse et al.
D608,034 S	1/2010	Hesse et al.
D640,400 S	6/2011	Huang
D656,261 S	3/2012	Lee
D659,270 S	5/2012	Nguyen et al.
D659,272 S	5/2012	Nguyen et al.
D671,249 S	11/2012	Sheikh et al.
D710,526 S	8/2014	Lee

**OTHER PUBLICATIONS**

Images of Rayovac Indestructible 2 AA Flashlight, DIY2AA-B, publicly available prior to Aug. 22, 2014.

(Continued)

*Primary Examiner* — Sandra Morris

(74) *Attorney, Agent, or Firm* — Greenberg Traurig, LLP

(57) **CLAIM**

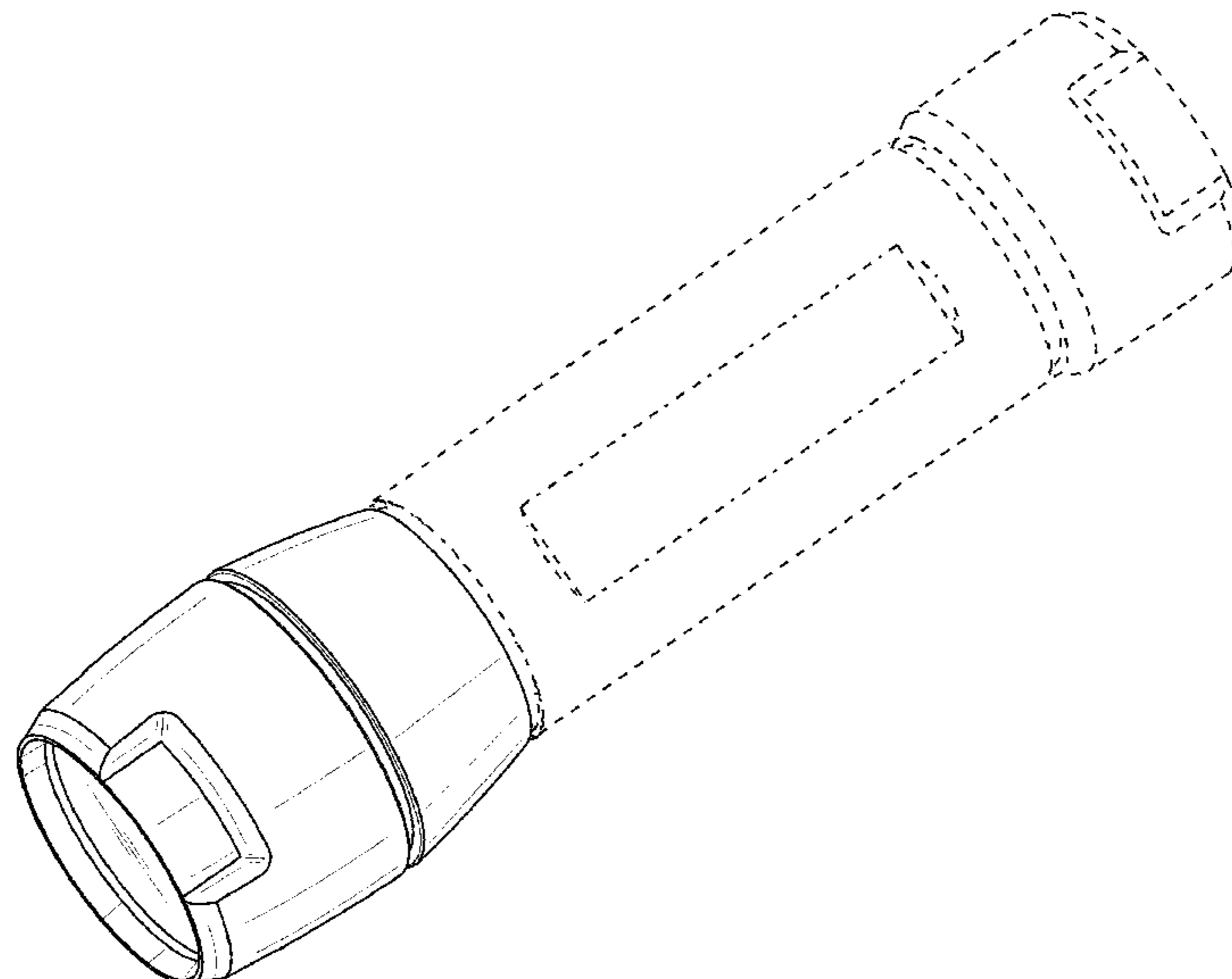
I claim the ornamental design for a flashlight head, as shown and described.

**DESCRIPTION**

FIG. 1 is a perspective view of my flashlight head; FIG. 2 is a front view thereof; FIG. 3 is a rear view thereof; FIG. 4 is a left side view thereof; FIG. 5 is a right side view thereof; FIG. 6 is a top view thereof; and, FIG. 7 is a bottom view thereof.

The oblique lines on the lens of my design (as visible in FIGS. 1 and 6) indicate that it is at least translucent and may be transparent. The dashed lines in the figures are for illustrative purposes only and form no part of the claimed design. All other surface(s) or portion(s) of my design not shown in the figures or otherwise described in the specification, such as the locations behind the lens, form no part of the claimed design.

**1 Claim, 6 Drawing Sheets**



(56)

**References Cited**

OTHER PUBLICATIONS

Office Action received in Canadian Counterpart Application to related U.S. Appl. No. 29/564,339, dated Apr. 29, 2016 (1 page).

Office Action received in Canadian Counterpart Application to related U.S. Appl. No. 29/564,343, dated Apr. 29, 2016 (4 pages).

Office Action received in Canadian Counterpart Application to related U.S. Appl. No. 29/564,348, dated Apr. 29, 2016 (1 page).

Office Action received in Canadian Counterpart Application to related U.S. Appl. No. 29/564,350, dated Apr. 29, 2016 (1 page).

Office Action received in Canadian Counterpart Application to related U.S. Appl. No. 29/594,353, dated Apr. 29, 2016 (3 pages).

\* cited by examiner

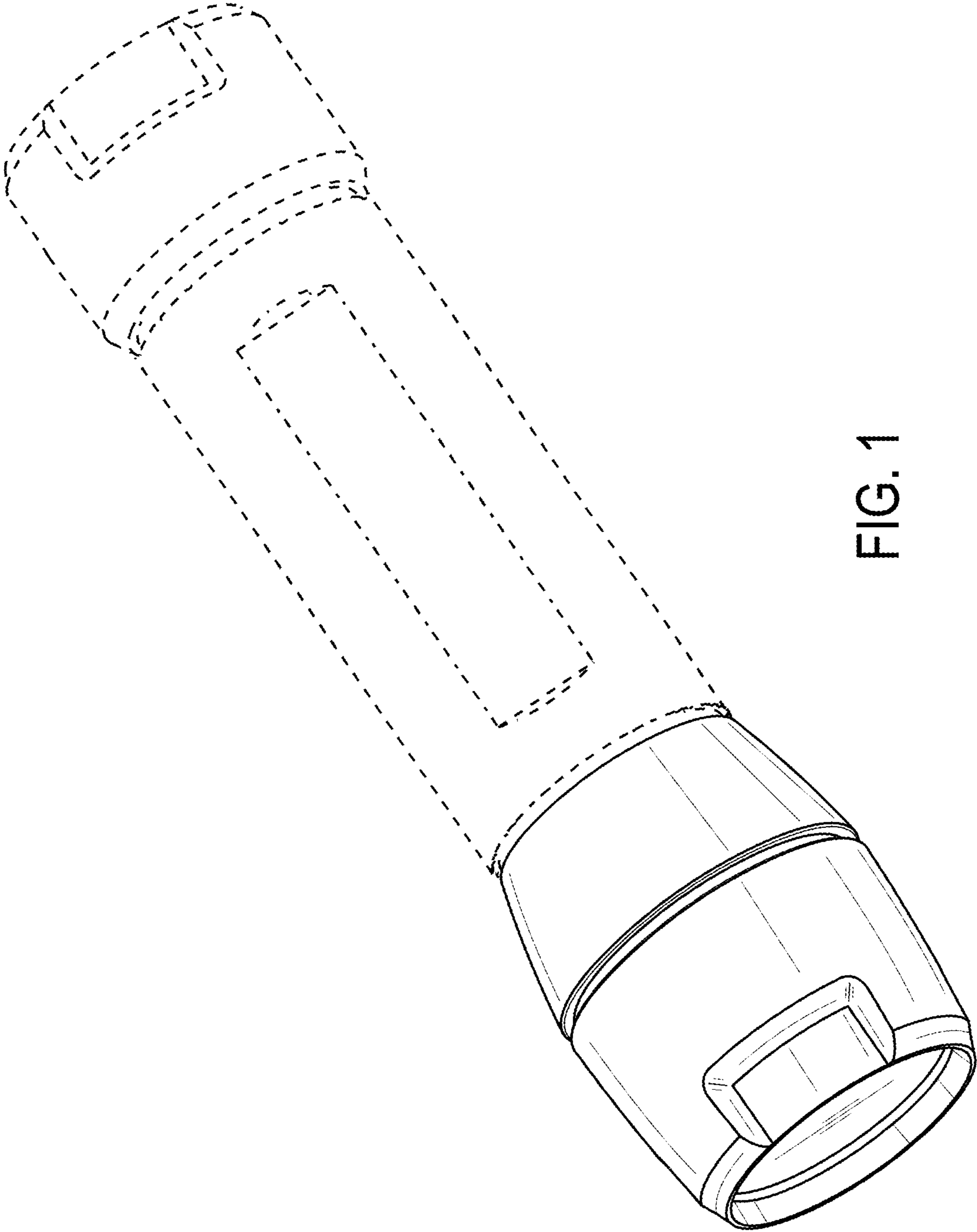


FIG. 1

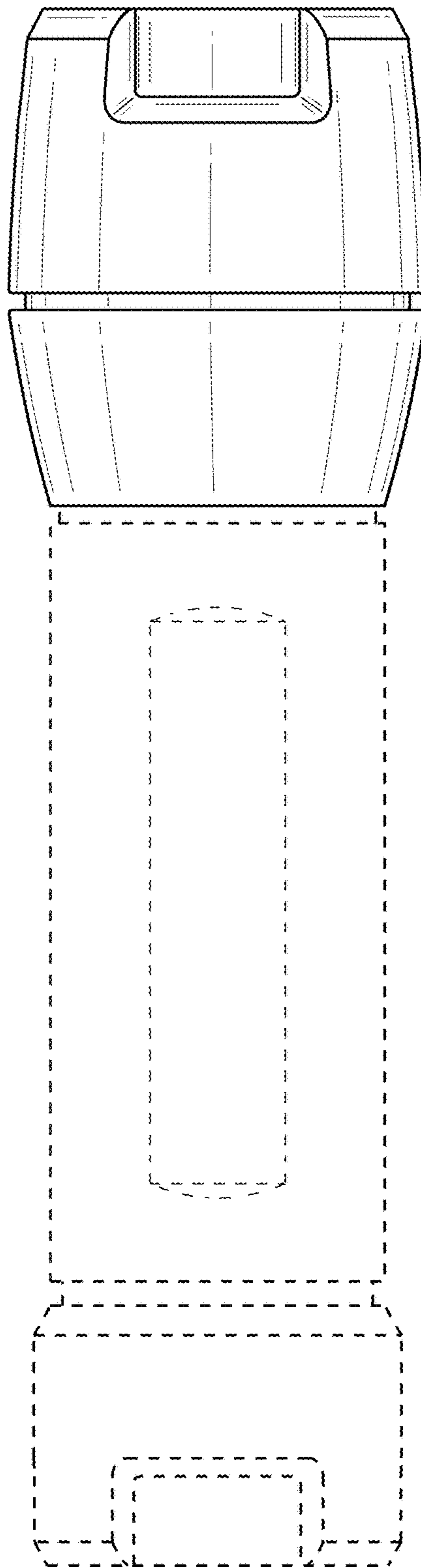


FIG. 2




FIG. 3

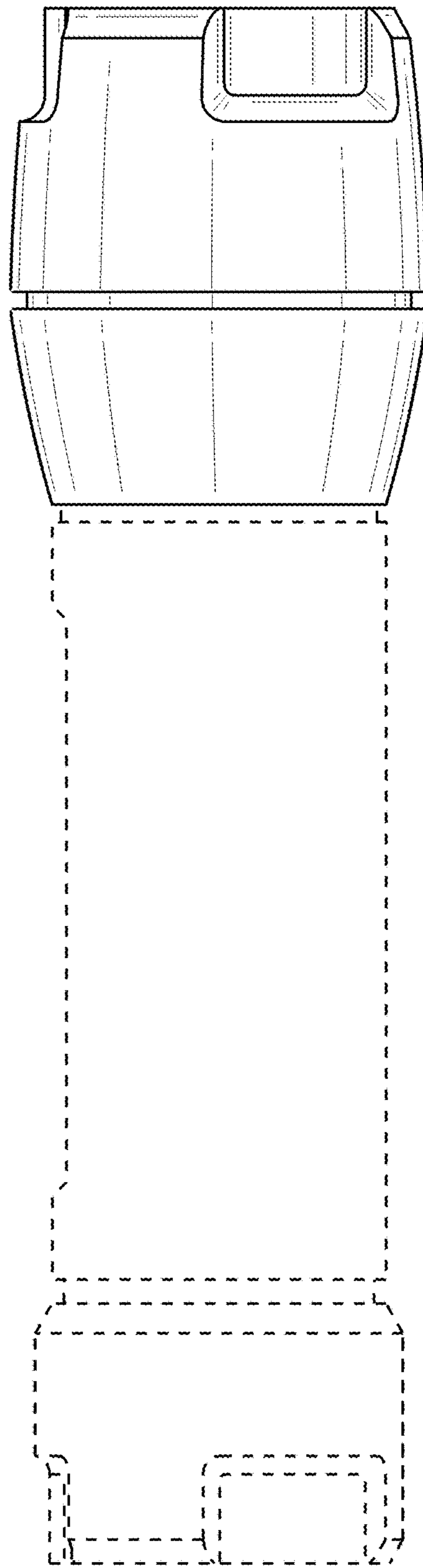


FIG. 4




FIG. 5



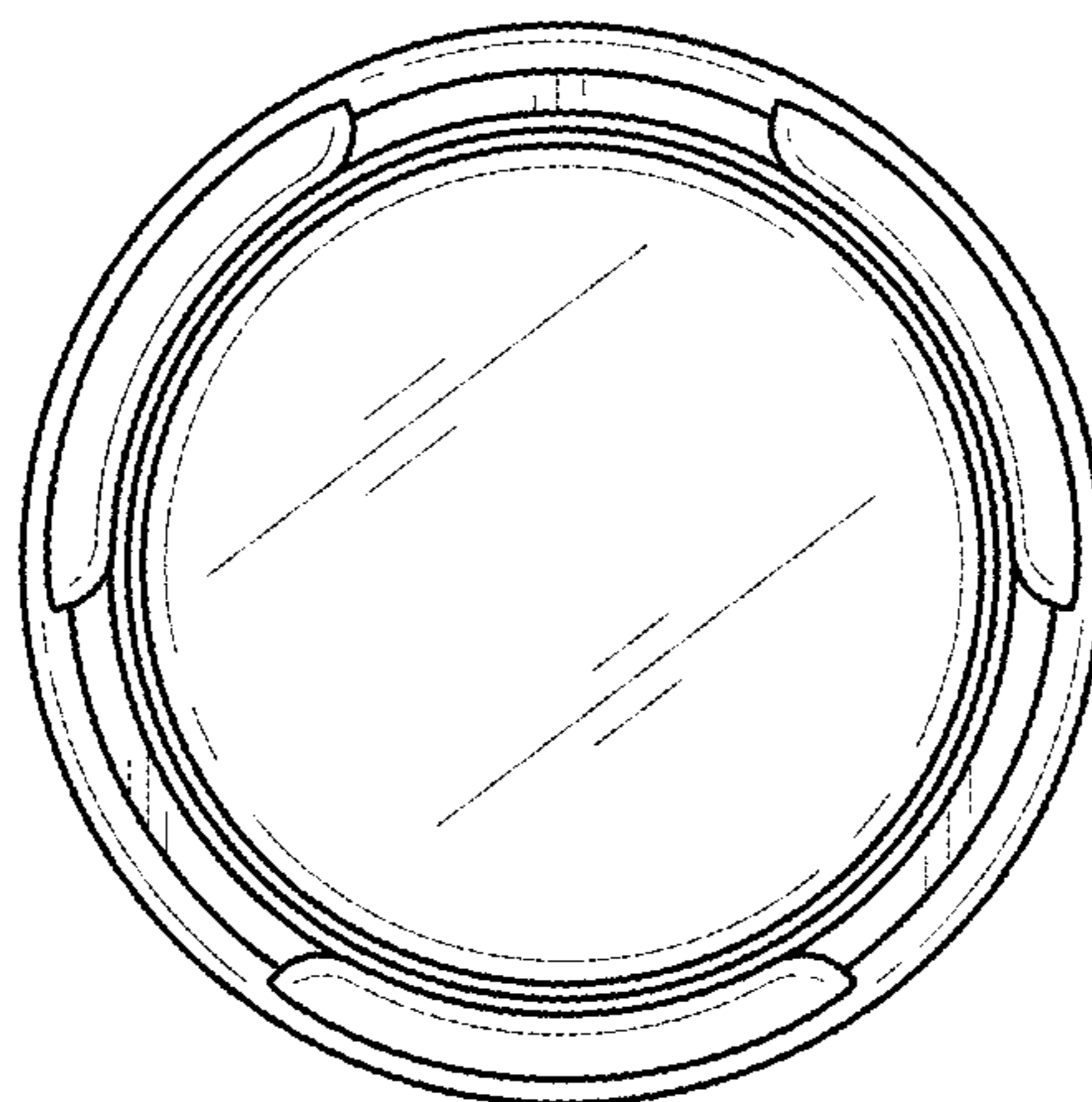


FIG. 6

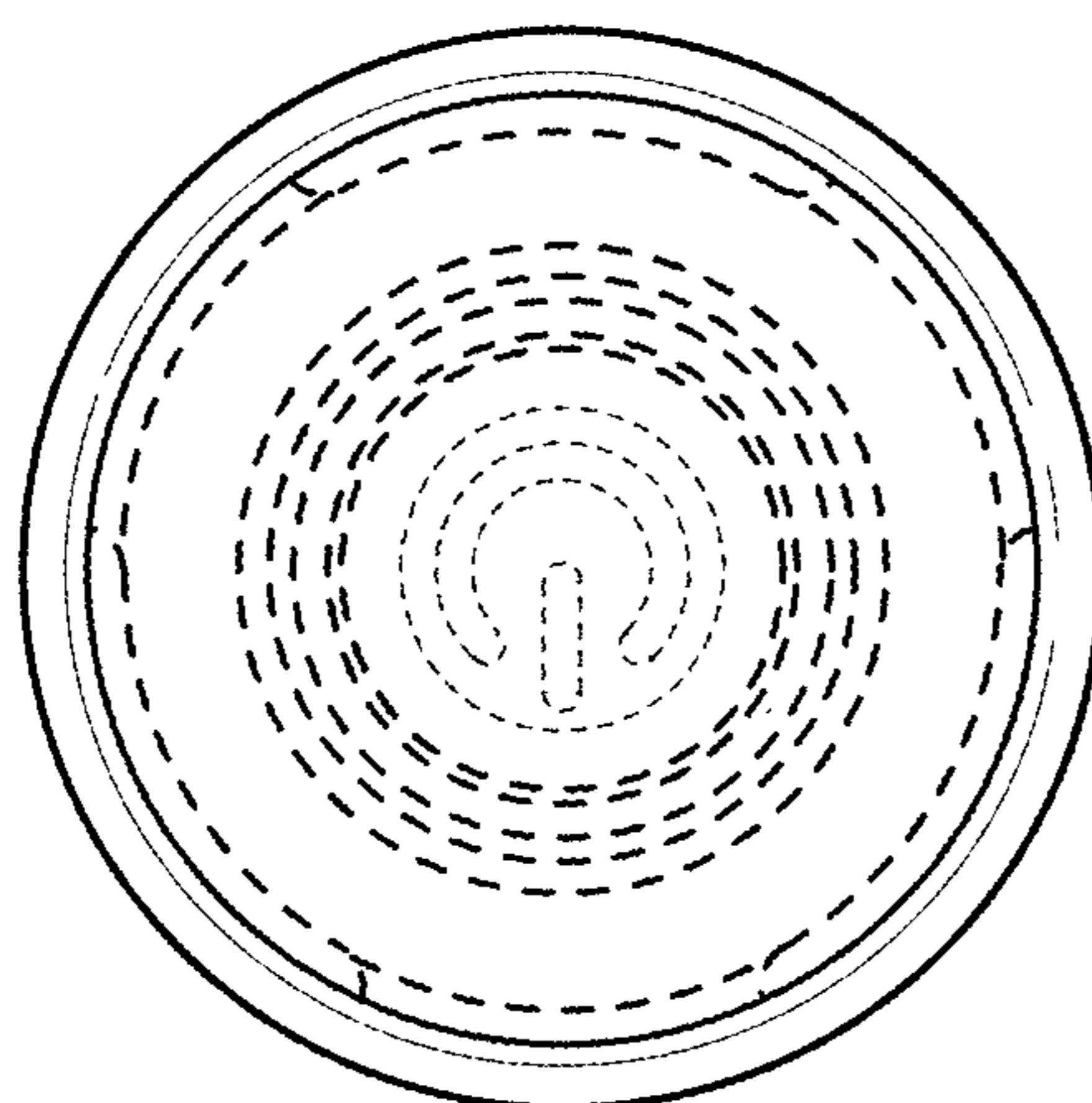


FIG. 7