



US00D799087S

(12) **United States Design Patent**  
**Koshiba**

(10) **Patent No.:** **US D799,087 S**

(45) **Date of Patent:** **\*\* Oct. 3, 2017**

(54) **FLASHLIGHT**

(71) Applicant: **GENTOS CO., LTD.**, Tokyo (JP)

(72) Inventor: **Keita Koshiba**, Tokyo (JP)

(73) Assignee: **GENTOS CO., LTD.**, Tokyo (JP)

(\*\*) Term: **15 Years**

(21) Appl. No.: **29/544,953**

(22) Filed: **Nov. 9, 2015**

(30) **Foreign Application Priority Data**

Aug. 21, 2015 (JP) ..... 2015-018377

(51) **LOC (10) Cl.** ..... **26-02**

(52) **U.S. Cl.**  
USPC ..... **D26/49**

(58) **Field of Classification Search**

USPC ..... D26/37, 38, 40, 46, 49, 51; 362/157,  
362/158, 183, 184, 194-196, 200-208,  
362/253

CPC ..... F21L 2003/00; F21L 4/00; F21L 4/005;  
F21L 4/02; F21L 4/025; F21L 4/027;  
F21L 4/04; F21L 4/08; F21L 2005/00;  
F21L 7/00; F21L 11/00; F21L 13/00;  
F21L 13/04; F21L 13/08; F21L 14/02;  
F21L 17/00; F21L 19/00

See application file for complete search history.

(56) **References Cited**

**U.S. PATENT DOCUMENTS**

4,658,336 A \* 4/1987 Maglica ..... F21L 4/005  
362/187  
D360,044 S \* 7/1995 Tillery ..... D26/49

D363,361 S \* 10/1995 Maglica ..... D26/49  
D488,877 S \* 4/2004 Shin ..... D26/49  
D548,861 S \* 8/2007 Chapman ..... D26/37  
D577,845 S \* 9/2008 Shiu ..... D26/49  
D583,087 S \* 12/2008 Opolka ..... D26/49  
D601,287 S \* 9/2009 Caniparoli ..... D26/49  
D706,476 S \* 6/2014 Lee ..... D26/49  
D710,526 S \* 8/2014 Lee ..... D26/49  
D750,306 S \* 2/2016 Windom ..... D26/49

\* cited by examiner

*Primary Examiner* — Lakiya Rogers

*Assistant Examiner* — Carissa C Fitts

(74) *Attorney, Agent, or Firm* — Im IP Law; C. Andrew Im

(57) **CLAIM**


The ornamental design for a flashlight, as shown and described.

**DESCRIPTION**

FIG. 1 is a front view of a flashlight showing my new design; FIG. 2 is a rear view of a flashlight thereof; FIG. 3 is a left side view of a flashlight thereof; FIG. 4 is a right side view of a flashlight thereof; FIG. 5 is a top view of a flashlight thereof; and, FIG. 6 is a bottom view of a flashlight thereof.

The broken line showing represents unclaimed portions of the article and forms not part of the claimed design.

**1 Claim, 6 Drawing Sheets**






FIG. 1

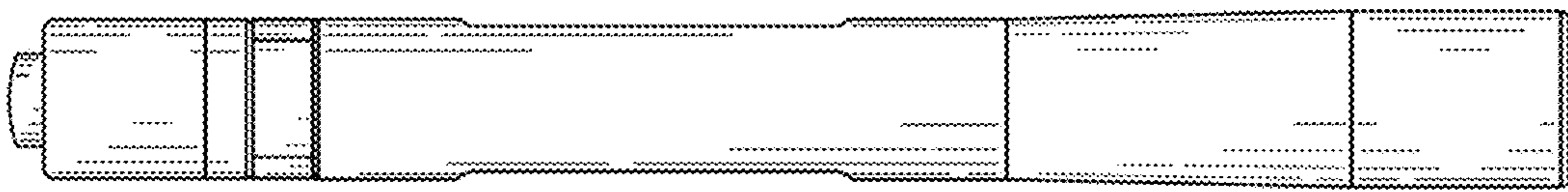


FIG. 2

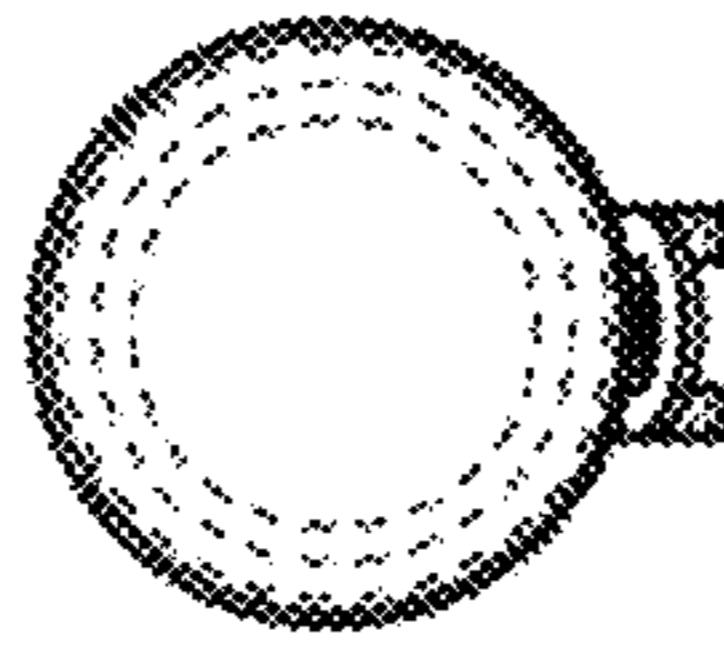


FIG. 3

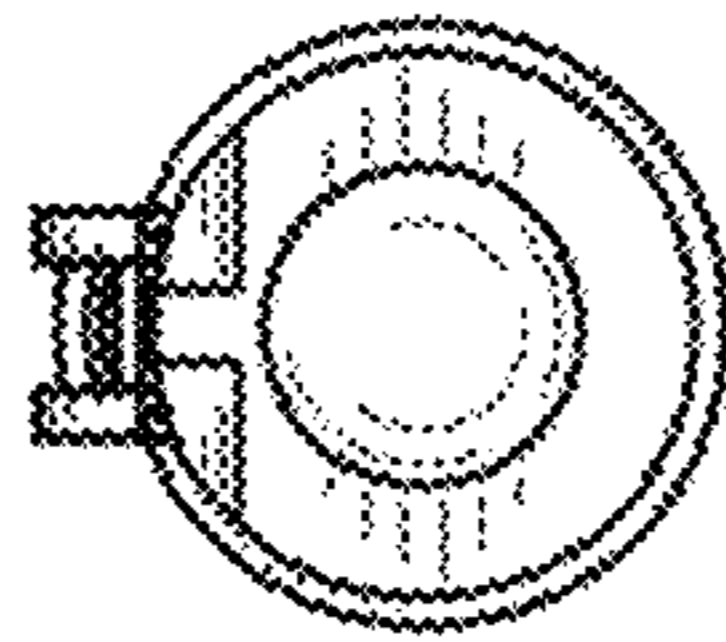


FIG. 4

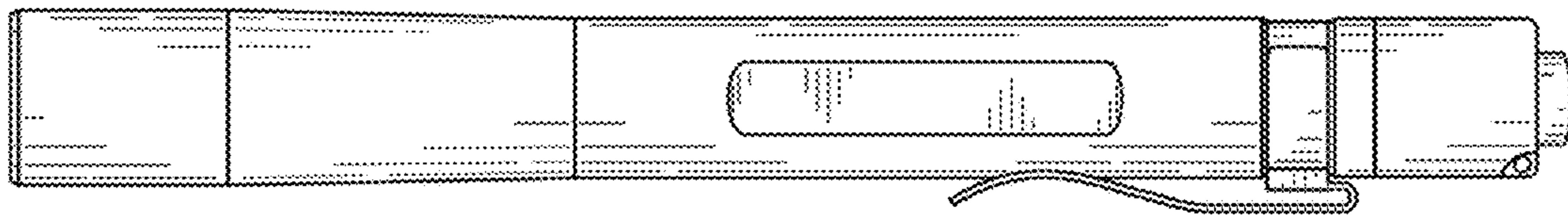


FIG. 5

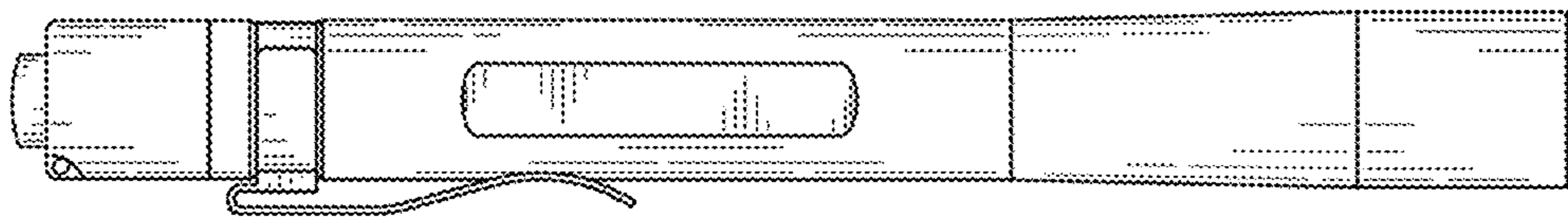


FIG. 6