

US00D799061S

(12) **United States Design Patent**
Rauta et al.

(10) **Patent No.:** **US D799,061 S**
(45) **Date of Patent:** **** Oct. 3, 2017**

- (54) **ACCESS GATE**
- (71) Applicant: **Kone Corporation**, Helsinki (FI)
- (72) Inventors: **Visa Rauta**, Hyvinkää (FI); **Tomi Kapiainen**, Helsinki (FI); **Kim Heikkinen**, Helsinki (FI)
- (73) Assignee: **Kone Corporation**, Helsinki (FI)
- (**) Term: **15 Years**
- (21) Appl. No.: **29/551,005**
- (22) Filed: **Jan. 8, 2016**

D261,434 S *	10/1981	Sugano	D20/2
D275,796 S *	10/1984	Nishida	D25/48.5
7,895,791 B2 *	3/2011	Miller	E06B 11/085 49/31
8,528,253 B2 *	9/2013	Ropelato	E06B 11/085 49/49
8,593,250 B2 *	11/2013	Schorn	G07C 9/00158 235/382
D696,792 S *	12/2013	Cheong	D25/48.5
D729,409 S *	5/2015	Friedli	D25/48.6
D777,346 S *	1/2017	Journet	D25/48.5
2007/0271846 A1 *	11/2007	Miller	E06B 11/085 49/49

- Related U.S. Application Data**
- (62) Division of application No. 29/486,472, filed on Mar. 30, 2014, now Pat. No. Des. 782,700.

- (30) **Foreign Application Priority Data**
- Sep. 30, 2013 (EM) 002318030-0001
- Sep. 30, 2013 (EM) 002318030-0002
- Sep. 30, 2013 (EM) 002318030-0003
- (51) **LOC (10) Cl.** **25-02**
- (52) **U.S. Cl.**
- USPC **D25/48.5**
- (58) **Field of Classification Search**
- USPC D20/2; D25/48.1, 48.3, 48.5, 48.6;
49/42-47, 324; 101/66
- CPC E06B 11/085; E05F 15/649
- See application file for complete search history.

- (56) **References Cited**
- U.S. PATENT DOCUMENTS**
- 4,195,442 A * 4/1980 Keeling E06B 11/085
49/35
- D261,433 S * 10/1981 Sugano D20/2

* cited by examiner

Primary Examiner — Susan Bennett Hattan
Assistant Examiner — Leanne Was-Englehart
 (74) *Attorney, Agent, or Firm* — Clinton H. Wilkinson;
 Charles A. Wilkinson

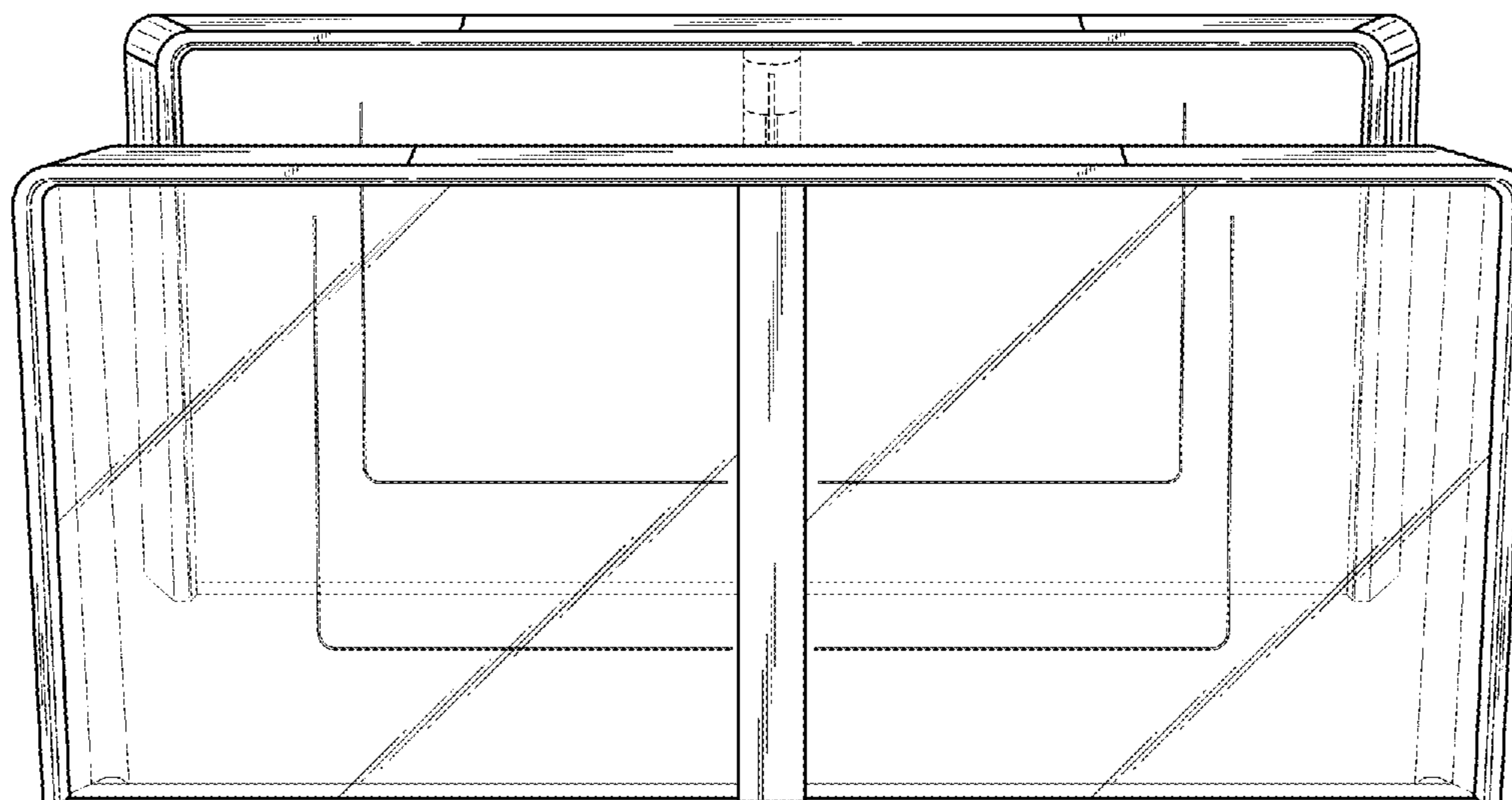
(57) **CLAIM**

We claim the ornamental design for an access gate, as shown and described.

DESCRIPTION

FIG. 1 is a front and back elevation view, which views are mirror images, of an access gate showing our new design; FIG. 2 is a right and left side perspective view thereof, which views are mirror images; FIG. 3 is a right and left side elevation view thereof, which views are mirror images; and, FIG. 4 is top view thereof. The broken lines depict portions of the access gate that form no part of the claimed design.

1 Claim, 3 Drawing Sheets



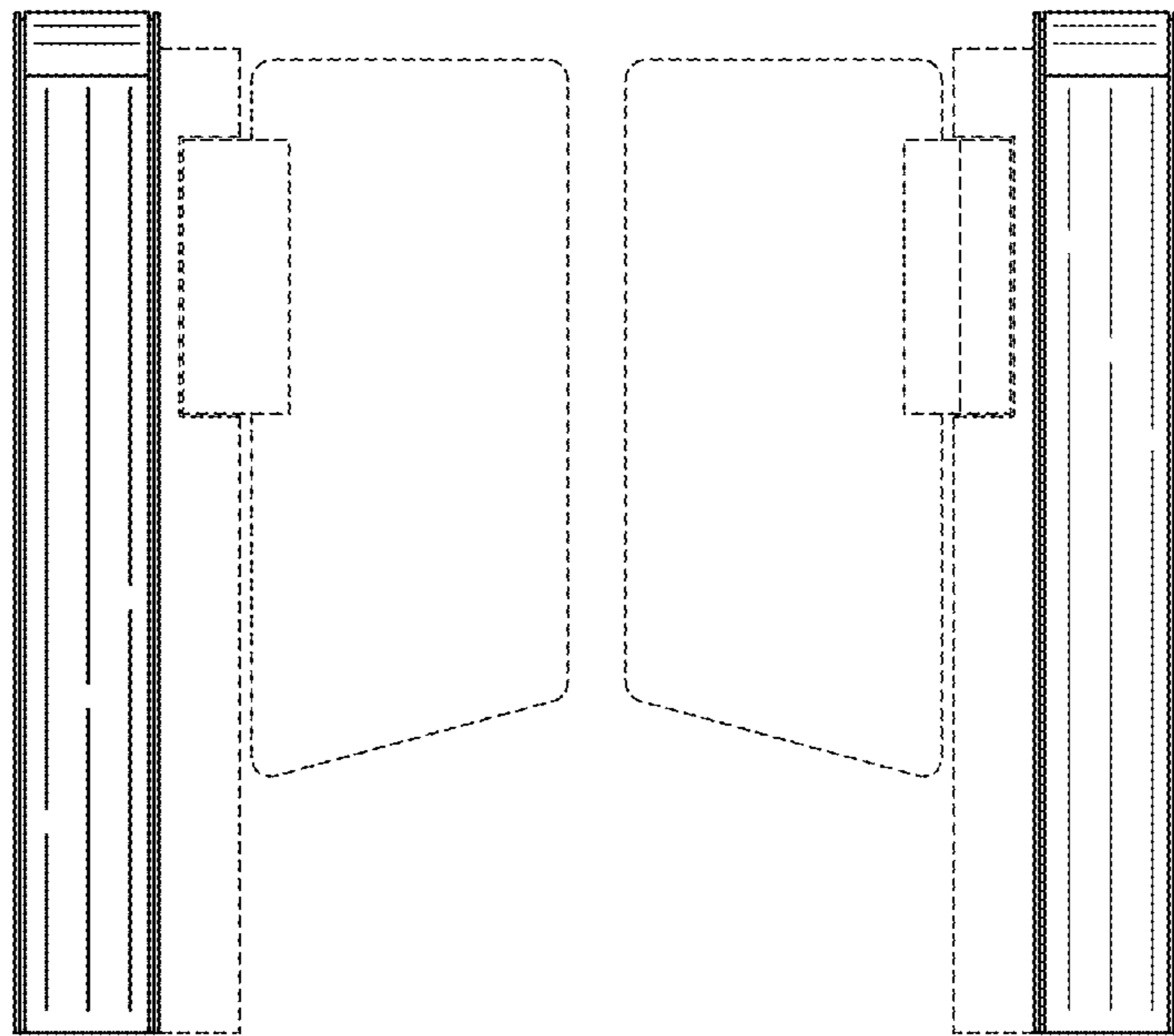


FIG. 1

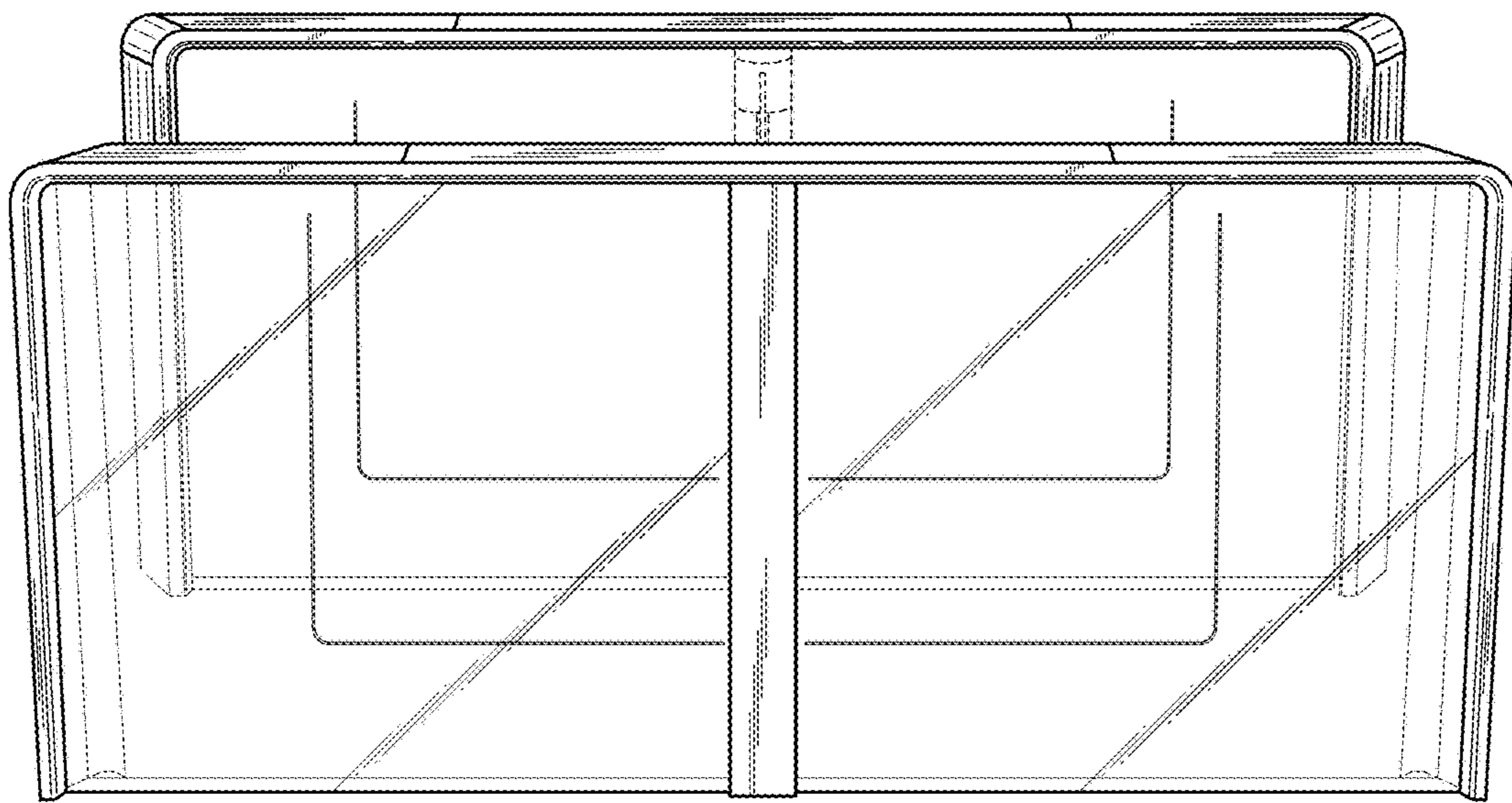


FIG. 2

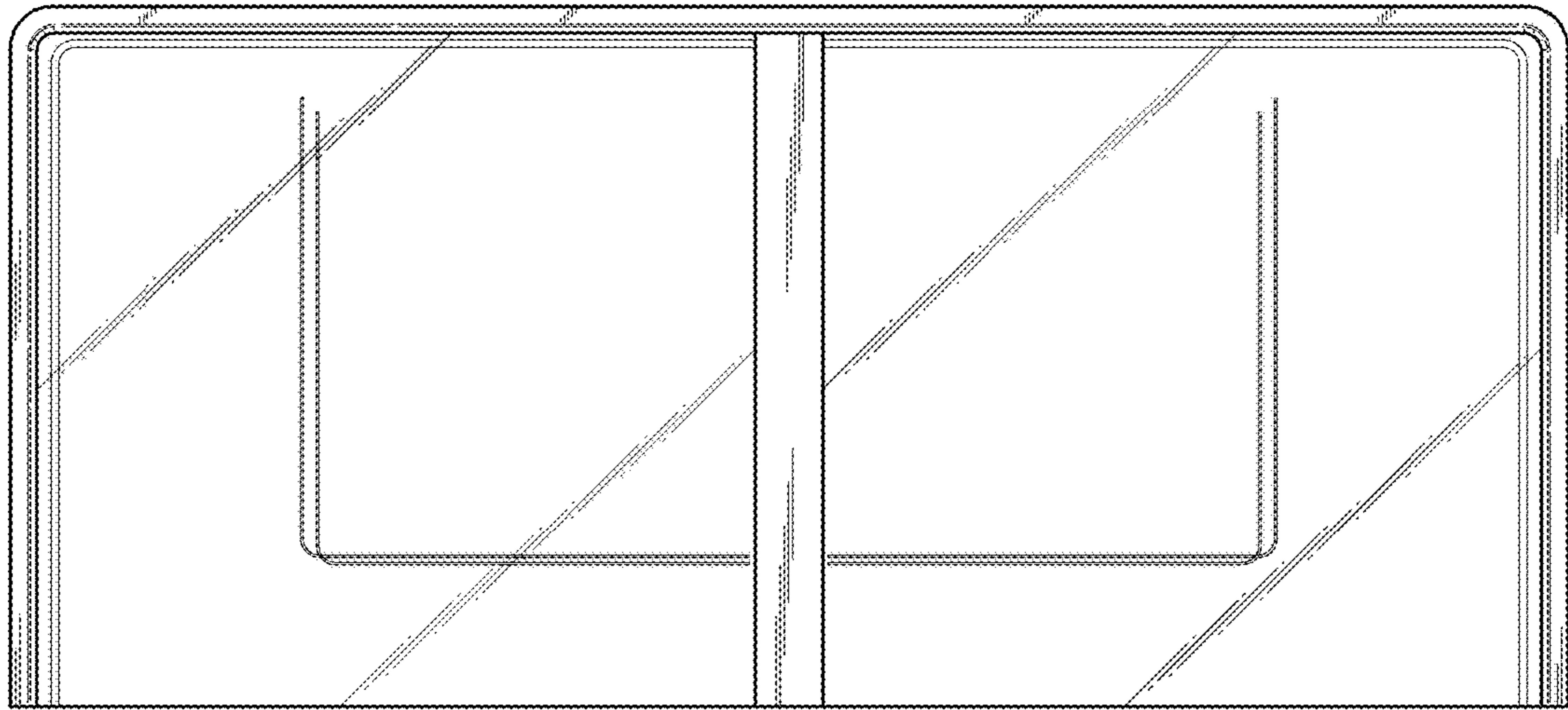


FIG. 3

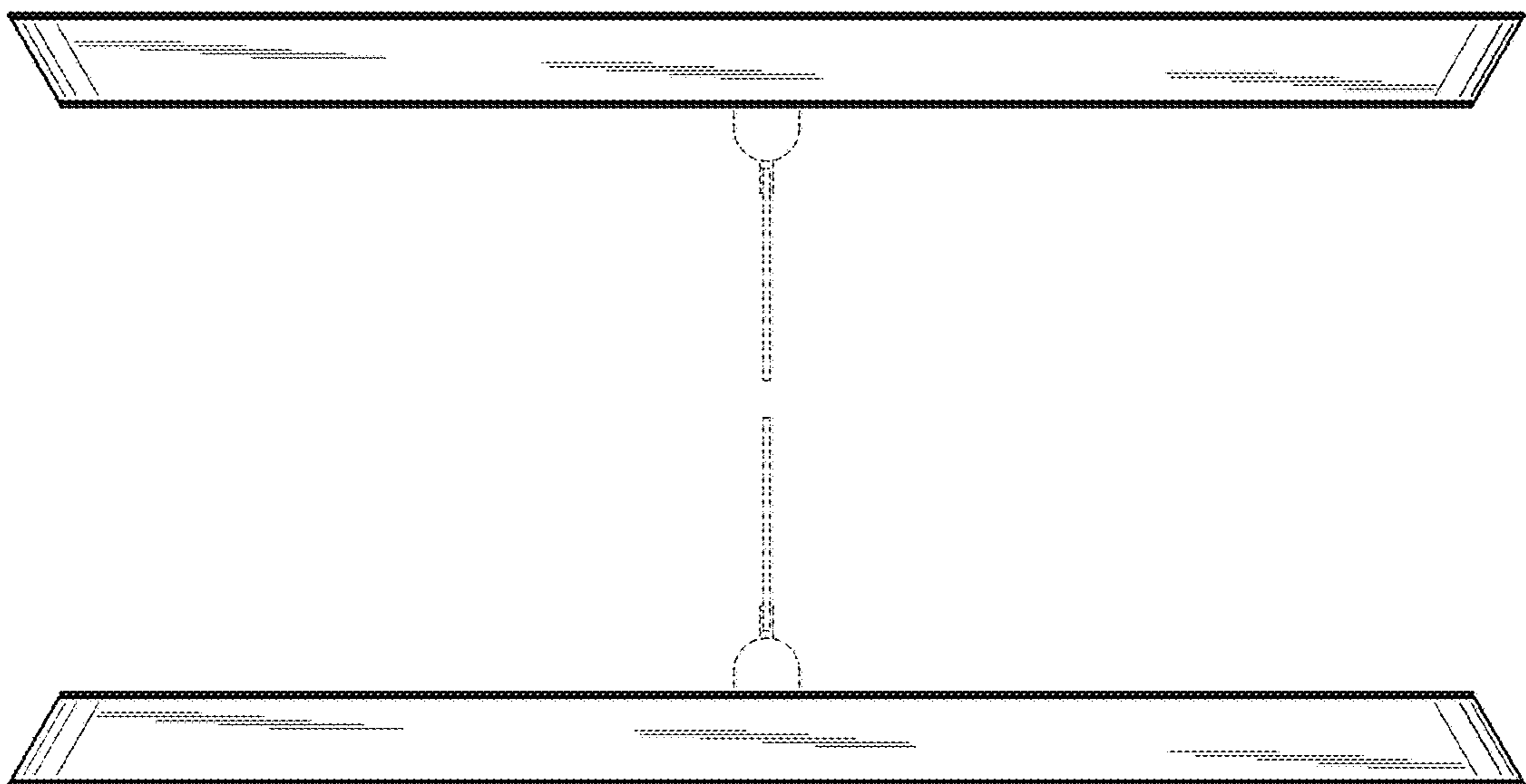


FIG. 4