



US00D799057S

(12) **United States Design Patent** (10) **Patent No.:** **US D799,057 S**  
**Shanafelter et al.** (45) **Date of Patent:** **\*\* Oct. 3, 2017**

(54) **SLIDE RACK** 7,854,892 B2 12/2010 Veiner et al.  
7,945,428 B2 5/2011 Fox et al.  
(71) Applicant: **Abbott Laboratories**, Abbott Park, IL (US) 7,998,409 B2 8/2011 Veiner et al.  
8,161,831 B2 4/2012 Fukuma  
8,262,994 B2 9/2012 Hamada et al.  
(72) Inventors: **Ronald J. Shanafelter**, Fremont, CA (US); **Roger W. Accurso**, Fremont, CA (US) 8,303,902 B2\* 11/2012 Kim ..... B01L 7/00  
206/456  
8,333,123 B2 12/2012 Tatsutani et al.  
8,454,909 B2\* 6/2013 ..... Martinell  
Gispert-Sauch ..... B01L 9/06  
206/564  
(73) Assignee: **Abbott Laboratories**, Abbott Park, IL (US) 8,534,456 B2 9/2013 Kimura et al.  
8,623,657 B2 1/2014 Durack et al.  
8,698,644 B2 4/2014 Okubo  
(\*\*) Term: **15 Years** (Continued)

(21) Appl. No.: **29/549,020**

FOREIGN PATENT DOCUMENTS

(22) Filed: **Dec. 18, 2015**  
(51) **LOC (10) Cl.** ..... **24-02**  
(52) **U.S. Cl.**  
USPC ..... **D24/227**  
(58) **Field of Classification Search**  
USPC ..... D24/227, 225, 229, 216, 107, 224;  
422/562, 561, 563, 560, 50; 211/74,  
211/70.1; 206/307.1, 707, 456, 564  
CPC ..... B01L 7/52; B01L 9/06; B01L 9/52; B01L  
9/065; B01L 9/523; G01N 1/312; G01N  
1/4077

EP 0867724 9/1998  
EP 1152244 11/2001  
EP 1680225 7/2006

*Primary Examiner* — Susan Bennett Hattan  
*Assistant Examiner* — Rebecca Tsehaye  
(74) *Attorney, Agent, or Firm* — Edward J. Baba;  
Bozicevic, Field & Francis LLP

See application file for complete search history.

(57) **CLAIM**

The ornamental design for slide rack, as shown and described.

(56) **References Cited**

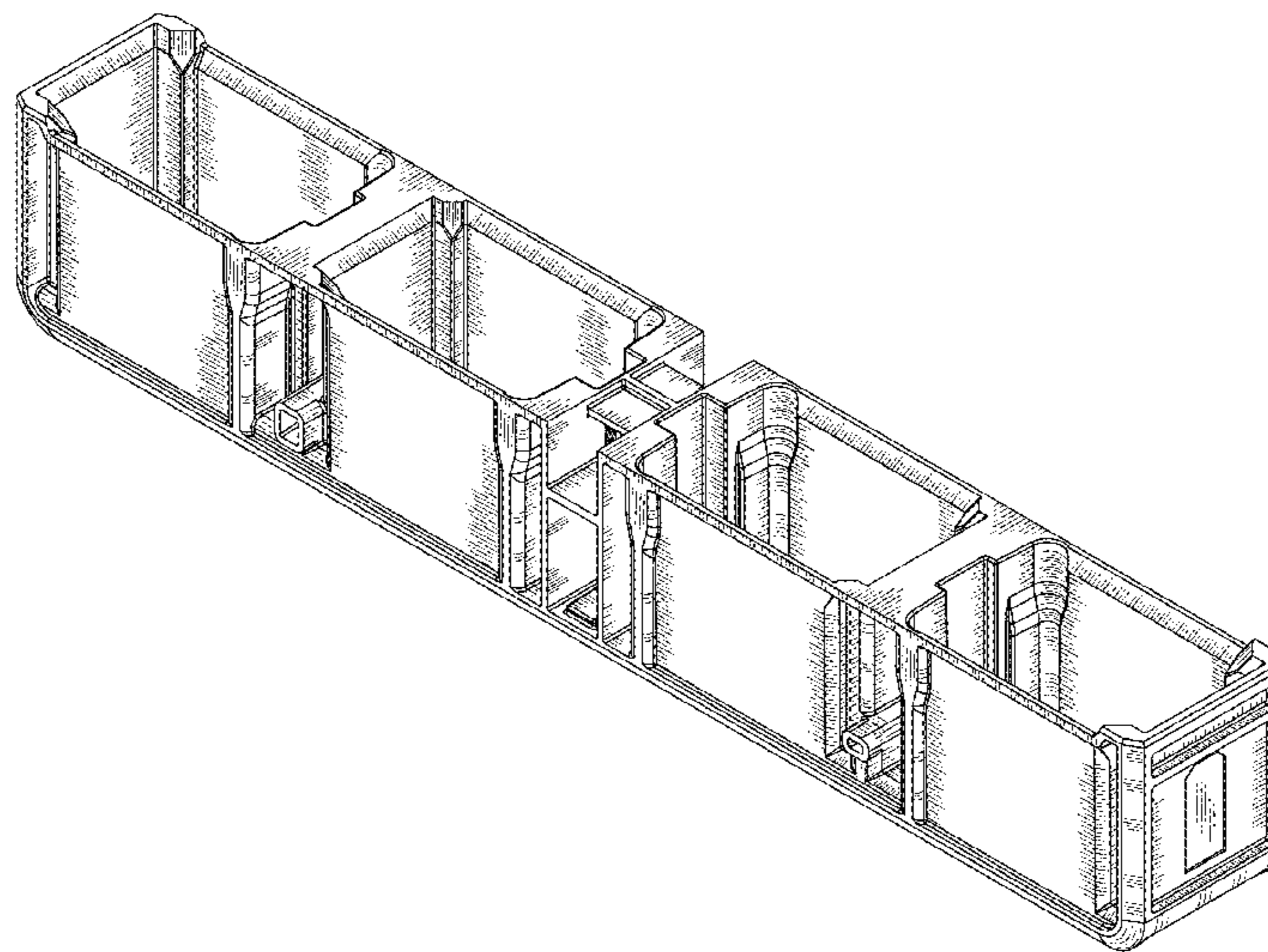
**DESCRIPTION**

U.S. PATENT DOCUMENTS

D337,387 S \* 7/1993 Frenkel ..... D24/224  
6,004,512 A \* 12/1999 Titcomb ..... B01L 7/52  
219/520  
6,019,945 A 2/2000 Ohishi et al.  
D448,087 S \* 9/2001 Regan ..... D24/225  
7,160,514 B2\* 1/2007 Chouinard ..... B65D 25/107  
206/307.1  
7,303,920 B2 12/2007 Stokes et al.  
7,448,487 B2 11/2008 Koike  
7,578,978 B2 8/2009 Justin et al.  
7,850,914 B2 12/2010 Veiner et al.

FIG. 1 is a perspective view of a slide rack;  
FIG. 2 is a top view of the slide rack;  
FIG. 3 is a bottom view of the slide rack;  
FIG. 4 is a front view of the slide rack;  
FIG. 5 is a back view of the slide rack;  
FIG. 6 is a first side view of the slide rack; and,  
FIG. 7 is a second side view of the slide rack.  
The broken lines in the drawings depict a portion of the slide rack that form no part of the claimed design.

**1 Claim, 4 Drawing Sheets**



(56)

**References Cited**

U.S. PATENT DOCUMENTS

8,758,709	B2 *	6/2014	Sage .....	B01L 9/52 422/563
8,772,738	B2	7/2014	Ozasa et al.	
8,844,732	B2 *	9/2014	Wu .....	H05K 13/0069 206/707
8,848,094	B2	9/2014	Li	
8,865,072	B2	10/2014	Nagai et al.	
8,977,030	B2	3/2015	Yamada	
9,040,304	B2	5/2015	Durack et al.	
9,091,803	B2	7/2015	Meng et al.	
9,157,925	B2	10/2015	Yamasaki et al.	
9,243,995	B2	1/2016	Fox et al.	
2004/0114227	A1 *	6/2004	Henderson .....	B01L 9/52 359/391
2008/0098830	A1 *	5/2008		Martinell
			Gispert-Sauch .....	B01L 9/06 73/864.91
2008/0137282	A1 *	6/2008	Wu .....	G06F 1/187 361/679.39
2013/0272931	A1 *	10/2013	Chien .....	B01L 3/5085 422/547
2015/0202910	A1 *	7/2015	Machida .....	B01L 9/52 206/425
2015/0205089	A1 *	7/2015	Machida .....	G01N 1/312 359/391
2015/0323776	A1 *	11/2015	Dyson-Holland .....	G01N 1/312 348/79
2016/0202157	A1 *	7/2016	Fawcett .....	G01N 1/4077 422/527

\* cited by examiner

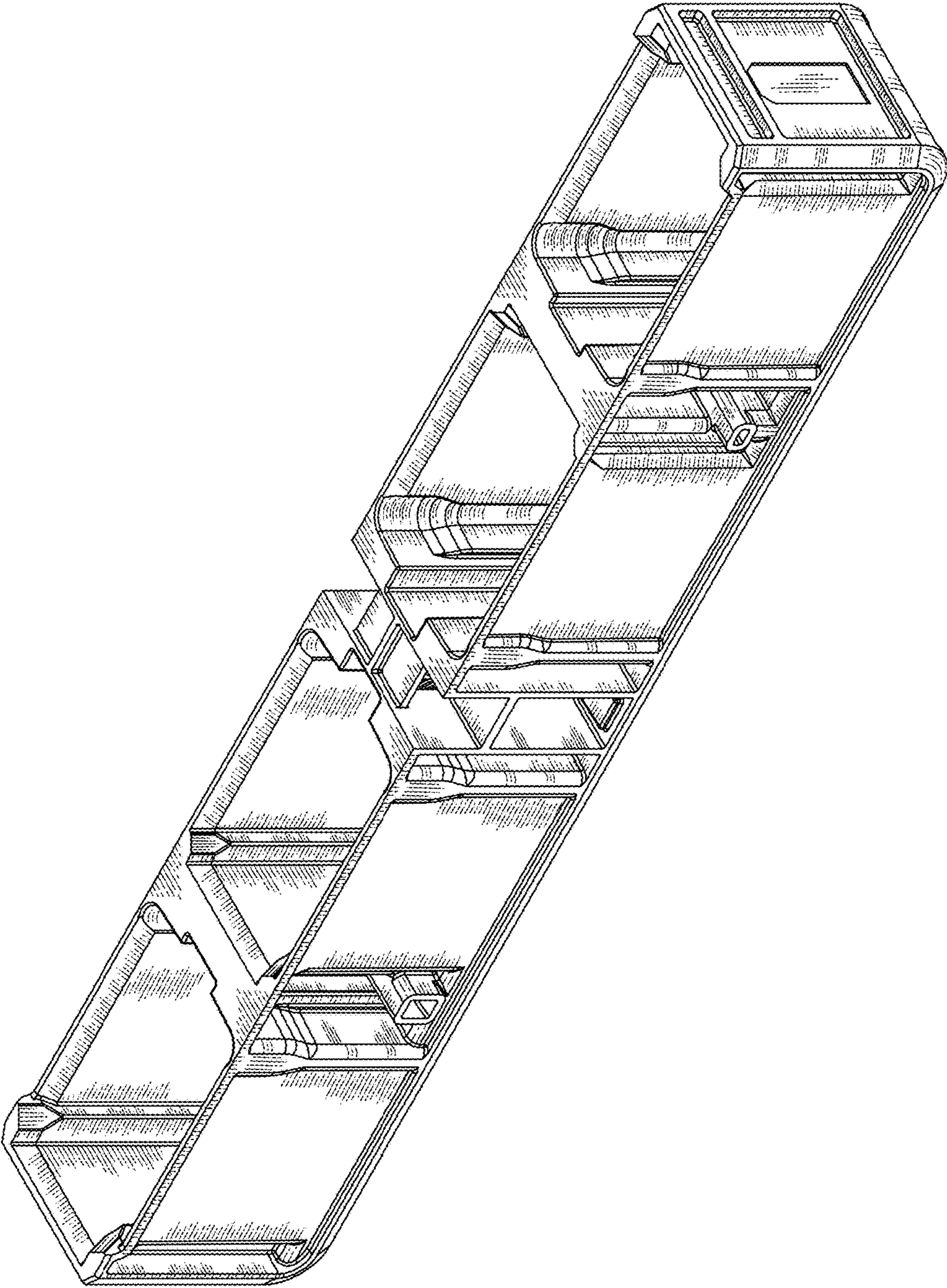


FIG. 1

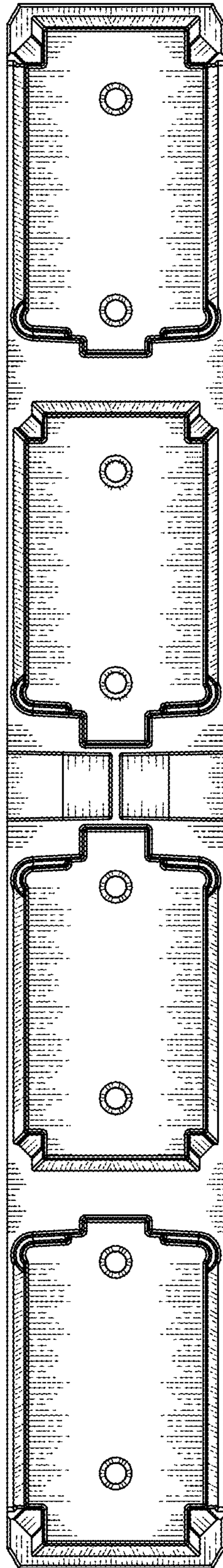


FIG. 2

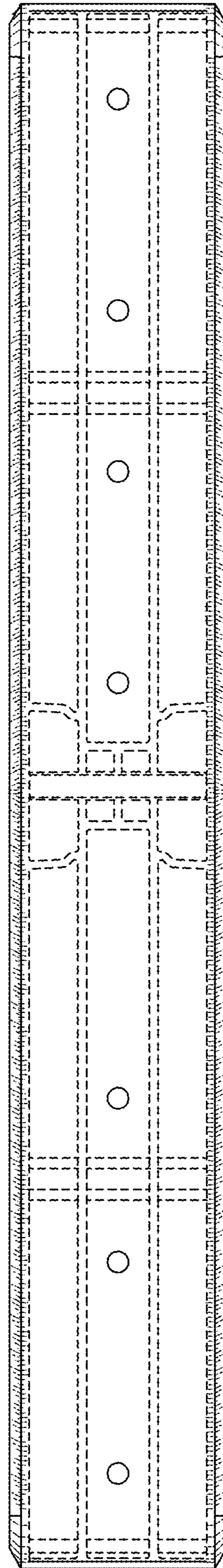


FIG. 3

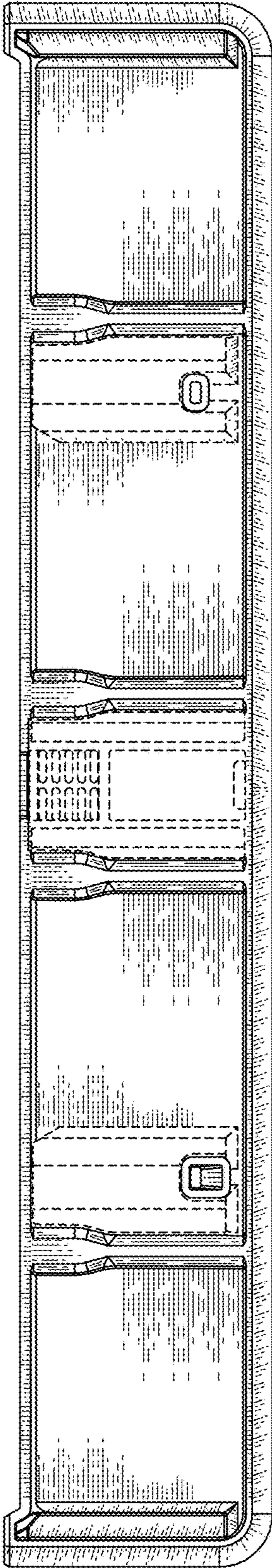


FIG. 4

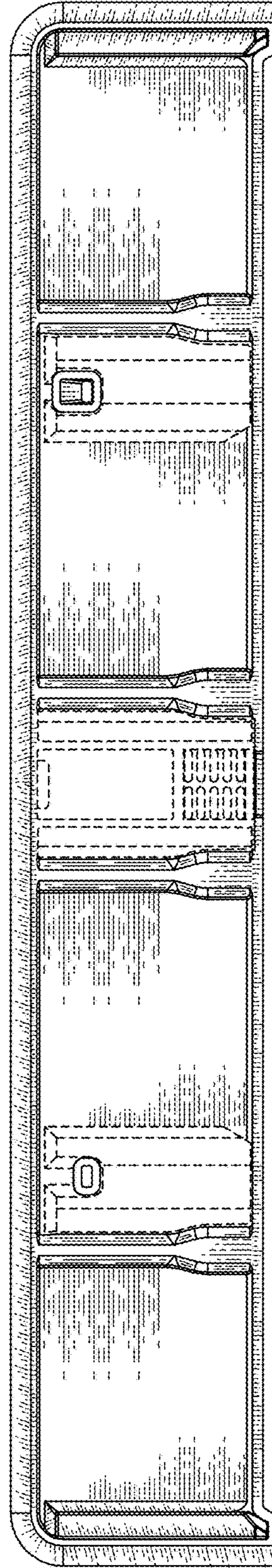


FIG. 5

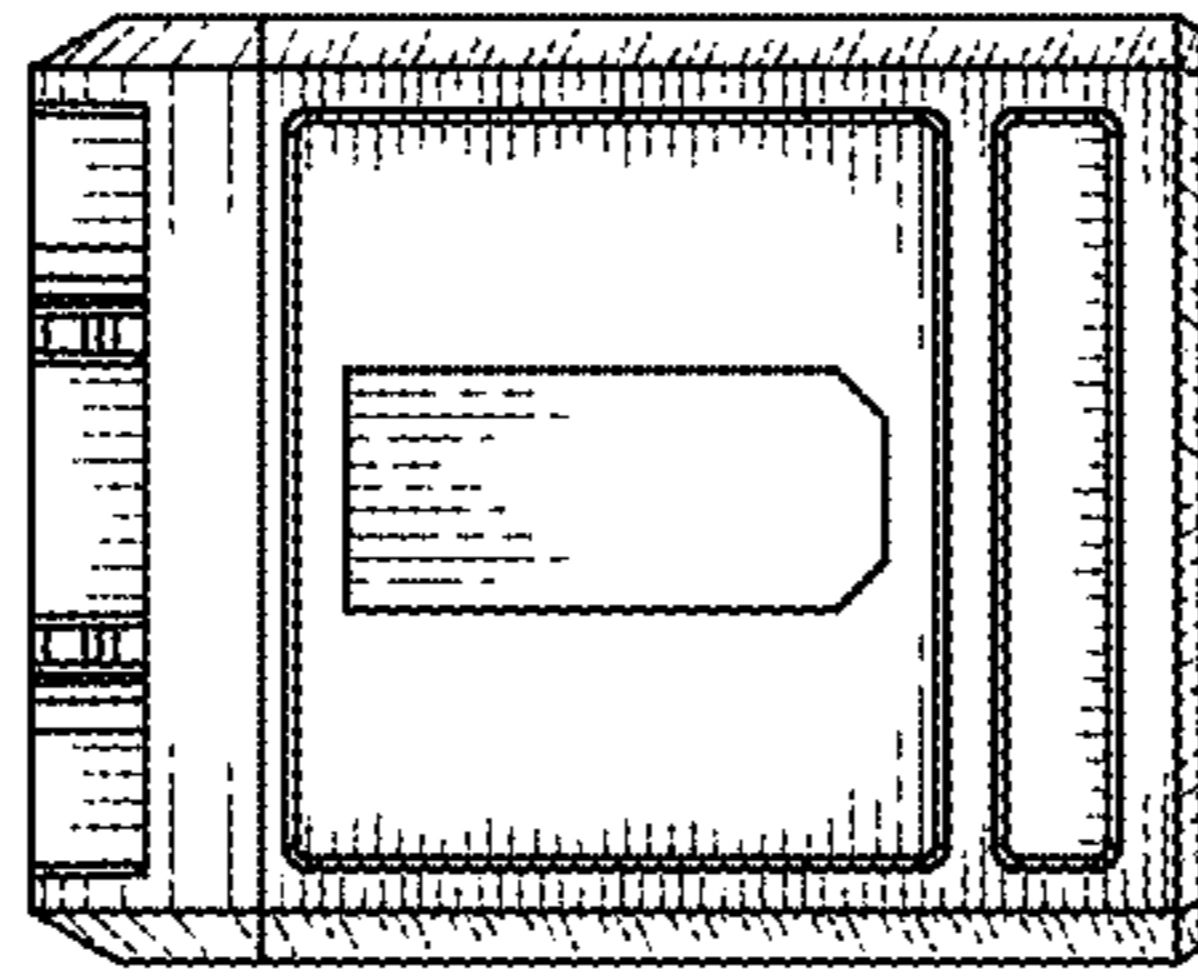


FIG. 6

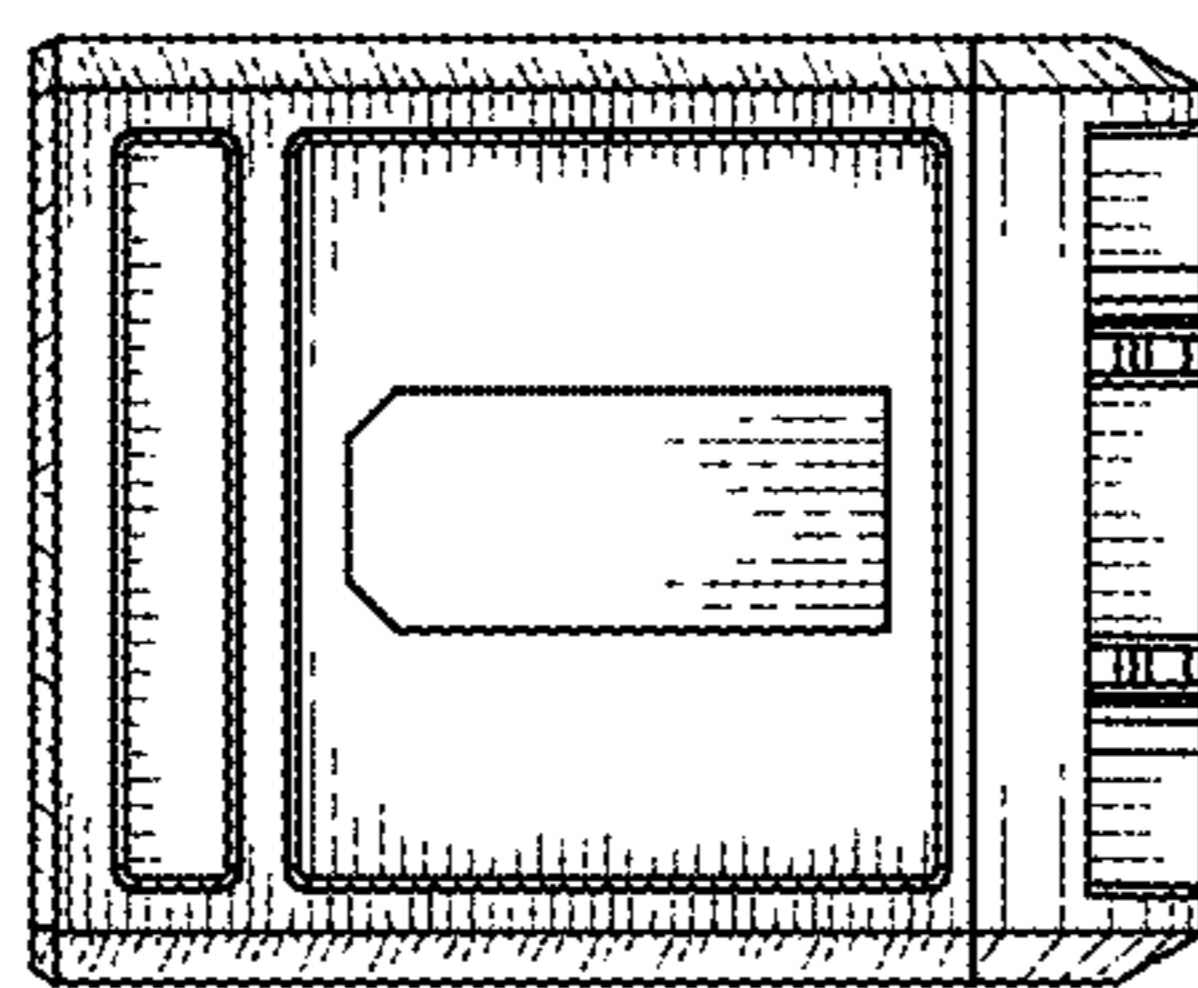


FIG. 7