



US00D799056S

(12) **United States Design Patent** (10) **Patent No.:** **US D799,056 S**
Bourgeois et al. (45) **Date of Patent:** **** Oct. 3, 2017**

(54) **CARTRIDGE**

(71) Applicant: **Accelerate Diagnostics, Inc.**, Tucson, AZ (US)

(72) Inventors: **Solene Bourgeois**, San Francisco, CA (US); **Phillip C. Halbert**, San Francisco, CA (US); **Kyle A. Koning**, San Francisco, CA (US); **Kevin Marshall**, Tucson, AZ (US); **Austin Ashby**, Tucson, AZ (US); **Matthew Ketterer**, Tucson, AZ (US); **Josh Harrison**, Tucson, AZ (US)

(73) Assignee: **Accelerate Diagnostics, Inc.**, Tucson, AZ (US)

(**) Term: **15 Years**

(21) Appl. No.: **29/583,756**

(22) Filed: **Nov. 8, 2016**

Related U.S. Application Data

(62) Division of application No. 29/525,007, filed on Apr. 24, 2015, now Pat. No. Des. 773,685.

(51) **LOC (10) Cl.** **24-02**

(52) **U.S. Cl.**

USPC **D24/224**

(58) **Field of Classification Search**

USPC D24/169, 216, 223-227, 230, 232-233; D10/81; 422/64, 68.1, 72-73, 400-401, 422/404, 408, 412, 417, 422, 500, 422/502-506, 552, 554, 559, 562; 436/165-166, 180, 501, 518; 435/283.1, 435/287.1, 287.2, 288.5, 288.7, 6.11, 435/289.1, 6.12, 29, 34, 4-5, 6.19, 7.1, 435/1.2; 204/403.01, 411, 450-453, 601; 356/246; 506/7, 9, 13, 18, 32, 33, 39; 73/864.91

CPC A61B 10/0045; A61B 10/0096; A01N 1/0247; B01D 19/0031; B01J 19/0046; B01J 19/0093; B01L 7/52; B01L 7/525; B01L 7/5255; B01L 9/52; B01L 9/523;

B01L 9/527; B29C 66/61; C12M 23/16; C12Q 1/40; C12Q 1/686; C12Q 1/6813; C12Q 1/6837; G01N 1/36; G01N 15/1484; G01N 21/01; G01N 21/03; G01N 21/07; G01N 21/6428; G01N 21/8483; G01N

(Continued)

(56) **References Cited**

U.S. PATENT DOCUMENTS

D299,859 S * 2/1989 Fan D24/225
5,147,609 A 9/1992 Grenner

(Continued)

OTHER PUBLICATIONS

Accelerate Instrument Images, 3 pages (May 5, 2014), Located in Parent Application.

Primary Examiner — Karen Kearney

Assistant Examiner — Mark Cavanna

(74) *Attorney, Agent, or Firm* — Klarquist Sparkman, LLP

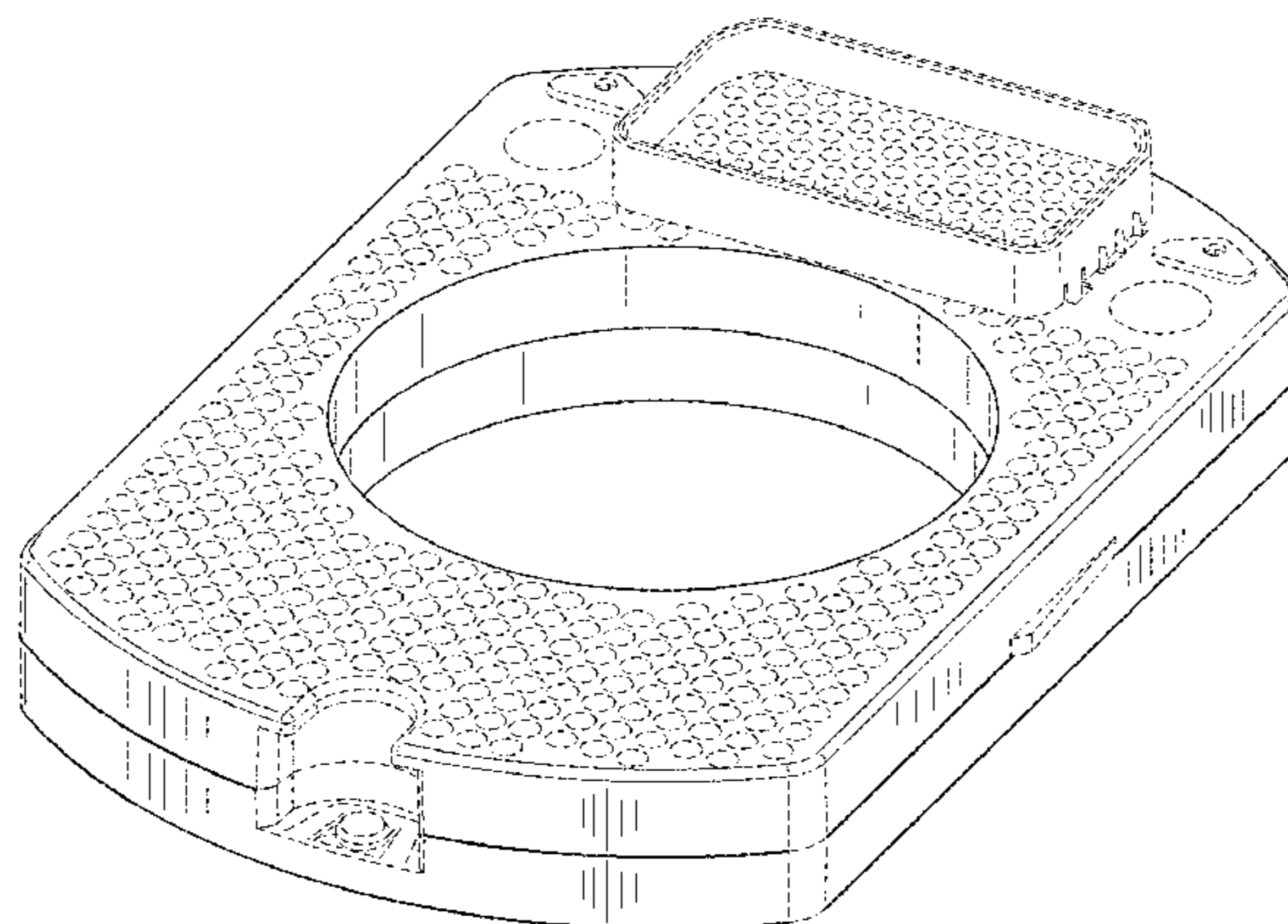
(57) **CLAIM**

The ornamental design for a cartridge, as shown and described.

DESCRIPTION

FIG. 1 is a perspective view of a cartridge showing our new design;
FIG. 2 is a front view of the cartridge of FIG. 1;
FIG. 3 is a rear view of the cartridge of FIG. 1;
FIG. 4 is a right side view of the cartridge of FIG. 1;
FIG. 5 is a left side view of the cartridge of FIG. 1;
FIG. 6 is a top view of the cartridge of FIG. 1; and,
FIG. 7 is a bottom view of the cartridge of FIG. 1.

(Continued)



The broken lines are included for the purpose of illustrating portions of the cartridge that form no part of the claimed design.

1 Claim, 6 Drawing Sheets

(58) **Field of Classification Search**

CPC 21/00029; G01N 21/6452; G01N 21/6458;
G01N 21/78; G01N 21/253; G01N
21/658; G01N 27/4145; G01N 27/44717;
G01N 33/00; G01N 33/00029; G01N
33/94; G01N 33/558; G01N 33/54366;
G01N 33/53; G01N 33/5438; G01N
33/54386; G01N 33/5302

See application file for complete search history.

(56) **References Cited**

U.S. PATENT DOCUMENTS

D331,807 S 12/1992 Sodergren
D366,938 S * 2/1996 Shartle D24/223
D411,308 S 6/1999 Pandey et al.
D419,152 S 1/2000 Lowenstein
D429,733 S 8/2000 Jones et al.
D435,853 S 1/2001 Mehta et al.
D436,991 S 1/2001 Morgante
6,315,021 B1 11/2001 Lee et al.
6,321,811 B1 11/2001 Atkinson et al.
D456,082 S 4/2002 Bouse et al.
6,408,918 B1 6/2002 Hummell et al.
D461,561 S 8/2002 Pham
D461,906 S 8/2002 Pham
D468,441 S 1/2003 Pham
6,534,142 B1 3/2003 Hummell et al.
D472,644 S 4/2003 Dawson et al.
6,672,355 B2 1/2004 Hummell et al.
D497,209 S * 10/2004 Ukon D24/216
D503,404 S 3/2005 Wood
D513,419 S 1/2006 Morrison et al.
D516,214 S 2/2006 Tang
D524,449 S * 7/2006 Emerson D24/233
D528,215 S 9/2006 Malmsater
D530,011 S 10/2006 Tang
D531,321 S 10/2006 Godfrey et al.
D540,953 S * 4/2007 Ramel D24/224
D545,125 S 6/2007 Dodge et al.
D565,742 S * 4/2008 Parunak D24/224
D566,291 S * 4/2008 Parunak D24/224
D568,389 S 5/2008 Hammad
D571,856 S 6/2008 Hammad et al.
D574,006 S 7/2008 Stachura et al.
D593,152 S 5/2009 Hammad et al.
7,727,472 B2 * 6/2010 Nagaoka G01N 21/07
422/547

D621,630 S 8/2010 Curtis
D633,209 S * 2/2011 Boessneck D24/169
D639,976 S 6/2011 Francis et al.
D639,977 S 6/2011 Francis et al.
D640,389 S 6/2011 Francis et al.
D655,424 S 3/2012 Castanon et al.
D668,350 S 10/2012 Rowley
D668,779 S 10/2012 Khan et al.
D669,594 S * 10/2012 Cao D24/216
D686,311 S * 7/2013 Mori D24/108
D691,411 S 10/2013 Nemeth
D692,578 S * 10/2013 Kikuhara D24/216
D699,369 S * 2/2014 Fonseca D24/224
D700,711 S * 3/2014 Kikuhara D24/216
D702,364 S 4/2014 Iqbal et al.
D704,854 S 5/2014 Wainwright et al.
D722,385 S * 2/2015 Fonseca D24/224
8,992,865 B2 * 3/2015 Bosma B01L 3/502
422/402
D734,482 S 7/2015 Peterman et al.
D735,877 S * 8/2015 Chang D24/216
D761,435 S 7/2016 Mizuno
D771,833 S * 11/2016 Leaver D24/224
D772,427 S * 11/2016 Leaver D24/224
D784,551 S * 4/2017 Todd D24/224
2003/0180815 A1 * 9/2003 Rawson G01N 33/558
435/287.2
2004/0208785 A1 * 10/2004 Seto G01N 33/48757
422/400
2008/0085213 A1 * 4/2008 Wu G01N 33/48714
422/68.1
2011/0034758 A1 * 2/2011 Shany B01L 3/502715
435/287.1
2013/0052748 A1 * 2/2013 Campbell G01N 33/558
436/501
2013/0130262 A1 * 5/2013 Battrell B01L 3/50273
435/6.12
2013/0280698 A1 * 10/2013 Propper G01N 33/5302
435/5
2014/0017124 A1 * 1/2014 Lee B01L 3/502
422/69
2015/0266018 A1 * 9/2015 Sangha B01L 3/508
435/6.1
2016/0038934 A1 * 2/2016 Gweon B01L 3/502715
422/81
2016/0097763 A1 * 4/2016 Powers G01N 33/5302
435/7.1
2016/0130640 A1 * 5/2016 Wright B01L 3/502738
506/39
2016/0175836 A1 * 6/2016 Taylor B01L 3/50273
435/287.2
2016/0175840 A1 * 6/2016 Ingber B01L 3/502707
422/502
2016/0375438 A1 * 12/2016 Marcy B01L 3/502738
506/39
2017/0199182 A1 * 7/2017 Lee G01N 33/54373

* cited by examiner

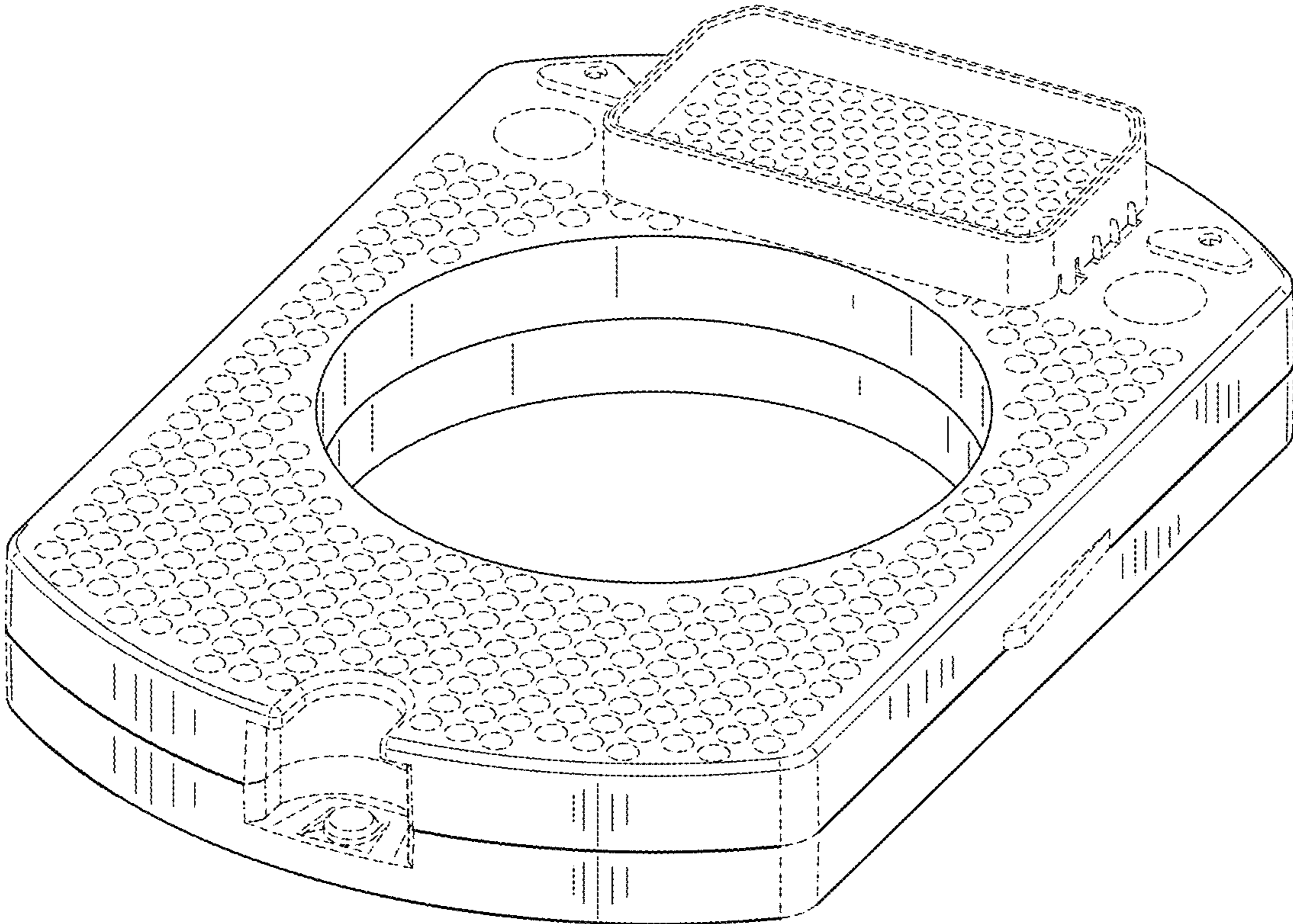


FIG.1

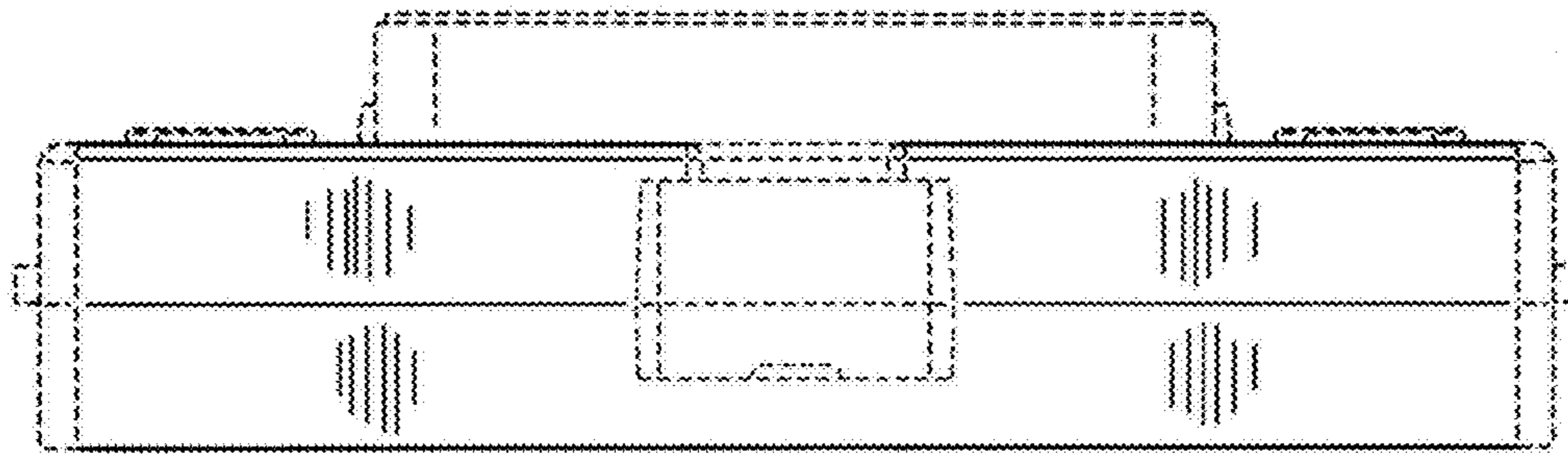


FIG. 2

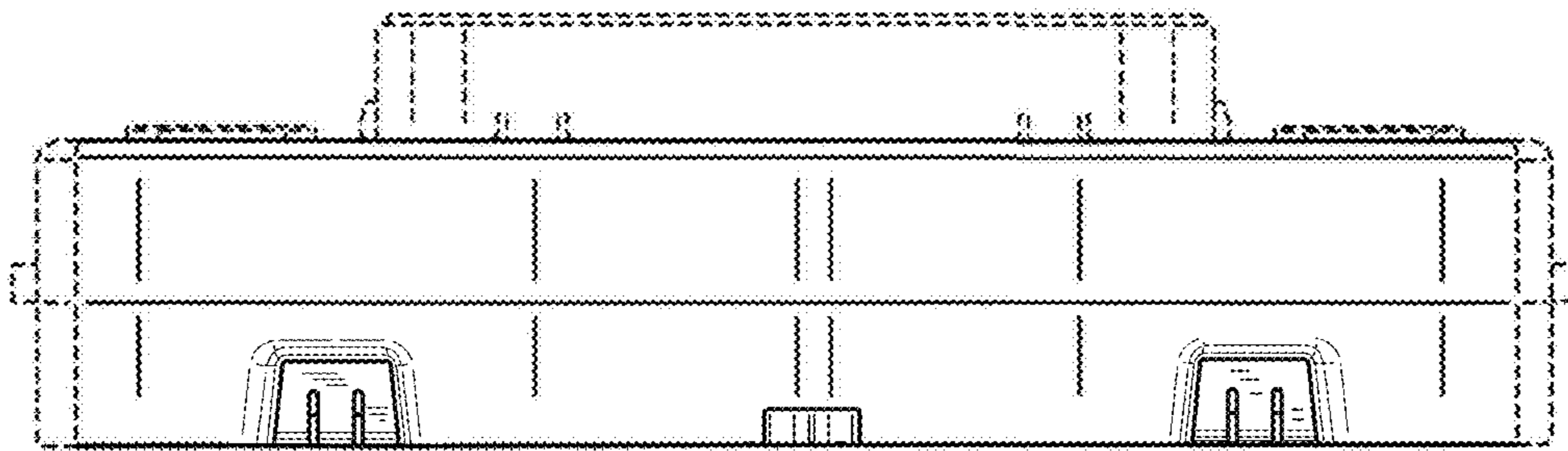


FIG. 3

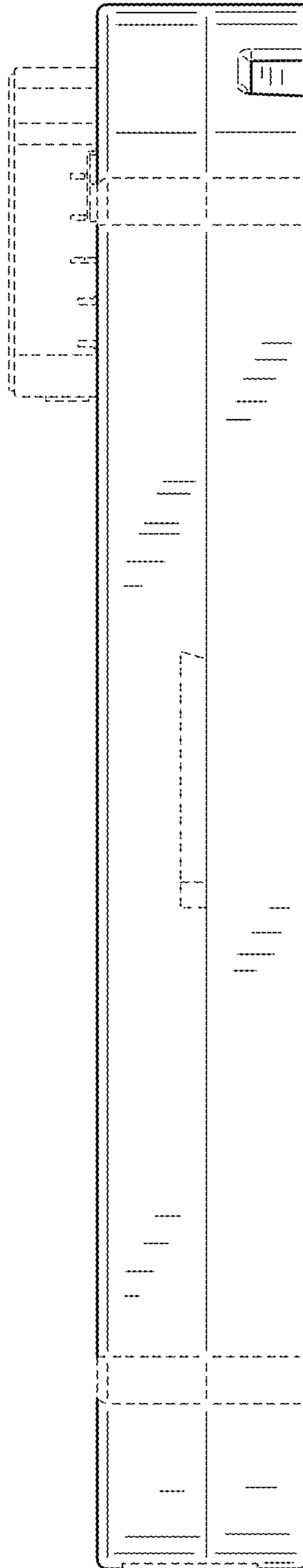


FIG.4

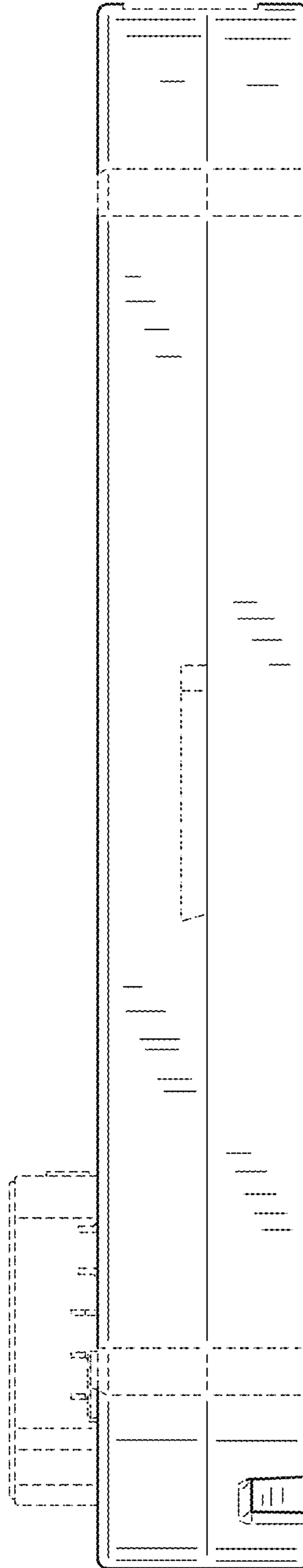


FIG.5

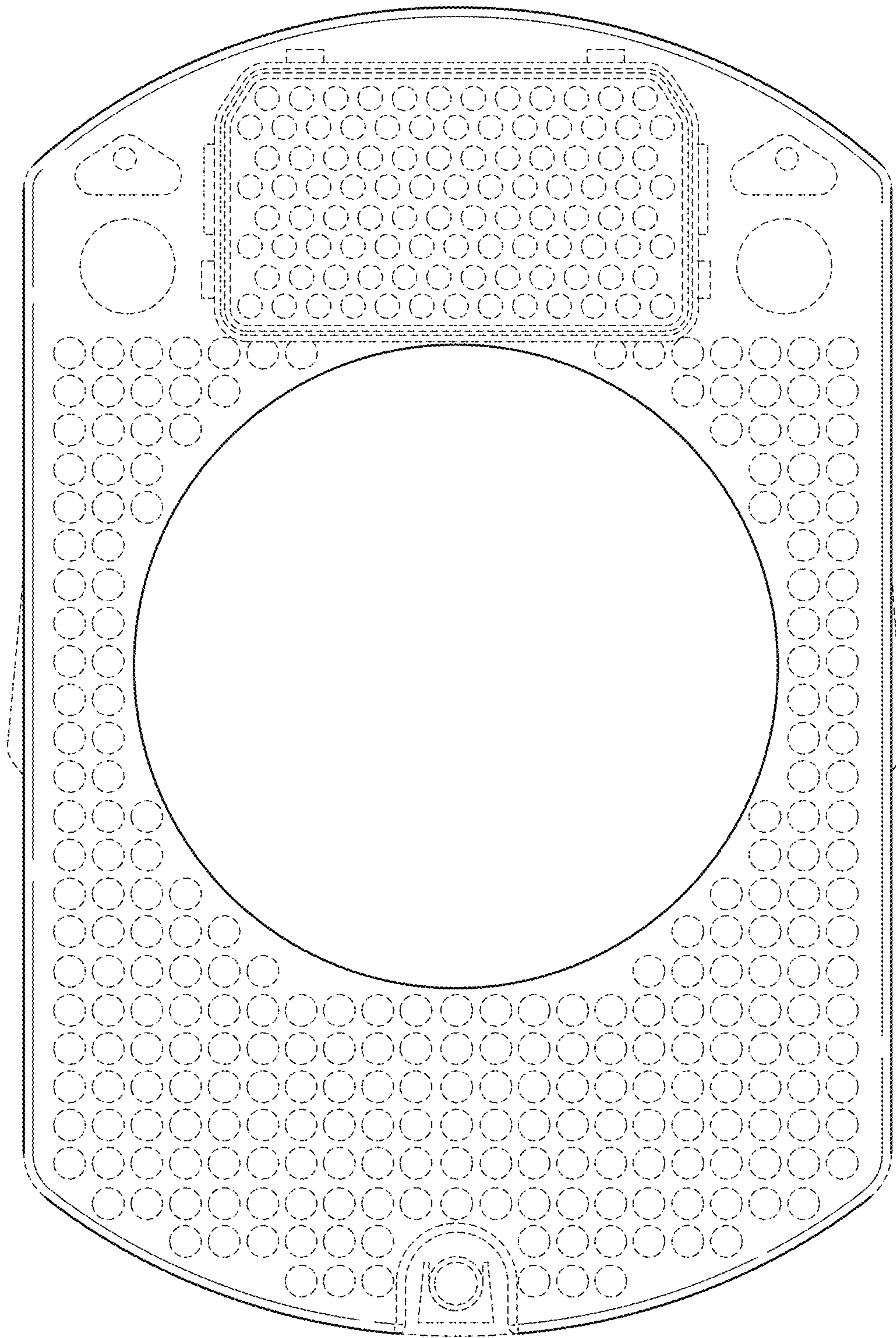


FIG.6

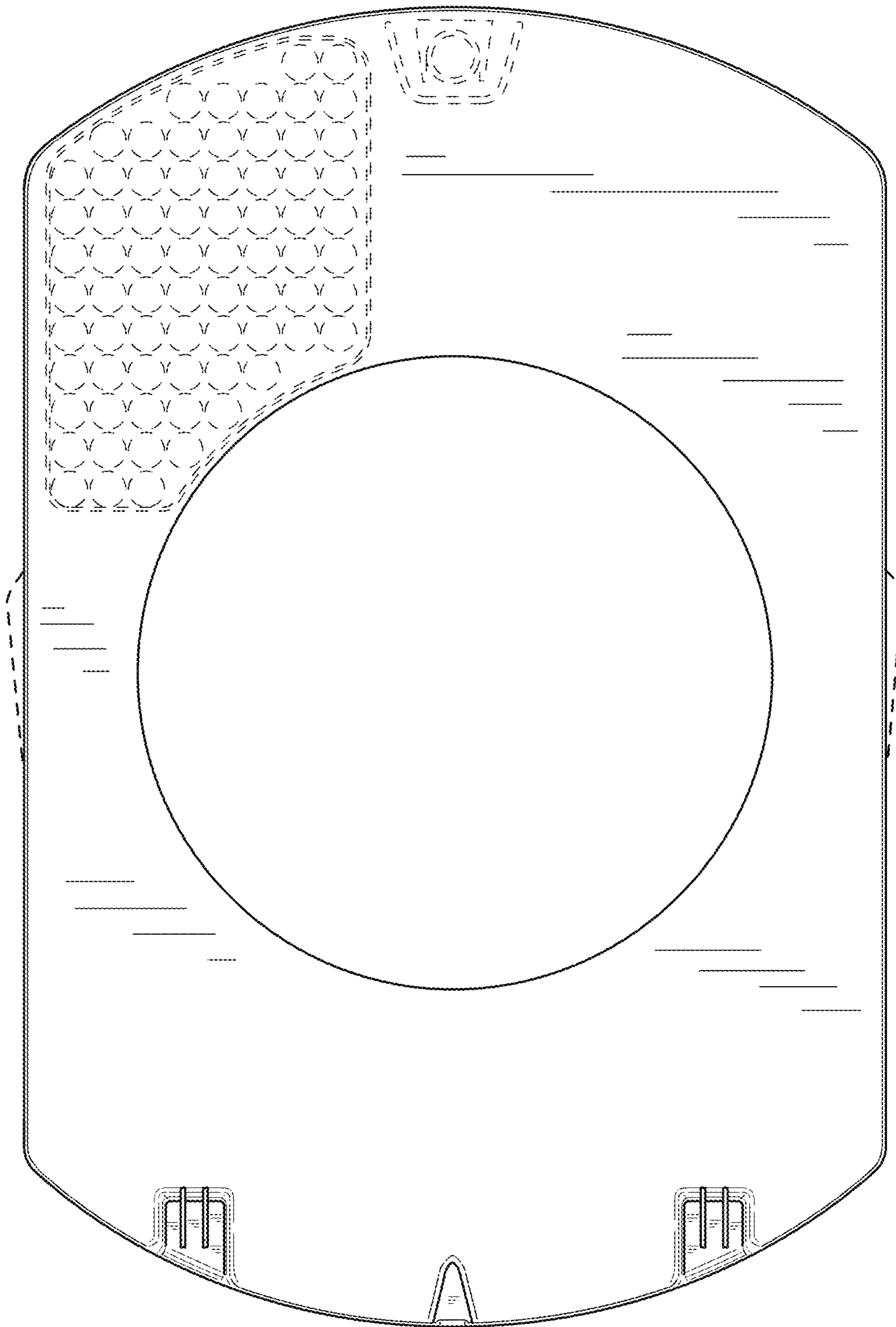


FIG.7