



US00D799054S

(12) **United States Design Patent**
Berg

(10) **Patent No.:** **US D799,054 S**

(45) **Date of Patent:** **** Oct. 3, 2017**

(54) **COOLING PAD**

(71) Applicant: **Braincool AB**, Lund (SE)

(72) Inventor: **Jon Berg**, Dalby (SE)

(73) Assignee: **Braincool AB**, Lund (SE)

(**) Term: **15 Years**

(21) Appl. No.: **29/565,327**

(22) Filed: **May 19, 2016**

(30) **Foreign Application Priority Data**

Nov. 19, 2015 (EM) 002871152-0001

(51) **LOC (10) Cl.** **24-02**

(52) **U.S. Cl.**
USPC **D24/208**

(58) **Field of Classification Search**

USPC D24/206-208, 200, 187-189; D5/66;
D9/661, 655; D11/151, 121; D20/26

CPC A61F 7/00; A61F 7/02; A61F 7/086; A61F
7/10; A61F 7/103; A61F 7/106; A61F
2007/0001; A61F 2007/0002

See application file for complete search history.

(56) **References Cited**

U.S. PATENT DOCUMENTS

D273,517 S * 4/1984 Medlin D24/206

D492,789 S * 7/2004 Stassi D24/207
D682,438 S * 5/2013 Olson D24/200
2016/0354232 A1* 12/2016 Rozental A61F 7/10

* cited by examiner

Primary Examiner — Wan Laymon

(74) *Attorney, Agent, or Firm* — Merchant & Gould P.C.

(57) **CLAIM**

The ornamental design for a cooling pad, as shown and described.

DESCRIPTION

FIG. 1 is a perspective top and side view of a cooling pad according to the present invention

FIG. 2 is a top view of the cooling pad according to FIG. 1. FIG. 3 is a bottom view of the cooling pad according to FIG. 1.

FIG. 4 is a side view of the cooling pad according to FIG. 1.

FIG. 5 is an opposite side view of the cooling pad according to FIG. 1.

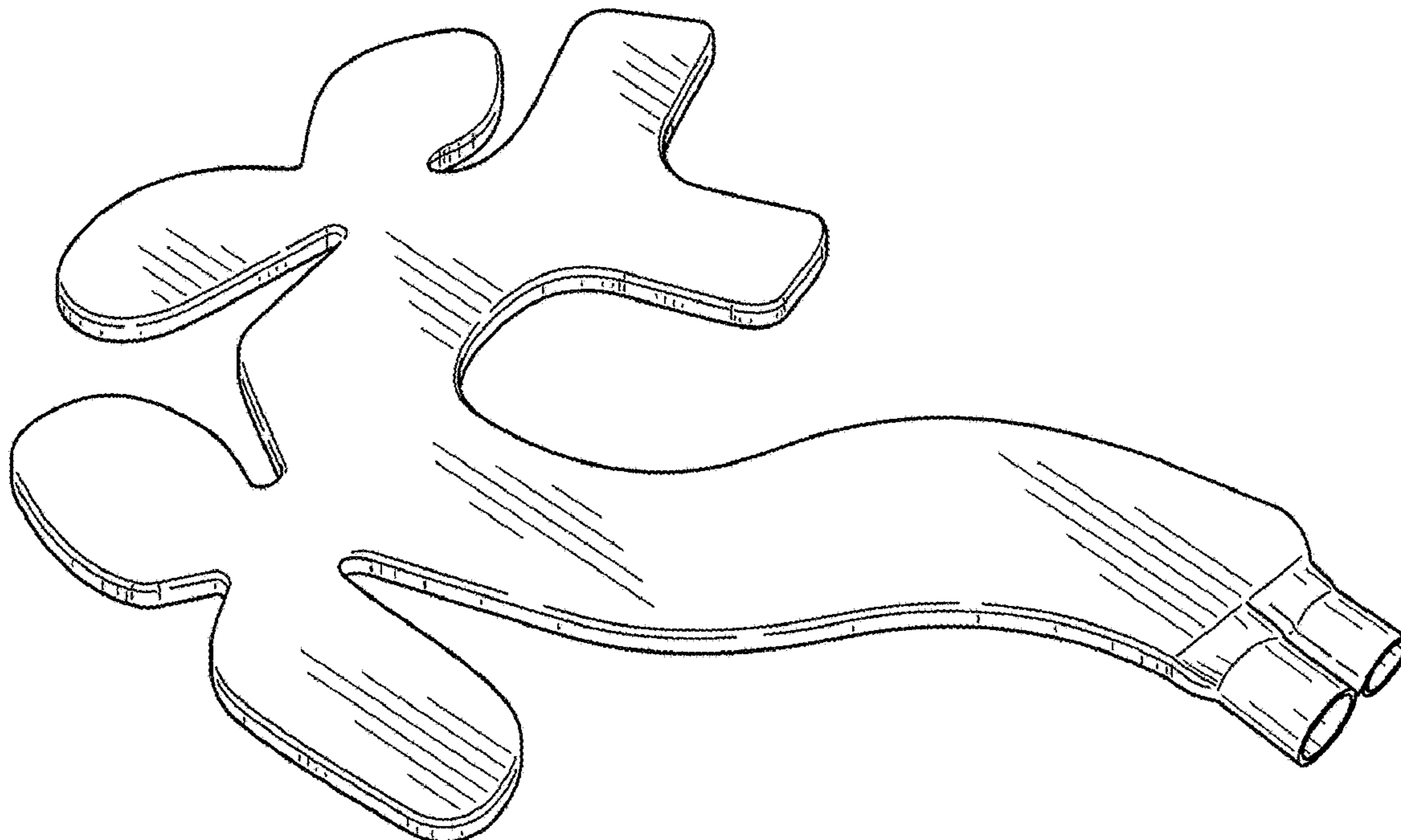
FIG. 6 is an end view of the cooling pad according to FIG. 1; and,

FIG. 7 is an opposite end view of the cooling pad according to FIG. 1.

The portions of the cooling pad shown in broken lines form no part of the claimed design.

The item shown in the Figures is a medical device provided in the form of a cooling pad for cooling a head.

1 Claim, 4 Drawing Sheets



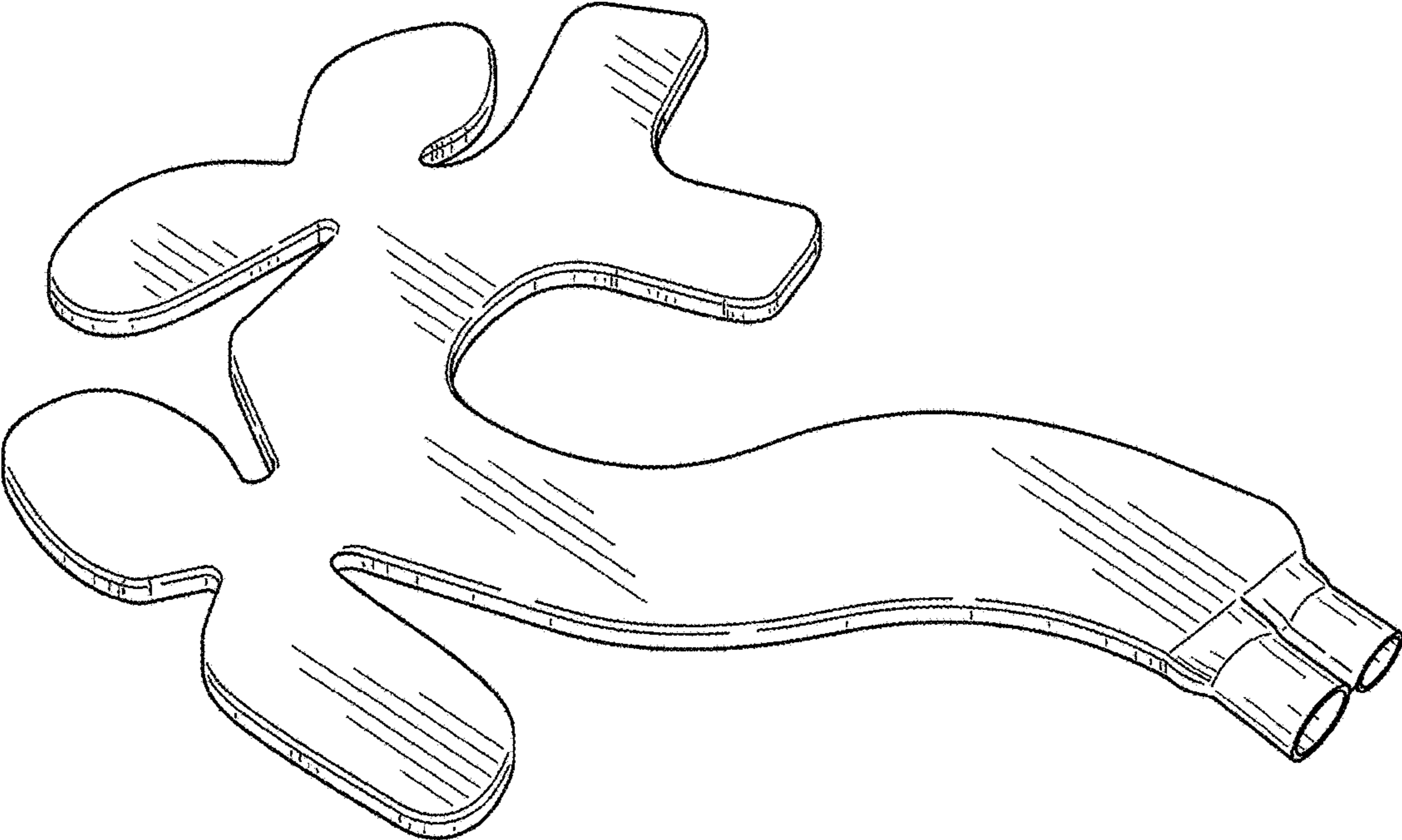


FIG. 1

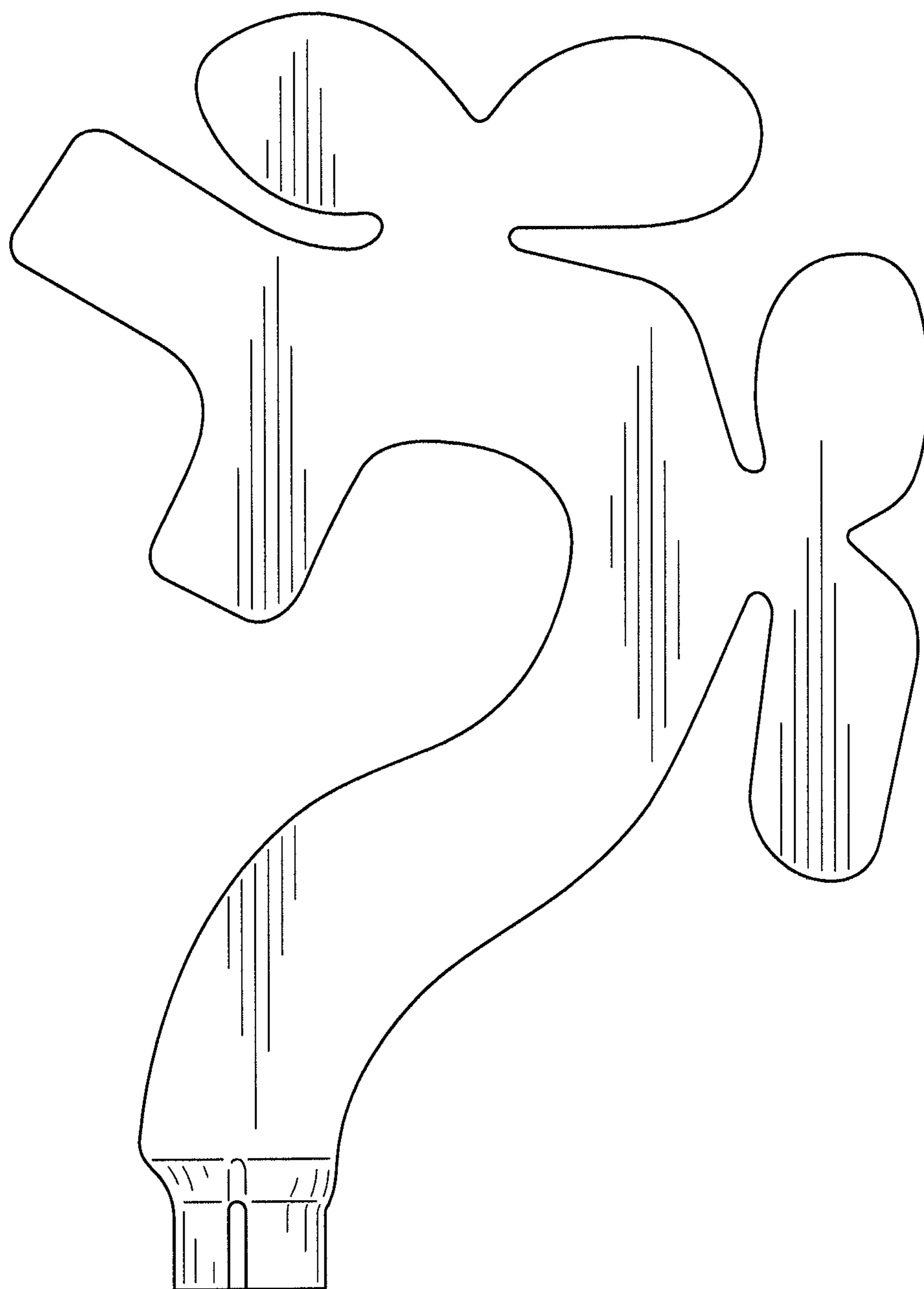


FIG. 2




FIG. 3

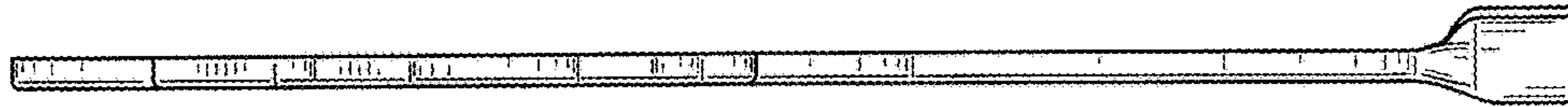


FIG. 4

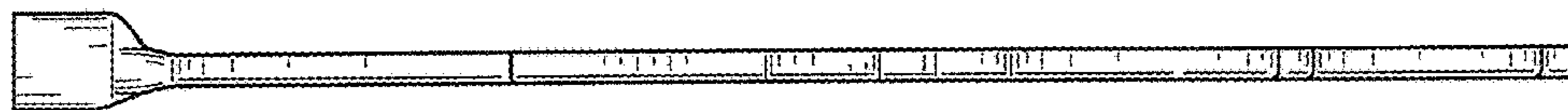


FIG. 5




FIG. 6



FIG. 7