



US00D799038S

(12) **United States Design Patent** (10) **Patent No.:** **US D799,038 S**  
**Chang et al.** (45) **Date of Patent:** **\*\* Oct. 3, 2017**

(54) **HANDLE FOR LAPAROSCOPIC DEVICE**

(56) **References Cited**

(71) Applicant: **COVIDIEN LP**, Mansfield, MA (US)

U.S. PATENT DOCUMENTS

(72) Inventors: **Shu Kuen Chang**, Evanston, IL (US);  
**Stephan Merkle**, Chicago, IL (US);  
**Subrat K. Samantray**, Khandagiri  
(IN); **Grant T. Sims**, Littleton, CO  
(US); **Sean T. O'Neill**, Los Gatos, CA  
(US); **Ryan C. Artale**, Boulder, CO  
(US); **Tony Moua**, Broomfield, CO  
(US); **Robert M. Sharp**, Boulder, CO  
(US); **Roland J. Wyatt**, Bozeman, MT  
(US)

5,282,800 A 2/1994 Foshee et al.  
D348,930 S 7/1994 Olson  
5,330,471 A 7/1994 Eggers  
D354,564 S 1/1995 Medema  
5,456,684 A 10/1995 Schmidt et al.  
5,569,243 A 10/1996 Kortenbach et al.  
5,637,110 A 6/1997 Pennybacker et al.  
5,674,220 A 10/1997 Fox et al.  
5,688,270 A 11/1997 Yates et al.  
D416,089 S 11/1999 Barton et al.  
6,096,037 A 8/2000 Mulier et al.  
6,228,083 B1 5/2001 Lands et al.  
D454,951 S 3/2002 Bon

(Continued)

(73) Assignee: **COVIDIEN LP**, Mansfield, MA (US)

*Primary Examiner* — Robert M Spear  
*Assistant Examiner* — Marissa J Cash

(\*\*) Term: **15 Years**

(57) **CLAIM**

(21) Appl. No.: **29/546,632**

The ornamental design for a handle for laparoscopic device, as shown and described.

(22) Filed: **Nov. 24, 2015**

**DESCRIPTION**

**Related U.S. Application Data**

(63) Continuation of application No. 29/415,254, filed on Mar. 8, 2012, now Pat. No. Des. 744,100.

(51) **LOC (10) Cl.** ..... **24-02**

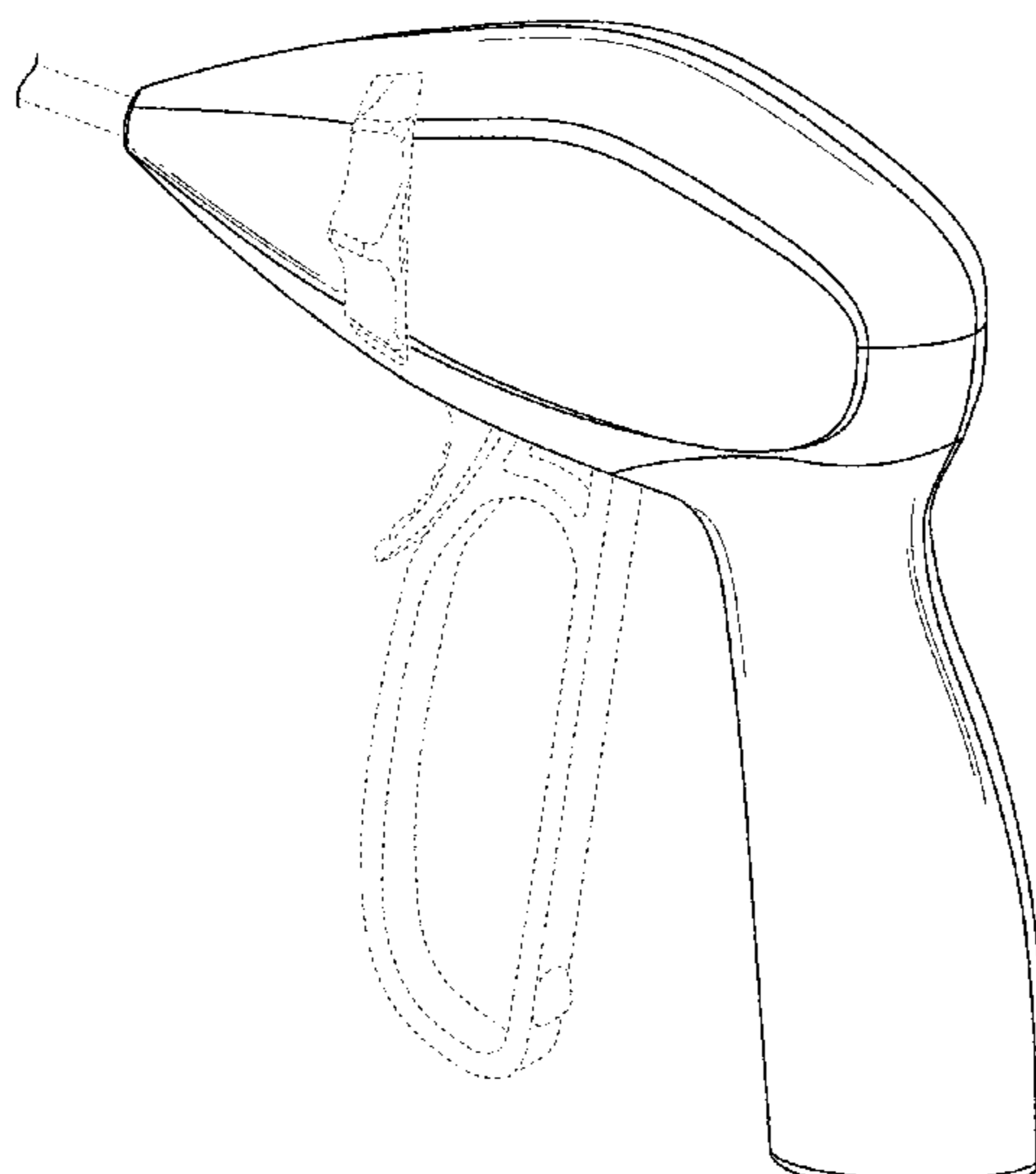
(52) **U.S. Cl.**  
USPC ..... **D24/146**

(58) **Field of Classification Search**  
USPC ..... D7/649; D8/14.1, 29.1, 92, 93, 95, 97,  
D8/98, 99; D19/110, 115; D24/130,  
D24/133, 146, 147, 150, 151; 30/151,  
30/162, 338, 339; 606/4, 5, 6, 41, 44, 45,  
606/46, 49, 166  
CPC ..... A61F 9/00763; A61F 9/00754; A61B  
10/0275; A61B 10/04

See application file for complete search history.

FIG. 1 is a perspective view of a handle for laparoscopic device in accordance with the present design;  
FIG. 2 is a rear view of the handle for laparoscopic device of FIG. 1;  
FIG. 3 is a front view of the handle for laparoscopic device of FIG. 1;  
FIG. 4 is a top view of the handle for laparoscopic device of FIG. 1;  
FIG. 5 is a bottom view of the handle for laparoscopic device of FIG. 1;  
FIG. 6 is a left side view of the handle for laparoscopic device of FIG. 1; and,  
FIG. 7 is a right side view of the handle for laparoscopic device of FIG. 1.  
In the drawings, the broken lines depict environmental subject matter only and form no part of the claimed design.

**1 Claim, 7 Drawing Sheets**



(56)

References Cited

U.S. PATENT DOCUMENTS

D457,958 S	5/2002	Dycus et al.	7,857,812 B2	12/2010	Dycus et al.
6,419,675 B1	7/2002	Gallo, Sr.	8,287,536 B2	10/2012	Mueller et al.
6,458,130 B1	10/2002	Frazier et al.	8,647,341 B2	2/2014	Dycus et al.
6,464,701 B1	10/2002	Hooven et al.	8,888,775 B2	11/2014	Nau, Jr. et al.
D466,209 S	11/2002	Bon	D743,547 S *	11/2015	Chang ..... D24/146
6,585,735 B1	7/2003	Frazier et al.	D744,100 S	11/2015	Chang et al.
6,682,528 B2	1/2004	Frazier et al.	D745,146 S *	12/2015	Hess ..... D24/133
D496,997 S	10/2004	Dycus et al.	D748,260 S *	1/2016	Chang ..... D24/146
D499,181 S	11/2004	Dycus et al.	D750,240 S *	2/2016	Gonzales ..... D24/133
D502,994 S	3/2005	Blake, III	D759,238 S *	6/2016	Heath ..... D24/133
D509,297 S	9/2005	Wells	D763,442 S *	8/2016	Price ..... D24/133
6,960,210 B2	11/2005	Lands et al.	D765,243 S *	8/2016	Halbert ..... D24/133
D531,311 S	10/2006	Guerra et al.	D770,616 S *	11/2016	Halbert ..... D24/133
7,156,846 B2	1/2007	Dycus et al.	2005/0113826 A1	5/2005	Johnson et al.
D541,418 S	4/2007	Schechter et al.	2009/0105750 A1	4/2009	Price et al.
7,207,990 B2	4/2007	Lands et al.	2010/0094289 A1	4/2010	Taylor et al.
7,232,440 B2	6/2007	Dumbauld et al.	2011/0036183 A1	2/2011	Artale et al.
D547,154 S	7/2007	Lee et al.	2011/0077648 A1	3/2011	Lee et al.
7,384,420 B2	6/2008	Dycus et al.	2012/0210240 A1	8/2012	Neystadt et al.
D575,401 S	8/2008	Hixson et al.	2012/0271346 A1	10/2012	Townsend et al.
7,553,311 B2	6/2009	Anders et al.	2013/0085491 A1	4/2013	Twomey et al.
7,597,693 B2	10/2009	Garrison	2013/0190753 A1	7/2013	Garrison et al.
D620,593 S	7/2010	Tran et al.	2013/0232753 A1	9/2013	Ackley et al.
D621,503 S	8/2010	Otten et al.	2013/0304059 A1	11/2013	Allen, IV et al.
D628,290 S	11/2010	Romero	2014/0005666 A1	1/2014	Moua et al.
			2014/0025071 A1	1/2014	Sims et al.
			2014/0025073 A1	1/2014	Twomey et al.
			2014/0107685 A1	4/2014	O'Neill et al.

\* cited by examiner

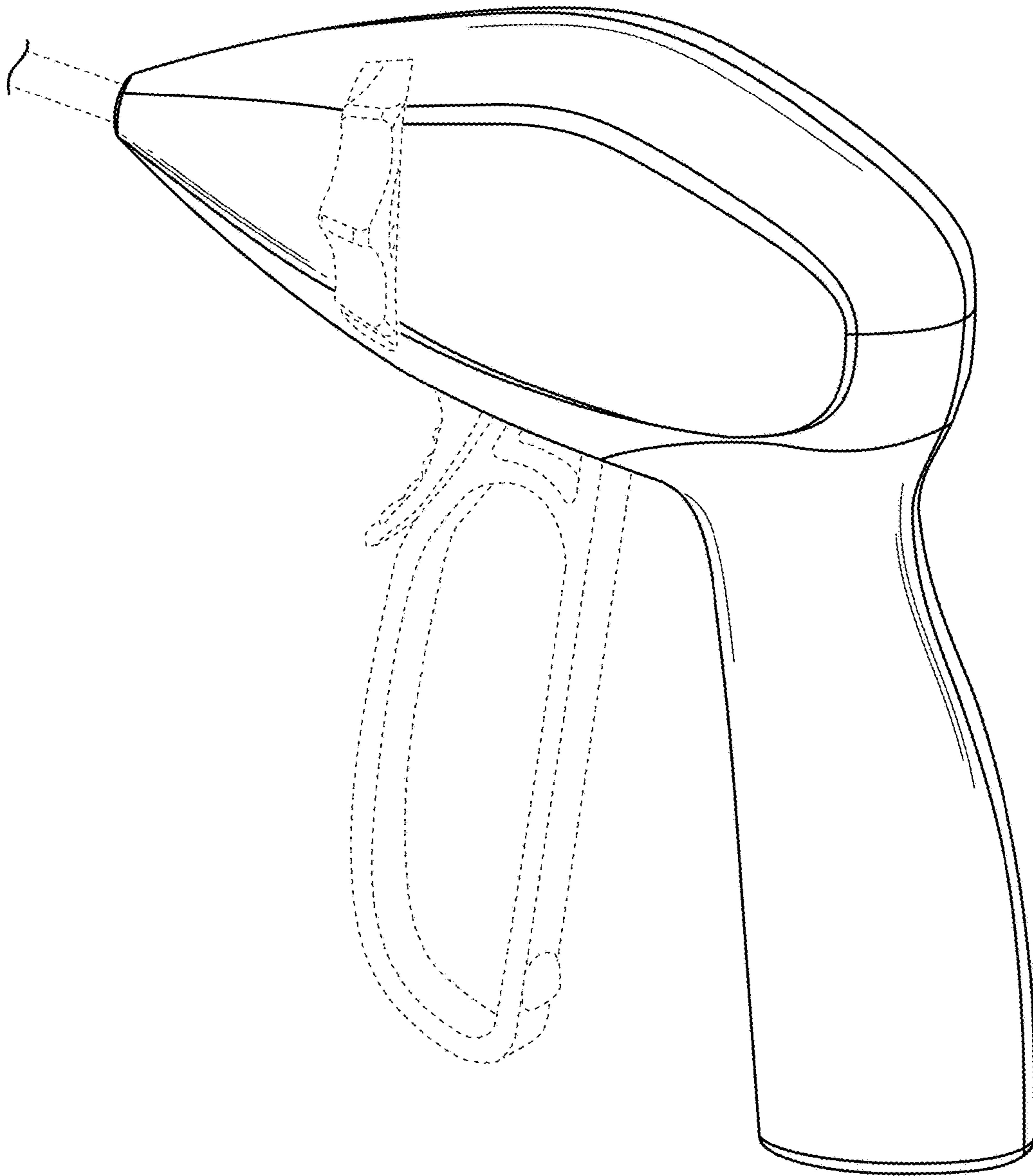
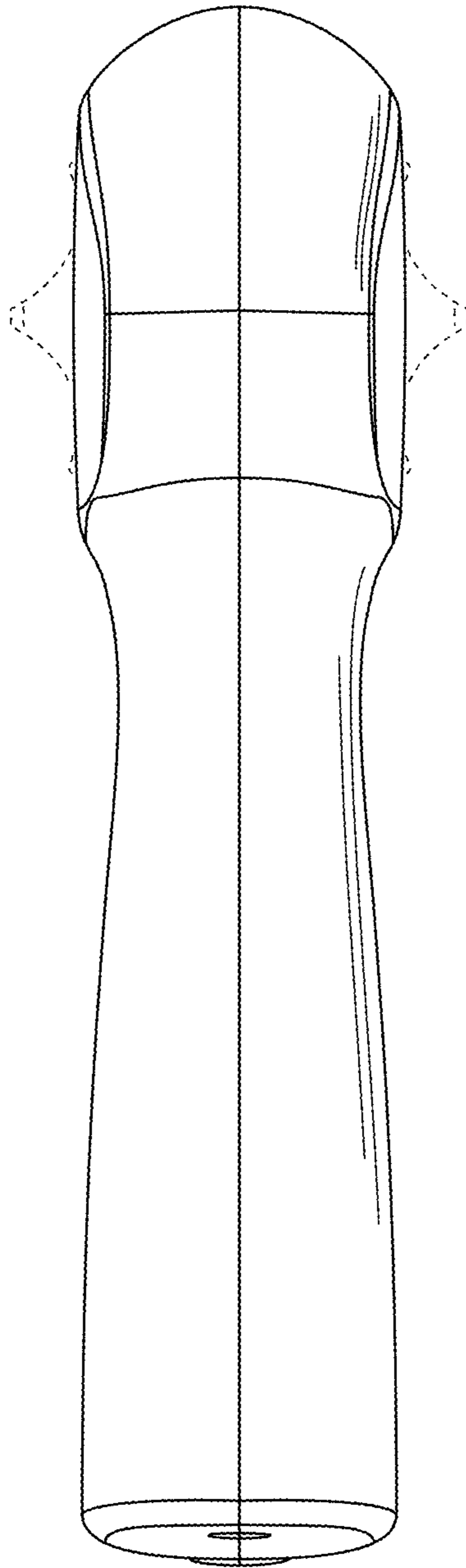
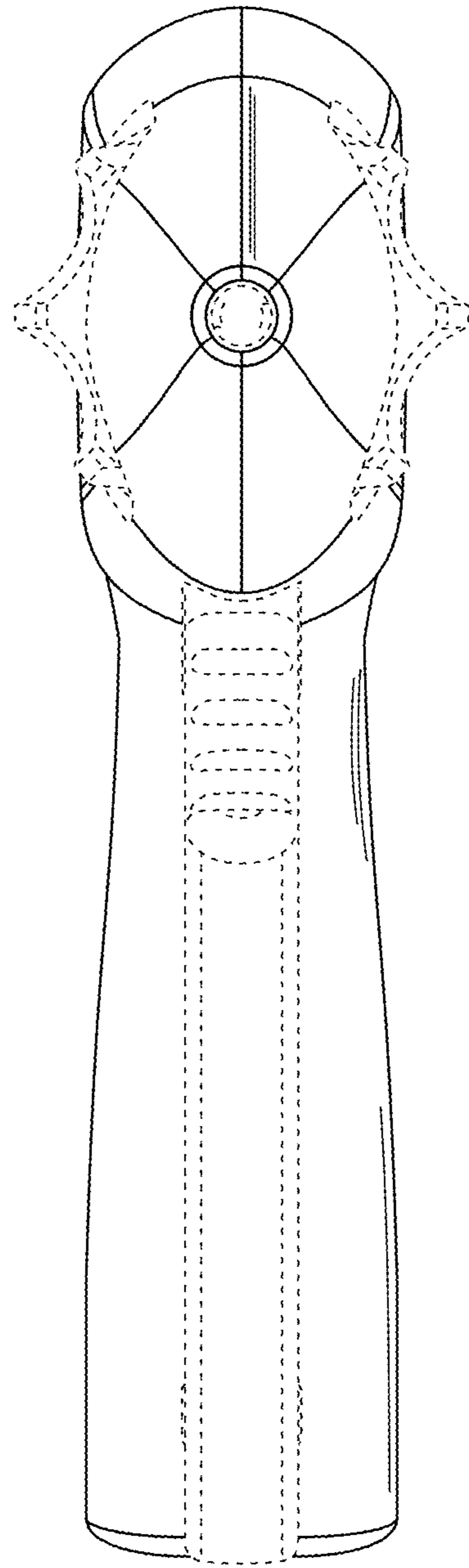


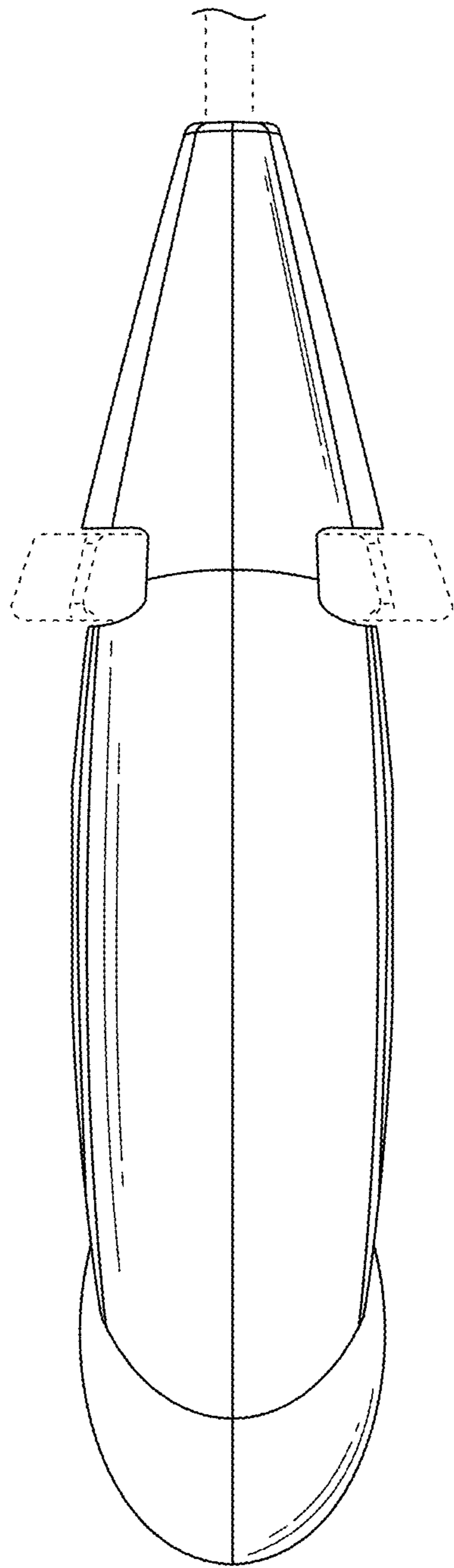
Fig. 1



*Fig. 2*



*Fig. 3*



*Fig. 4*

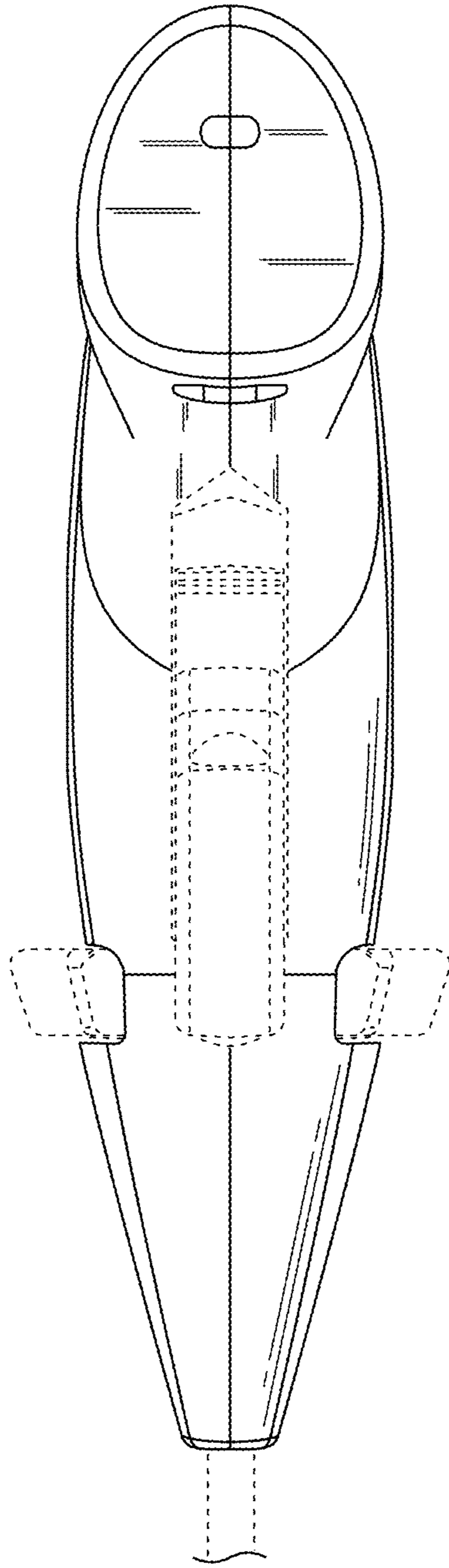


Fig. 5

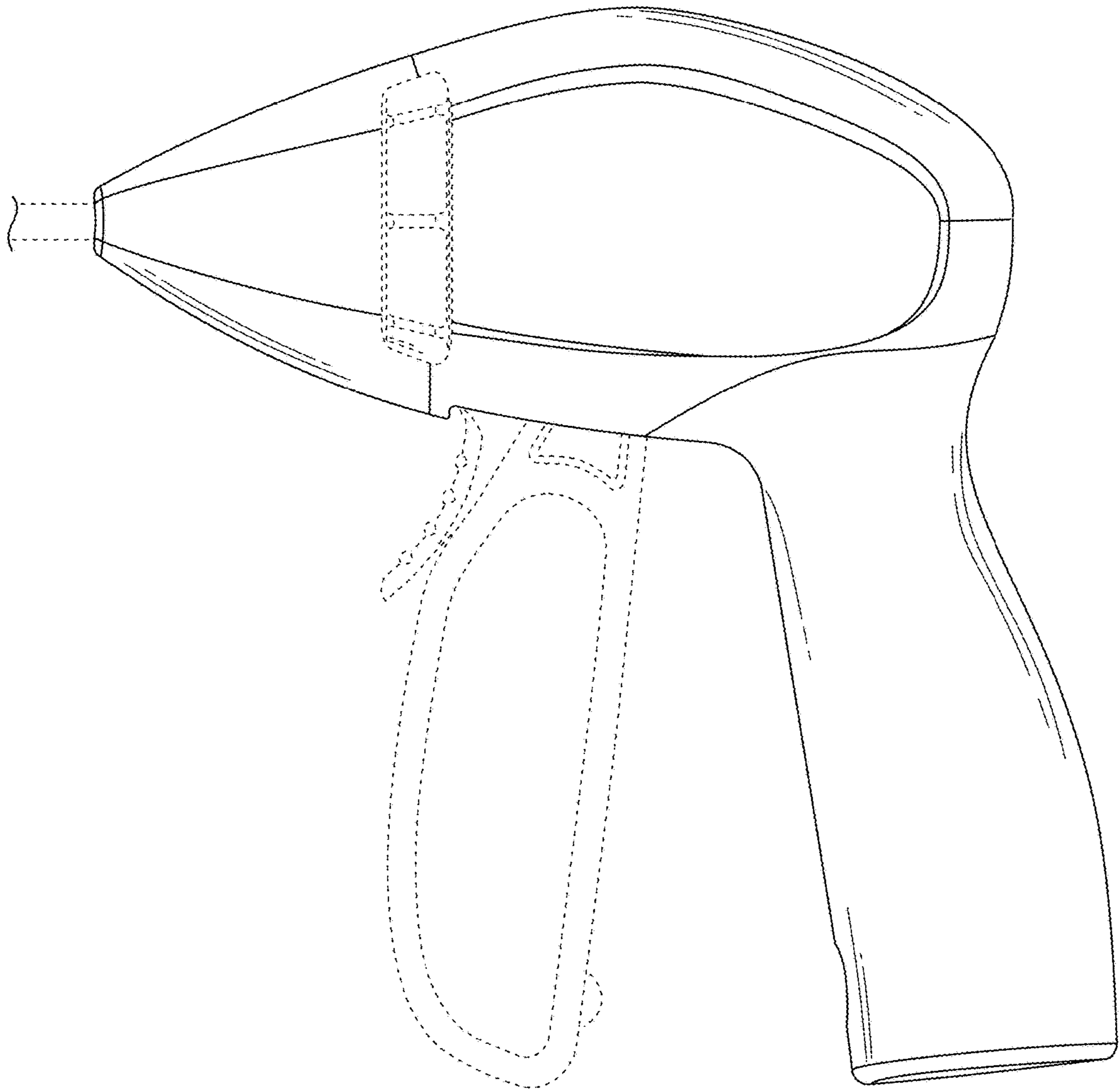


Fig. 6



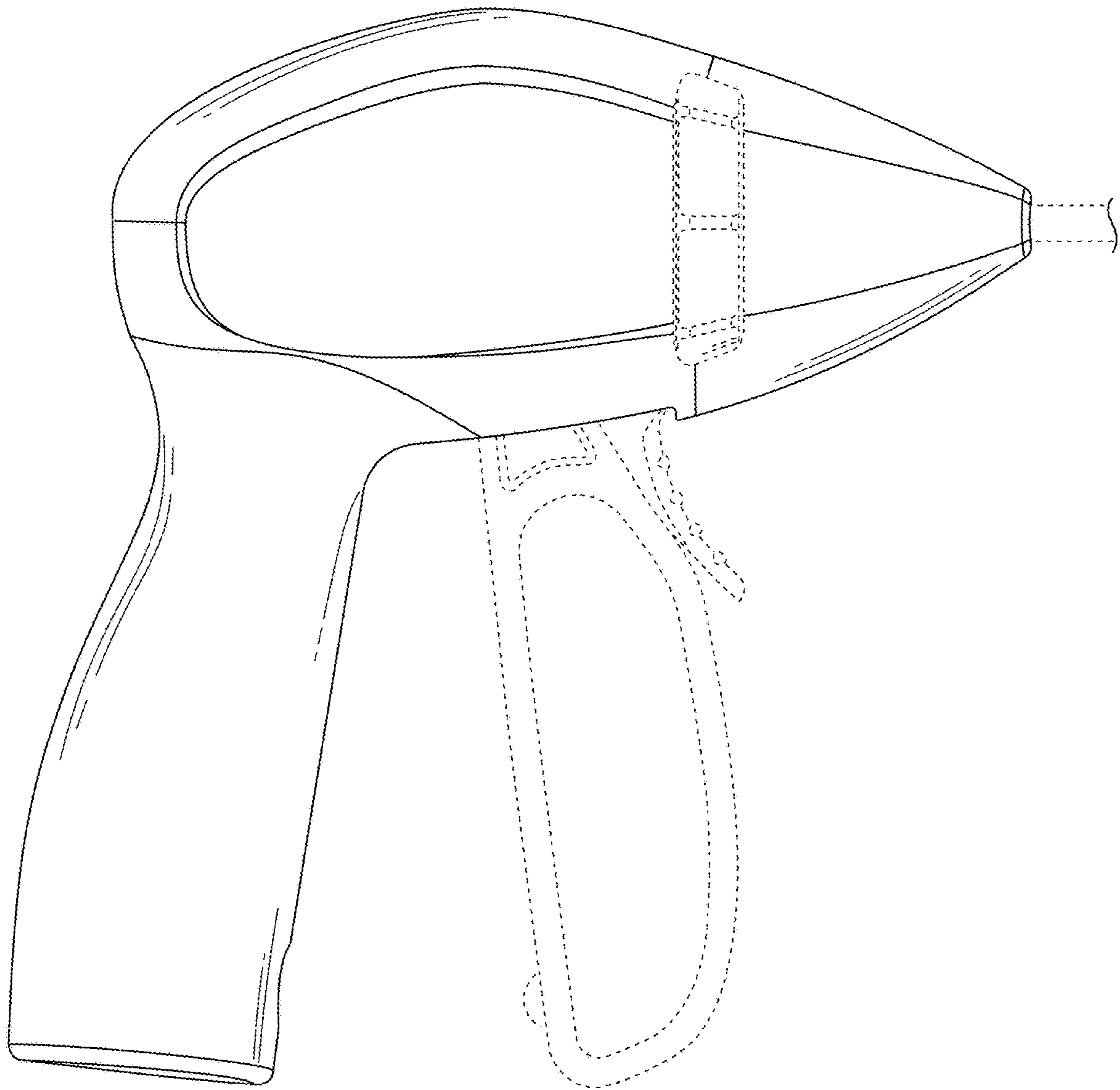


Fig. 7