



US00D799029S

(12) **United States Design Patent** (10) **Patent No.:** **US D799,029 S**
Frostå (45) **Date of Patent:** **** Oct. 3, 2017**

(54) **ADHESIVE RING DEVICE**

(71) Applicant: **Coloplast A/S**, Humlebaek (DK)

(72) Inventor: **Isak Frostå**, Malmö (SE)

(73) Assignee: **Coloplast A/S**, Humlebaek (DK)

(**) Term: **15 Years**

(21) Appl. No.: **29/554,363**

(22) Filed: **Feb. 11, 2016**

(51) **LOC (10) Cl.** **24-02**

(52) **U.S. Cl.**
USPC **D24/127**

(58) **Field of Classification Search**
USPC D24/118, 127, 108; 604/180, 332, 333
(Continued)

(56) **References Cited**

U.S. PATENT DOCUMENTS

3,299,442 A * 1/1967 White A61G 7/0503
128/DIG. 24
4,397,641 A * 8/1983 Jacobs A61M 25/02
128/DIG. 26

(Continued)

OTHER PUBLICATIONS

Coloplast Brava™ product images, Apr. 2013.

Primary Examiner — David Muller

(74) *Attorney, Agent, or Firm* — Coloplast Corp.,
Coloplast A/S; Nick Baumann

(57) **CLAIM**

The ornamental design for an adhesive ring device, as shown and described.

DESCRIPTION

FIG. 1 is a perspective view of an adhesive ring device including a front release liner and a back release liner

located on either side of an adhesive and illustrating an ear of each of the front release liner and the back release liner and a hole formed in each of the front release liner and the back release liner;

FIG. 2 is a front elevation view of the adhesive ring device illustrated in FIG. 1;

FIG. 3 is a back elevation view of the adhesive ring device illustrated in FIG. 1;

FIG. 4 is a left side elevation view of the adhesive ring device illustrated in FIG. 1;

FIG. 5 is a right side elevation view of the adhesive ring device illustrated in FIG. 1;

FIG. 6 is a top plan view of the adhesive ring device illustrated in FIG. 1; and,

FIG. 7 is a bottom plan view of the adhesive ring device illustrated in FIG. 1.

In FIGS. 1 and 4-7 the broken lines illustrate environment of the adhesive between the front release liner and the back release liner and form no part of the claimed design.

In FIGS. 1 and 4-7 the broken lines illustrate environment of a portion of a perimeter of the front release liner and the back release liner on each side of the ear of the front release liner and the ear of the back release liner and form no part of the claimed design. The front release liner and the back release liner are thin, and as such, a thickness of the front release liner and the back release liner is shown as a single line.

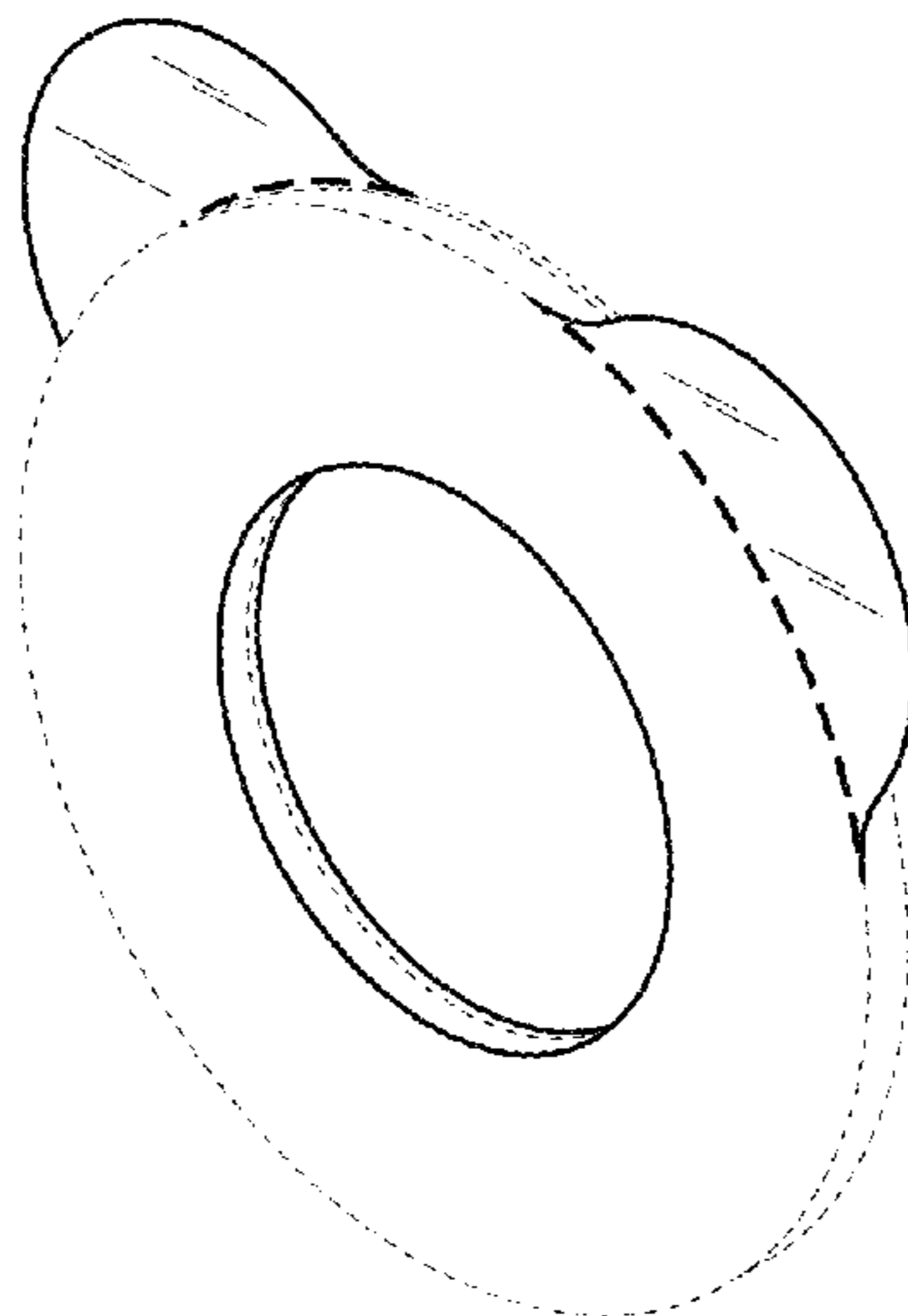
In FIG. 2 the broken lines illustrate environment of the portion of the perimeter of the front release liner on each side of the ear of the front release liner.

In FIG. 3 the broken lines illustrate environment the portion of the perimeter of the back release liner on each side of the ear of the back release liner.

In FIGS. 1-3 the heavy dashed line illustrates the boundary of the claimed design.

In this application the ornamental design relates in part to the appearance of a relative size between the hole and a location of the ear on a perimeter portion of the release line.

1 Claim, 4 Drawing Sheets



US D799,029 S

Page 2

(58) **Field of Classification Search**
CPC A61F 5/44; A61F 13/02; A61M 1/00
See application file for complete search history.

(56) **References Cited**

U.S. PATENT DOCUMENTS

4,439,191 A * 3/1984 Hogan A61F 5/445
604/332
4,519,793 A * 5/1985 Galindo A61M 25/02
128/DIG. 26
4,815,459 A * 3/1989 Beran A61B 5/097
128/207.14
D303,574 S * 9/1989 Steer D24/118
4,890,608 A * 1/1990 Steer A61F 5/443
602/52
5,389,081 A * 2/1995 Castro A61B 17/3462
251/212
D379,654 S * 6/1997 Holtermann D24/118
D398,990 S * 9/1998 Briggs D24/118
D460,550 S * 7/2002 Falconer D24/118

7,129,389 B1 * 10/2006 Watson A61F 13/0276
128/888
7,422,578 B2 * 9/2008 Shan A61F 5/448
604/332
D607,559 S * 1/2010 Schena D24/118
D639,002 S 5/2011 Dunn et al.
D639,003 S 5/2011 Dunn et al.
D639,004 S 5/2011 Dunn et al.
8,197,844 B2 * 6/2012 Yanaki A61F 13/02
424/448
8,328,779 B2 12/2012 Fenton
8,377,020 B1 * 2/2013 Berven A61F 5/445
604/264
8,419,767 B2 * 4/2013 Al-Qbandi A61B 17/0057
600/141
D750,770 S * 3/2016 Green D24/118
D754,332 S * 4/2016 Fahl D24/118
D754,848 S * 4/2016 Masters D24/118
D764,136 S 8/2016 Stravitz
9,463,298 B2 10/2016 Persson et al.

* cited by examiner

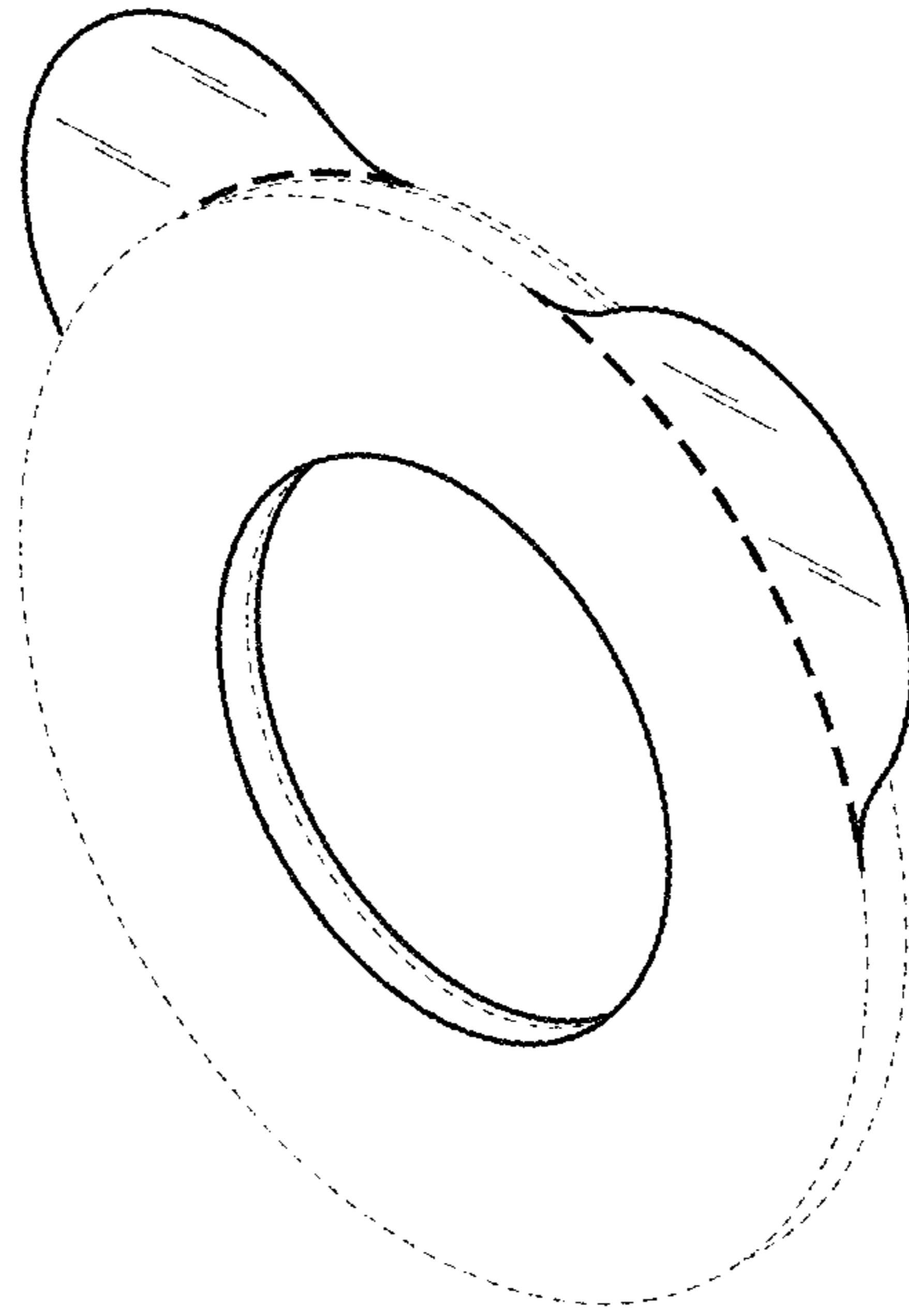


Fig. 1

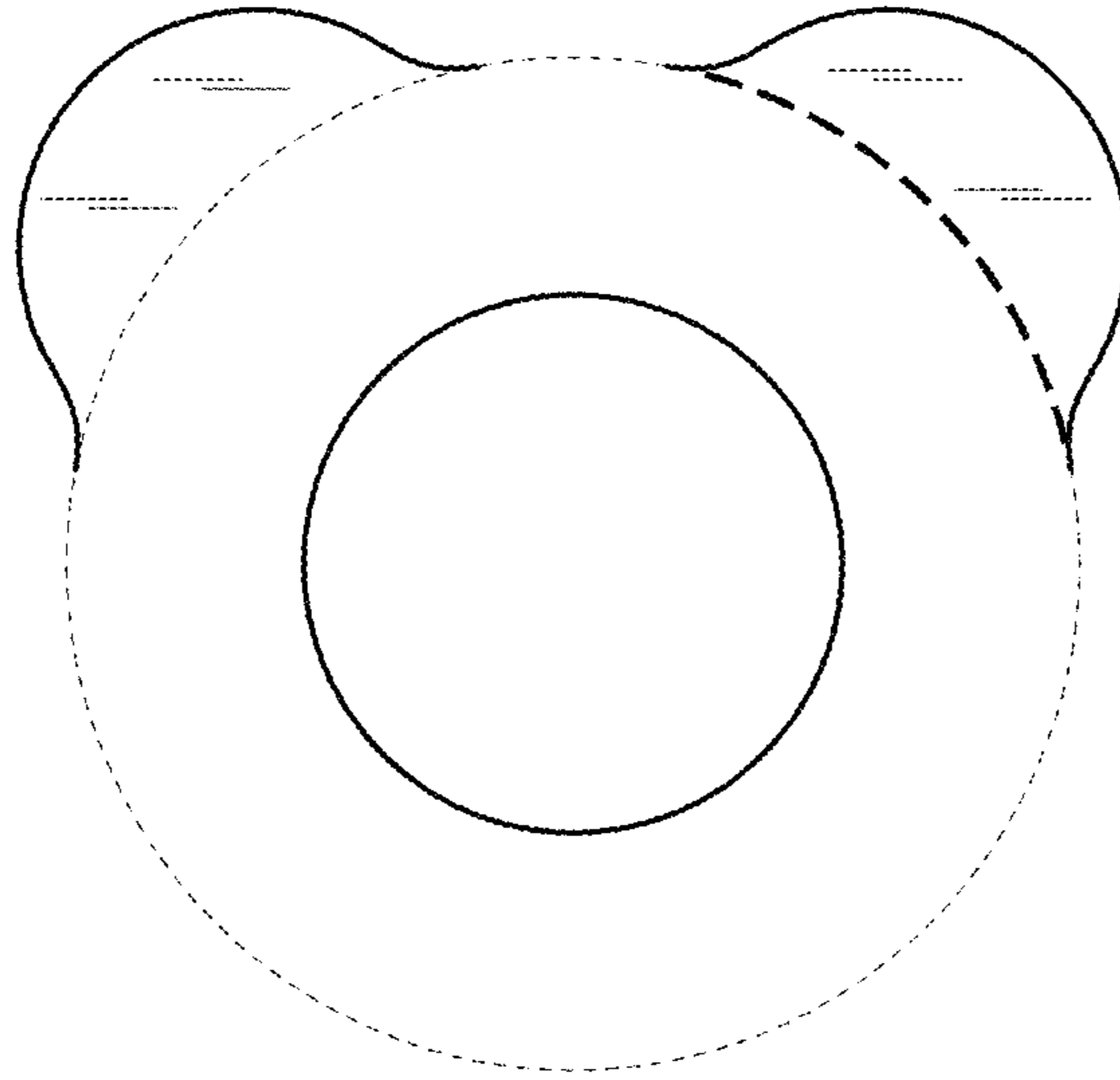


Fig. 2

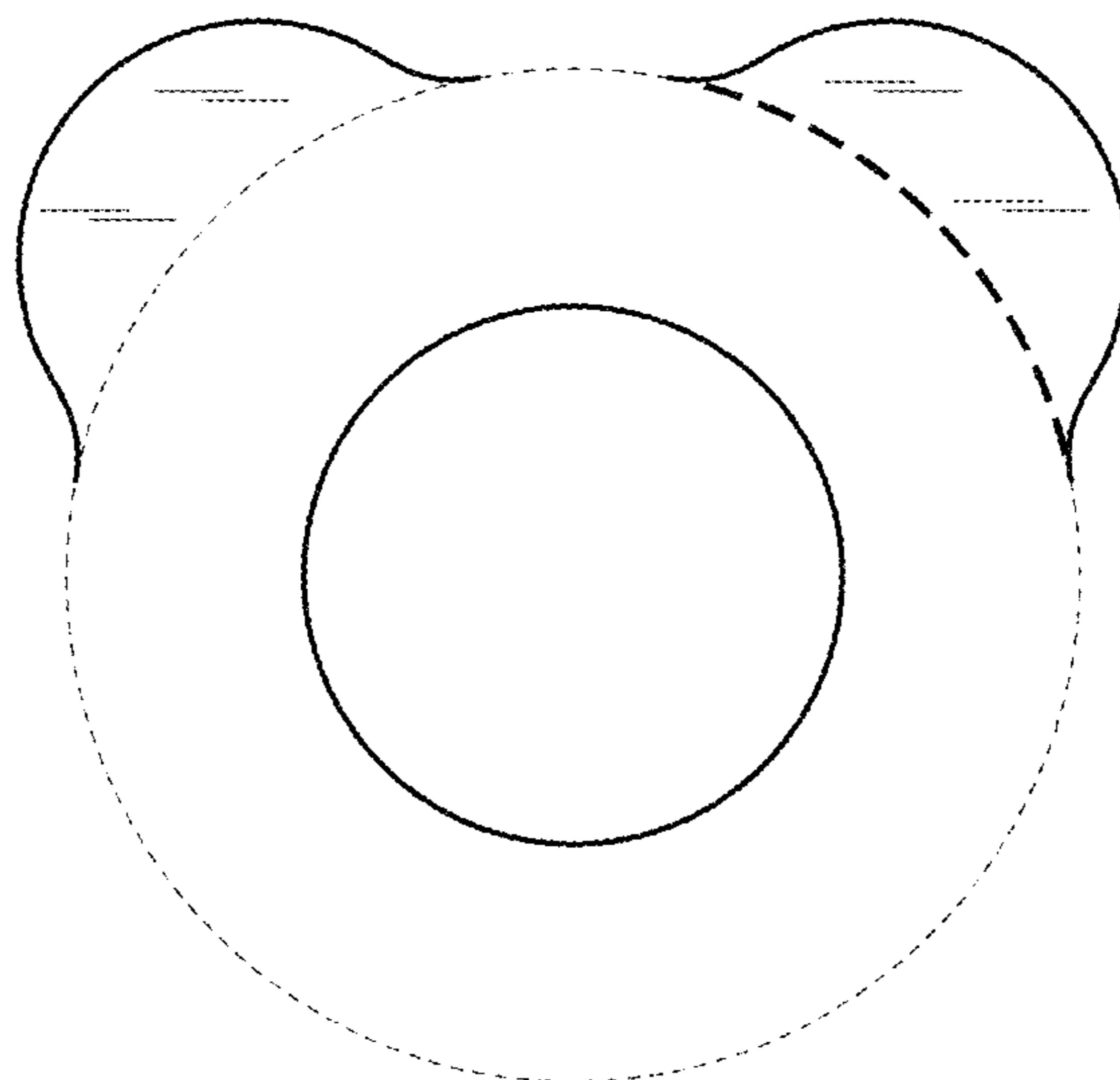


Fig. 3

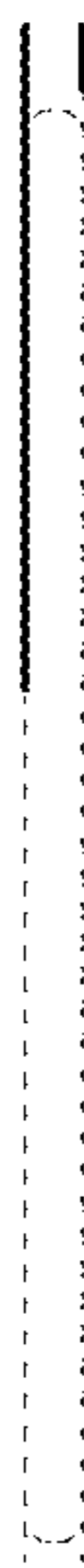


Fig. 4

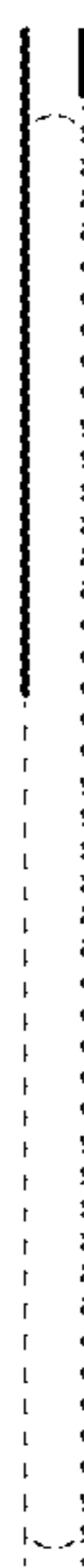


Fig. 5




Fig. 6

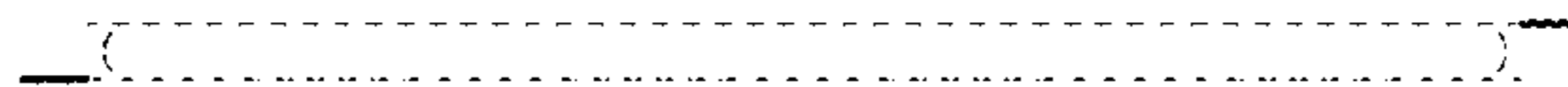


Fig. 7