



US00D799026S

(12) **United States Design Patent** (10) **Patent No.:** **US D799,026 S**  
**Jones et al.** (45) **Date of Patent:** **\*\* Oct. 3, 2017**

(54) **INJECTION DEVICE**

(71) Applicant: **SANOFI-AVENTIS DEUTSCHLAND GMBH**, Frankfurt am Main (DE)

(72) Inventors: **James Leslie Rhodri Jones**, Carmarthenshire (GB); **Andrew Mitchell**, Warwickshire (GB)

(73) Assignee: **SANOFI-AVENTIS DEUTSCHLAND GMBH**, Frankfurt am Main (DE)

(\*\*) Term: **14 Years**

(21) Appl. No.: **29/520,011**

(22) Filed: **Mar. 10, 2015**

(30) **Foreign Application Priority Data**

Oct. 17, 2014 (EP) ..... 002559617

(51) **LOC (10) Cl.** ..... **24-02**

(52) **U.S. Cl.**  
USPC ..... **D24/113**

(58) **Field of Classification Search**  
USPC ..... D24/127-131, 112-114, 133, 186;  
606/181, 185; 604/264, 523-528, 272,  
604/187, 158, 164.01-164.11, 181, 184,  
604/227; 600/101, 139, 143;  
128/200.24, 207.14, 207.15  
CPC ..... A61M 5/178; A61M 5/20; A61M 5/31;  
A61M 5/3129

See application file for complete search history.

(56) **References Cited**

**U.S. PATENT DOCUMENTS**

D479,600 S \* 9/2003 Bainton ..... D24/112  
D479,601 S \* 9/2003 Tyce ..... D19/164  
D479,602 S \* 9/2003 Bainton ..... D19/164  
D479,747 S \* 9/2003 Bainton ..... D19/164  
D479,748 S \* 9/2003 Tyce ..... D19/164  
D505,490 S \* 5/2005 Tyce ..... D19/164

(Continued)

*Primary Examiner* — David Muller

(74) *Attorney, Agent, or Firm* — McDonnell Boehnen Hulbert & Berghoff LLP

(57) **CLAIM**

The ornamental design for the injection device, as shown and described.

**DESCRIPTION**

The file of this patent contains at least one color drawing. Copies of this patent with color drawings will be provided by the Office upon request and payment of the necessary fee. FIG. 1 is a perspective view of a first embodiment of the injection device of our new design; FIG. 2 is a front view thereof; FIG. 3 is a rear view thereof; FIG. 4 is a left side thereof; FIG. 5 is a right side thereof; FIG. 6 is a top view thereof; FIG. 7 is a bottom view thereof; FIG. 8 is a perspective view of a second embodiment of the injection device of our new design; FIG. 9 is a front view thereof; FIG. 10 is a rear view thereof; FIG. 11 is a left side thereof; FIG. 12 is a right side thereof; FIG. 13 is a top view thereof; and, FIG. 14 is a bottom view thereof.

The colors of the design are as follows:

Cap: Off white

Body: Off white with a green and black pattern;

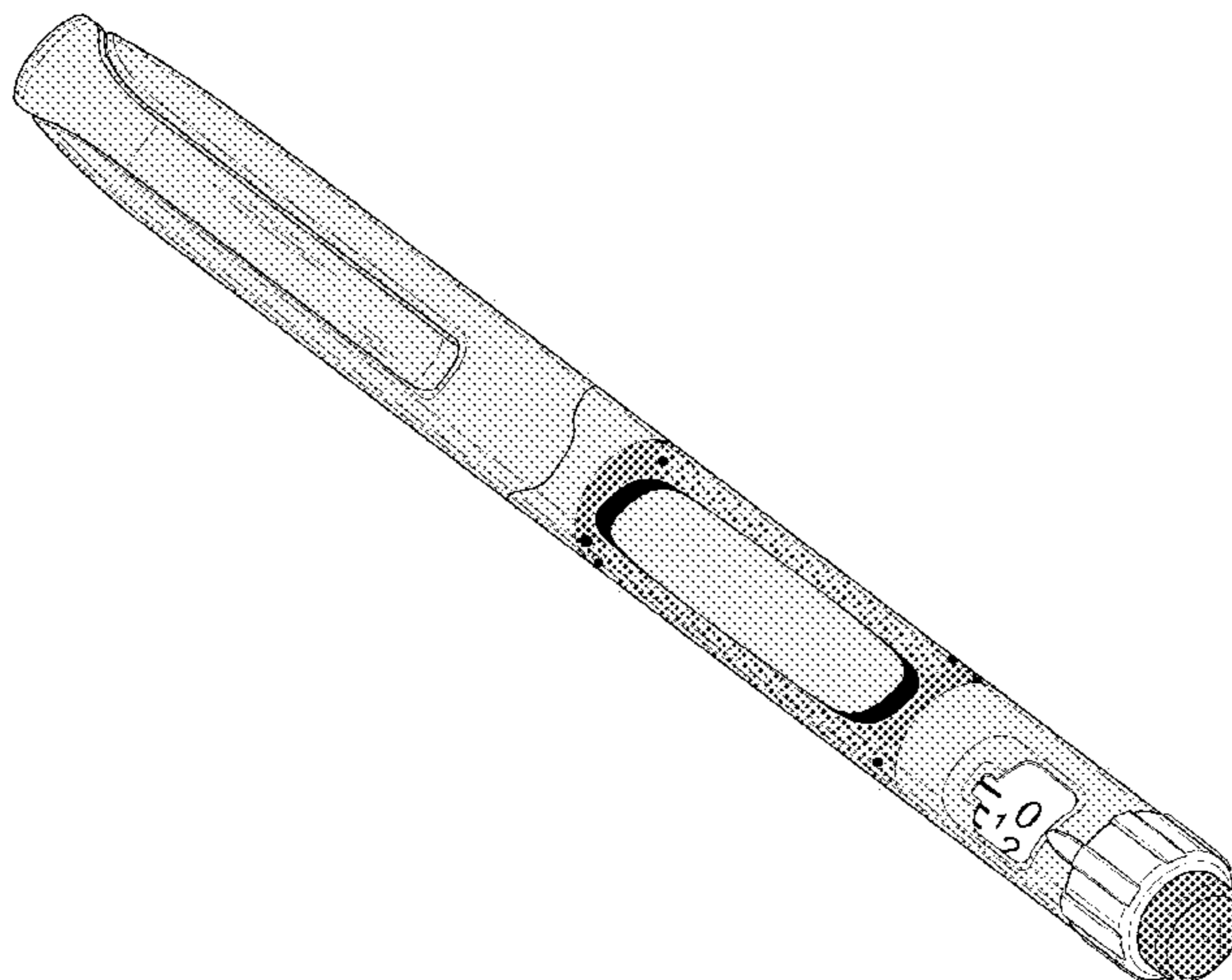
Cartridge holder: Transparent green;

Dose Button: Green; and

Dial grip: White.

The broken lines illustrate portions of the drawings that form no part of the claimed design.

**1 Claim, 4 Drawing Sheets**  
**(4 of 4 Drawing Sheet(s) Filed in Color)**



(56)

**References Cited**

U.S. PATENT DOCUMENTS

D696,771 S	*	12/2013	Schneider	.....	D24/113
D703,315 S	*	4/2014	Sanders	.....	D24/113
D703,809 S	*	4/2014	Sanders	.....	D24/113
D703,810 S	*	4/2014	Sanders	.....	D24/113
D717,940 S	*	11/2014	Magome	.....	D24/113
D724,721 S	*	3/2015	Geert-Jensen	.....	D24/113
D743,538 S	*	11/2015	Sanders	.....	D24/113

\* cited by examiner

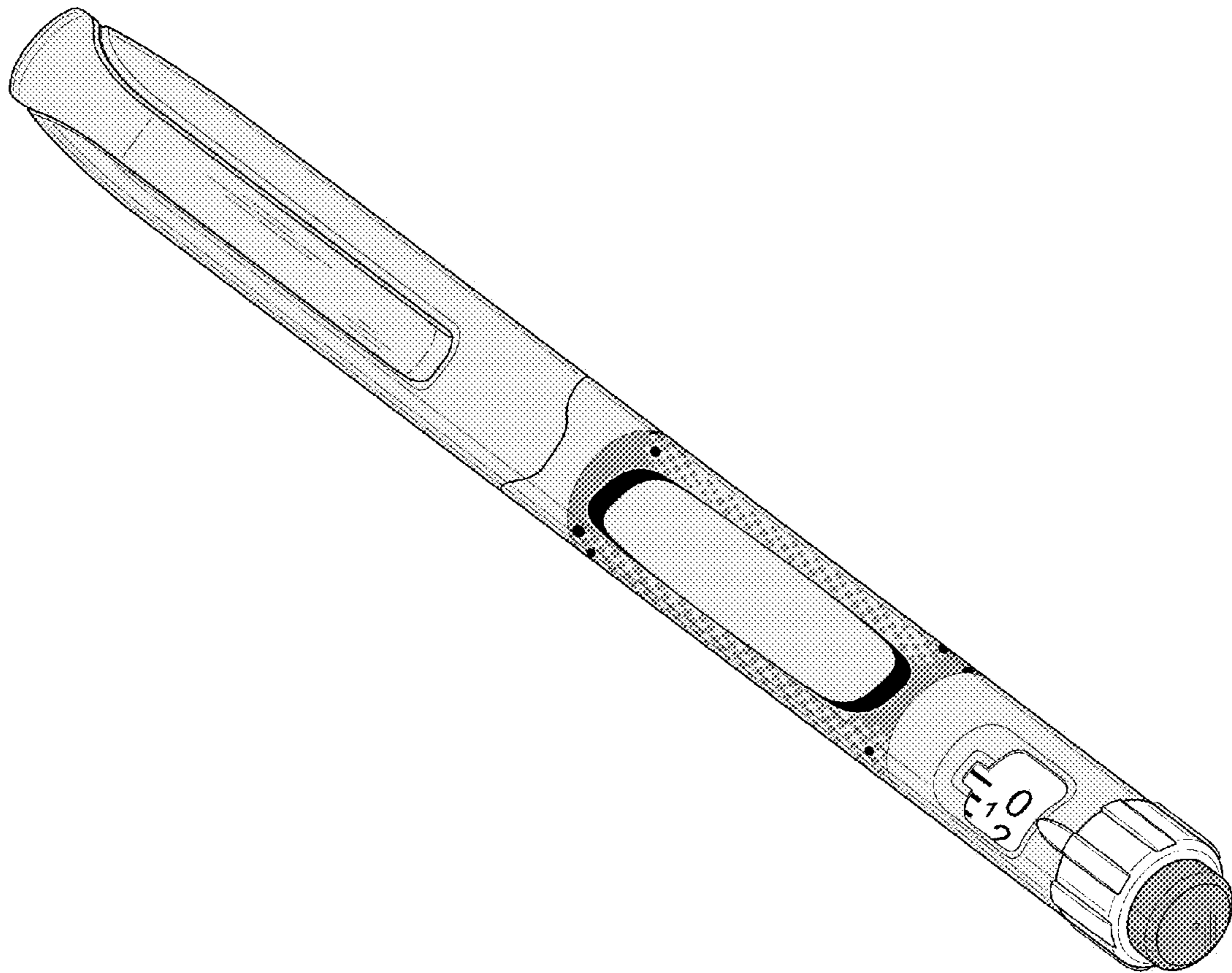


FIG. 1




FIG. 2




FIG. 3




FIG. 4




FIG. 5

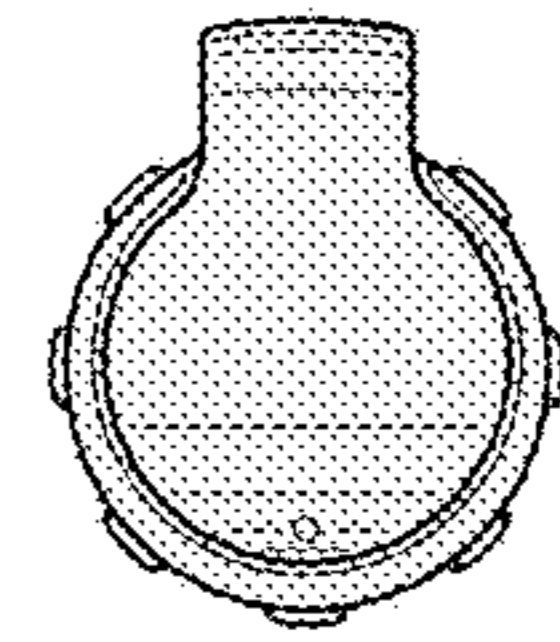


FIG. 6

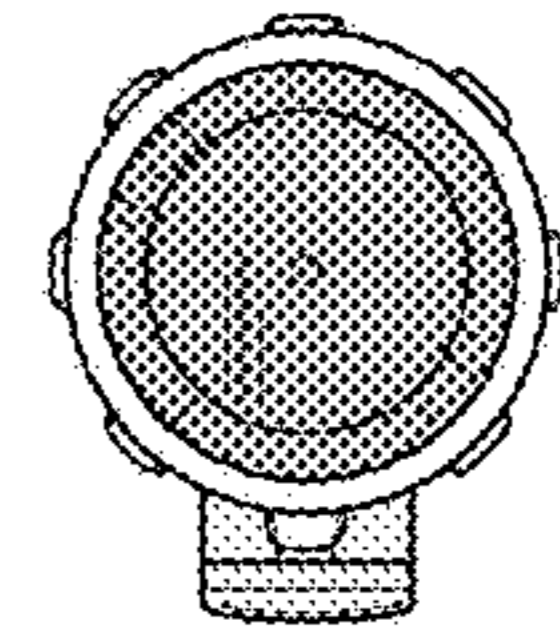
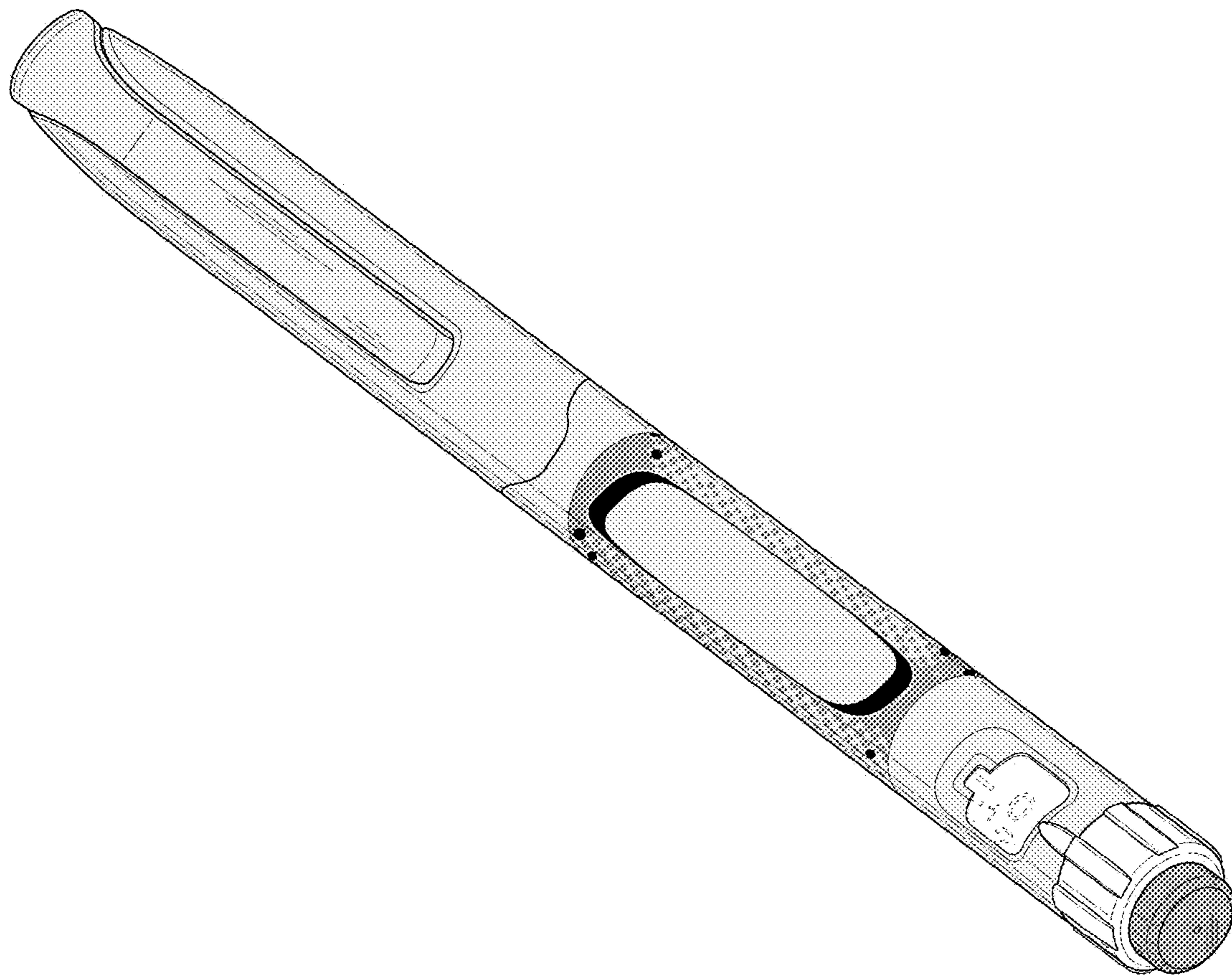


FIG. 7



**FIG. 8**




FIG. 9




FIG. 10

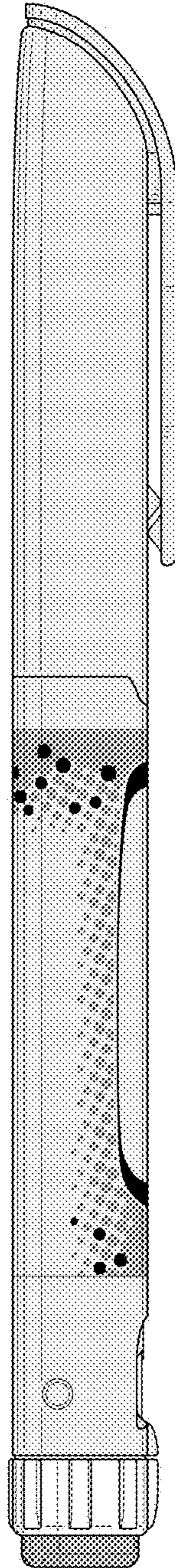


FIG. 11




FIG. 12

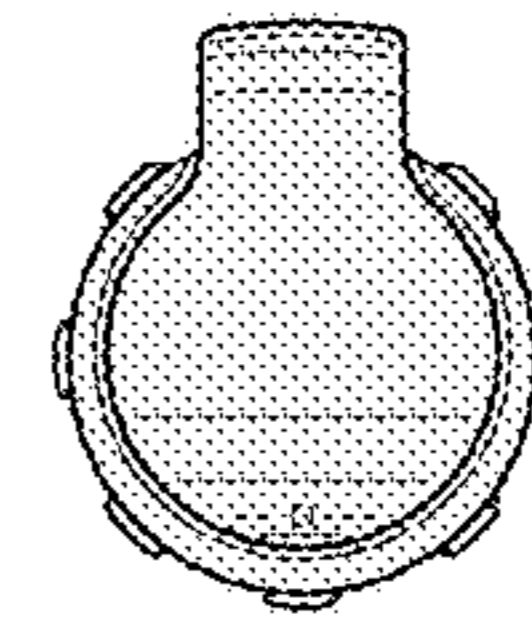


FIG. 13



FIG. 14