

US00D799016S

(12) **United States Design Patent** (10) **Patent No.:** **US D799,016 S**  
**Su et al.** (45) **Date of Patent:** **\*\* Oct. 3, 2017**

(54) **AIR PURIFIER**

(71) Applicants: **Xiaomi, Inc.**, Haidian District—Beijing (CN); **Beijing Smartmi Technology Co., Ltd.**, Beijing (CN)

(72) Inventors: **Jun Su**, Beijing (CN); **Yi Wang**, Beijing (CN); **Zhuoli Yu**, Beijing (CN)

(73) Assignees: **Xiaomi, Inc.**, Beijing (CN); **Beijing Smartmi Technology Co. Ltd.**, Beijing (CN)

(\*\*) Term: **15 Years**

(21) Appl. No.: **29/548,267**

(22) Filed: **Dec. 11, 2015**

(30) **Foreign Application Priority Data**

Sep. 8, 2015 (CN) ..... 2015 3 0344143

(51) **LOC (10) Cl.** ..... **23-04**

(52) **U.S. Cl.**  
USPC ..... **D23/364**

(58) **Field of Classification Search**  
USPC ..... D23/355–366, 352, 369, 332, 333, 335, D23/336, 342, 351; 422/120, 122; 55/356, 473, 504; 96/97; 261/DIG. 17, 261/DIG. 65, DIG. 88, DIG. 31  
CPC .. A61L 9/16; A61L 9/22; B01D 47/00; B01D 47/027; B01D 2221/02; B01D 2259/4508; B03C 3/155; B03C 3/368; F24F 3/16; F24F 13/20; F24F 13/28; F24F 2001/0096; F24F 3/1405; F24F 3/1603; F24F 13/222

See application file for complete search history.

(56) **References Cited**

U.S. PATENT DOCUMENTS

D657,037 S \* 4/2012 Lo ..... D23/364  
D664,247 S \* 7/2012 Paterson ..... D23/364

D675,303 S \* 1/2013 Raupach ..... D23/364  
D728,089 S \* 4/2015 Crisa' ..... D23/366  
D749,202 S \* 2/2016 Satou ..... D23/364  
D754,833 S \* 4/2016 Hsiao ..... D23/366  
D755,359 S \* 5/2016 Rentschler ..... D23/355  
D755,942 S \* 5/2016 Kim ..... D23/364  
D773,028 S \* 11/2016 Tang ..... D23/364  
D777,310 S \* 1/2017 Widhalm ..... F01N 3/2803  
D23/365  
D777,891 S \* 1/2017 Kubota ..... D23/351  
D777,893 S \* 1/2017 Kato ..... D23/351

\* cited by examiner

*Primary Examiner* — David Muller

(74) *Attorney, Agent, or Firm* — Calfee, Halter & Griswold LLP

(57) **CLAIM**

We claim the ornamental design for an air purifier, as shown and described.

**DESCRIPTION**

FIG. 1 is a front elevational view of an air purifier; FIG. 2 is a rear elevational view thereof; FIG. 3 is a left side elevational view thereof; FIG. 4 is a right side elevational view thereof; FIG. 5 is a top plan view thereof; FIG. 6 is a bottom plan view thereof; and, FIG. 7 is a front/right/top perspective view thereof.

The portions of the drawings shown in broken lines form no part of the claimed design.

The portions of the Figures shown in broken lines are for illustrative purpose only and form no part of the claimed design. Applicant reserves the right to change to broken lines (environment or bounds of the invention) any solid lines herein. Applicant reserves the right to change to solid lines any of the broken lines (environment or bounds of the invention) shown herein.

**1 Claim, 7 Drawing Sheets**

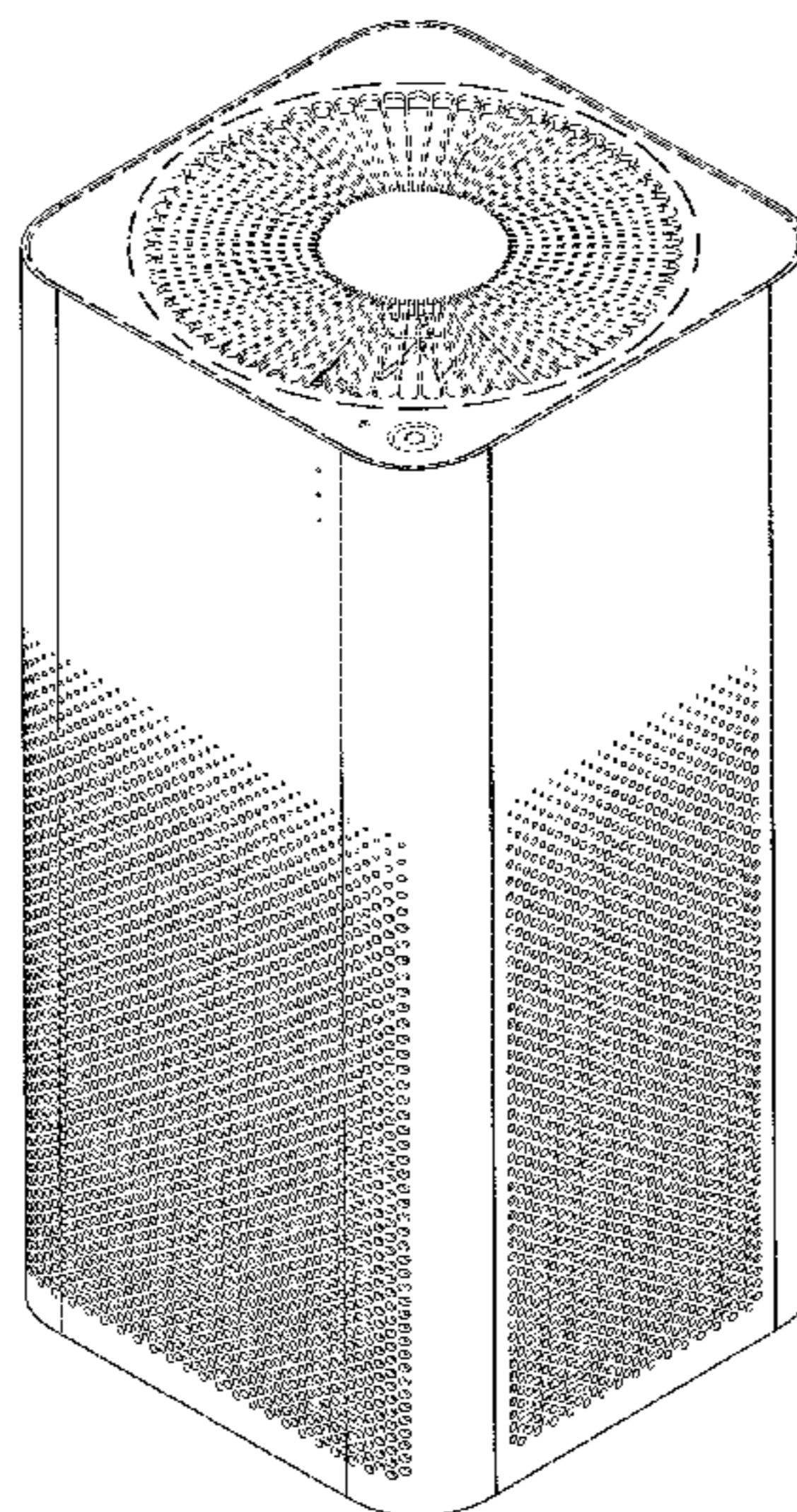


Fig. 1




Fig. 2

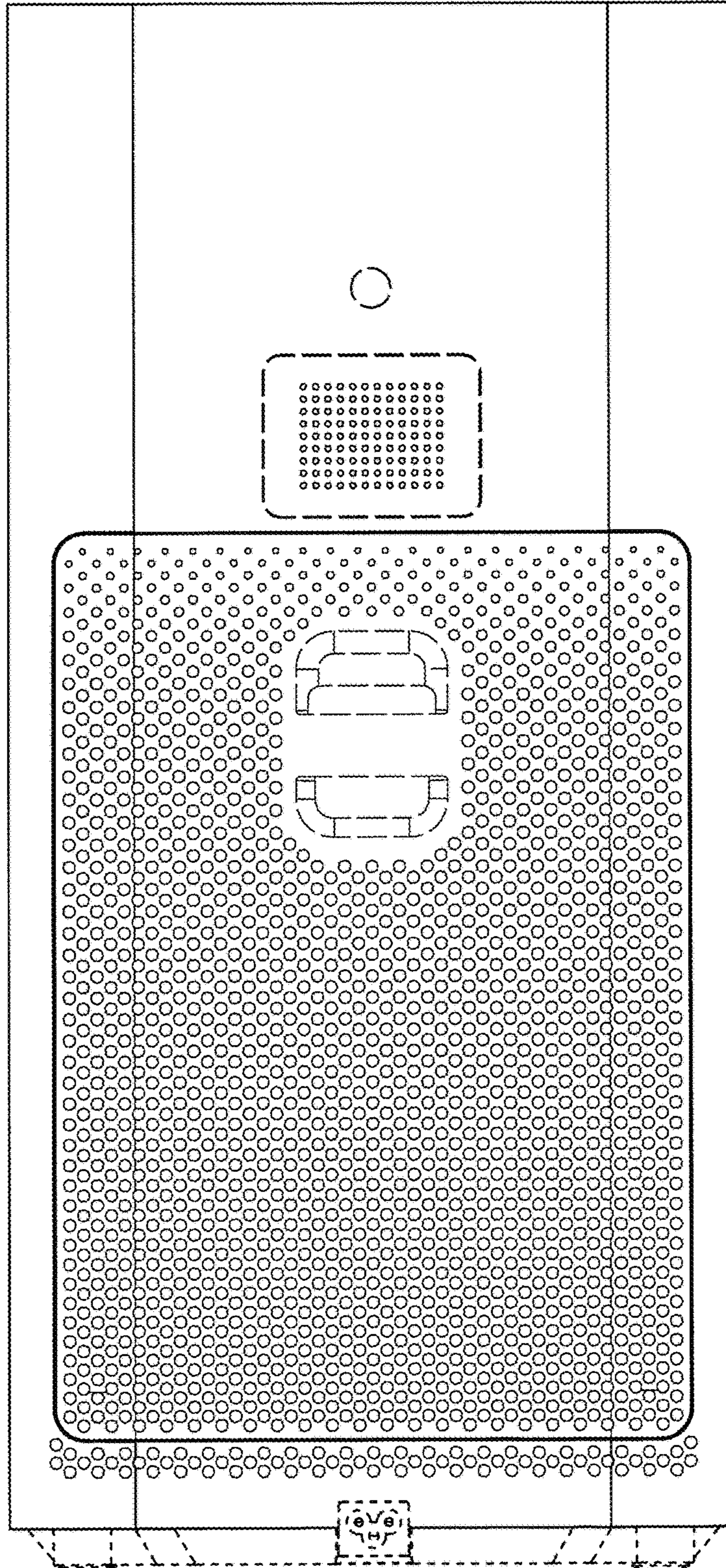


Fig. 3

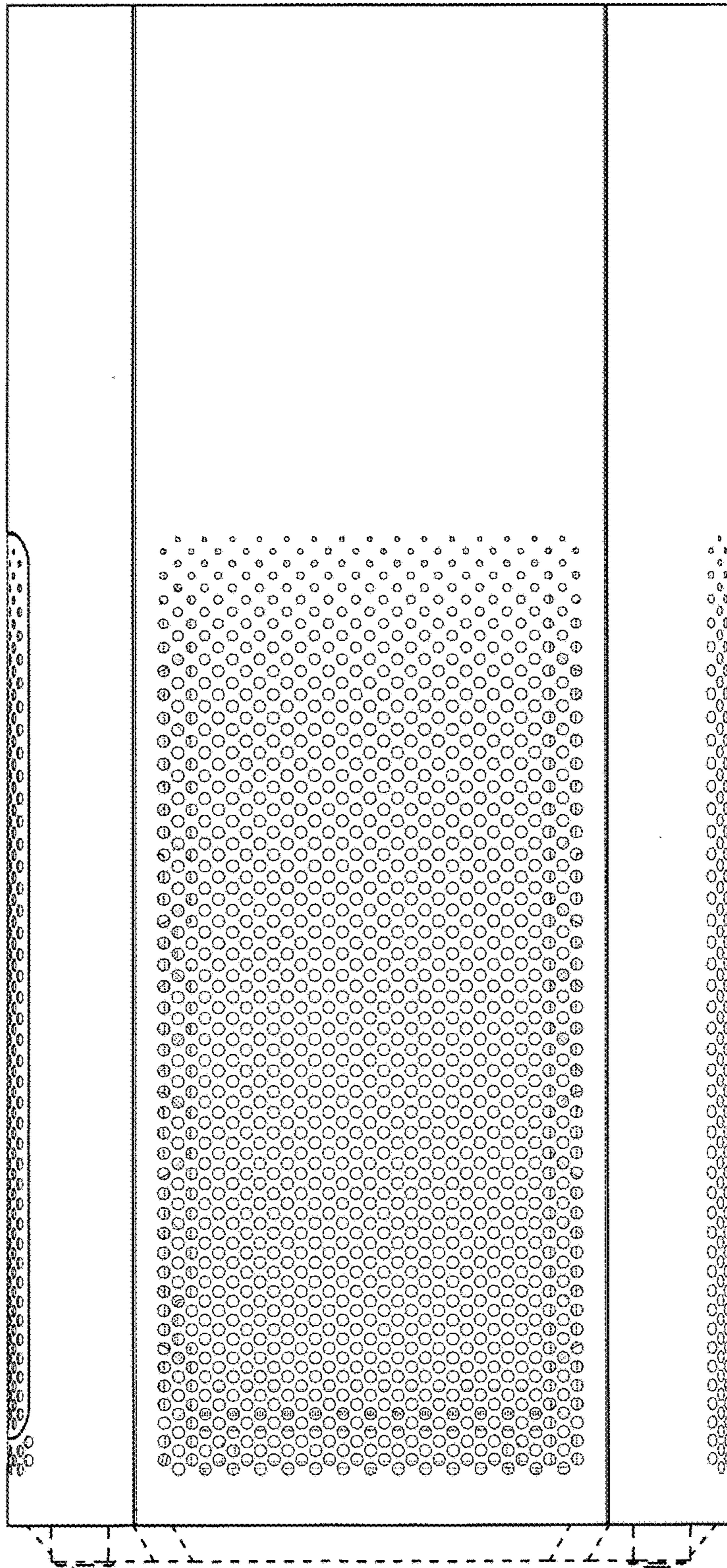


Fig. 4




Fig. 5

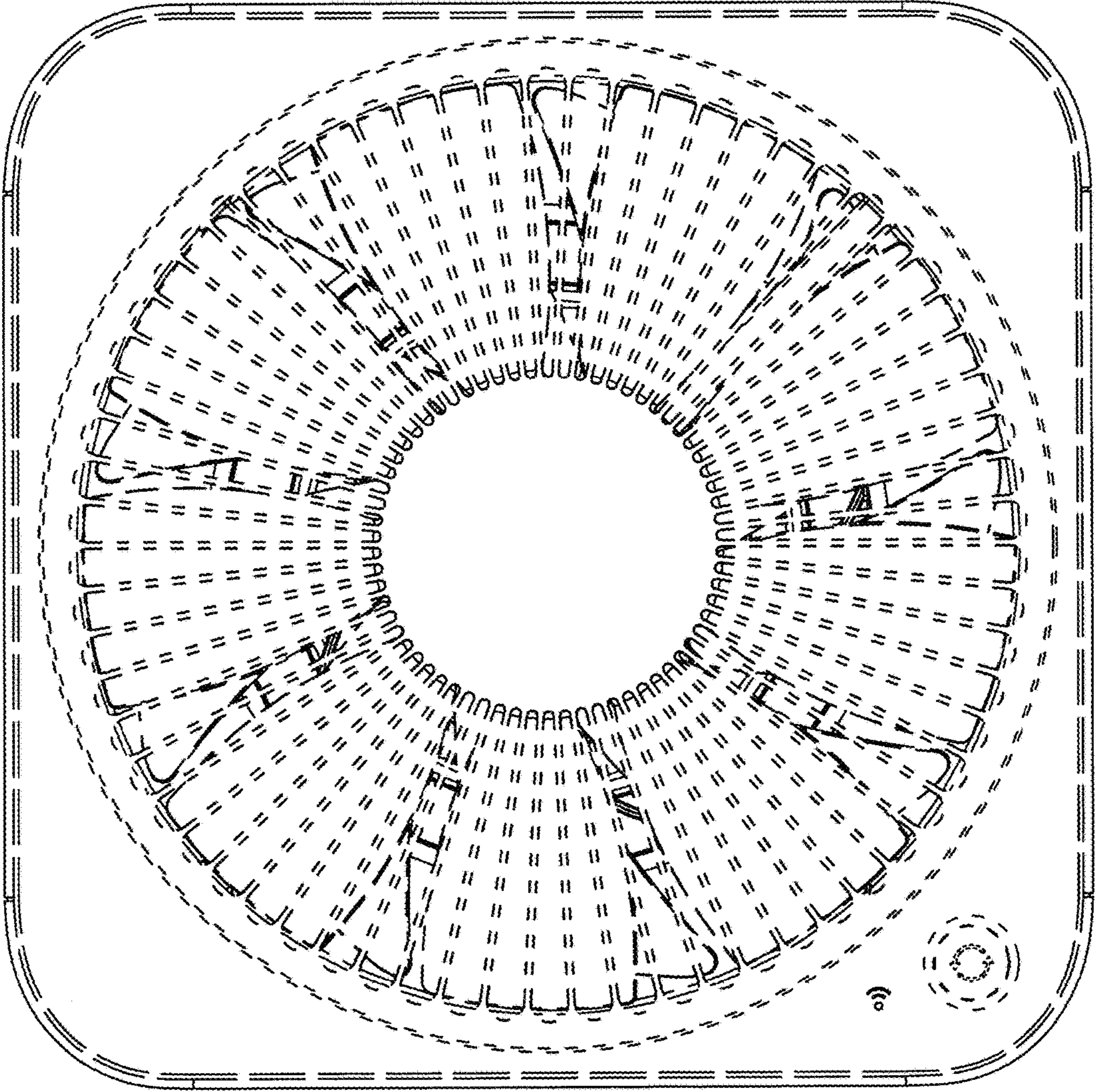


Fig. 6

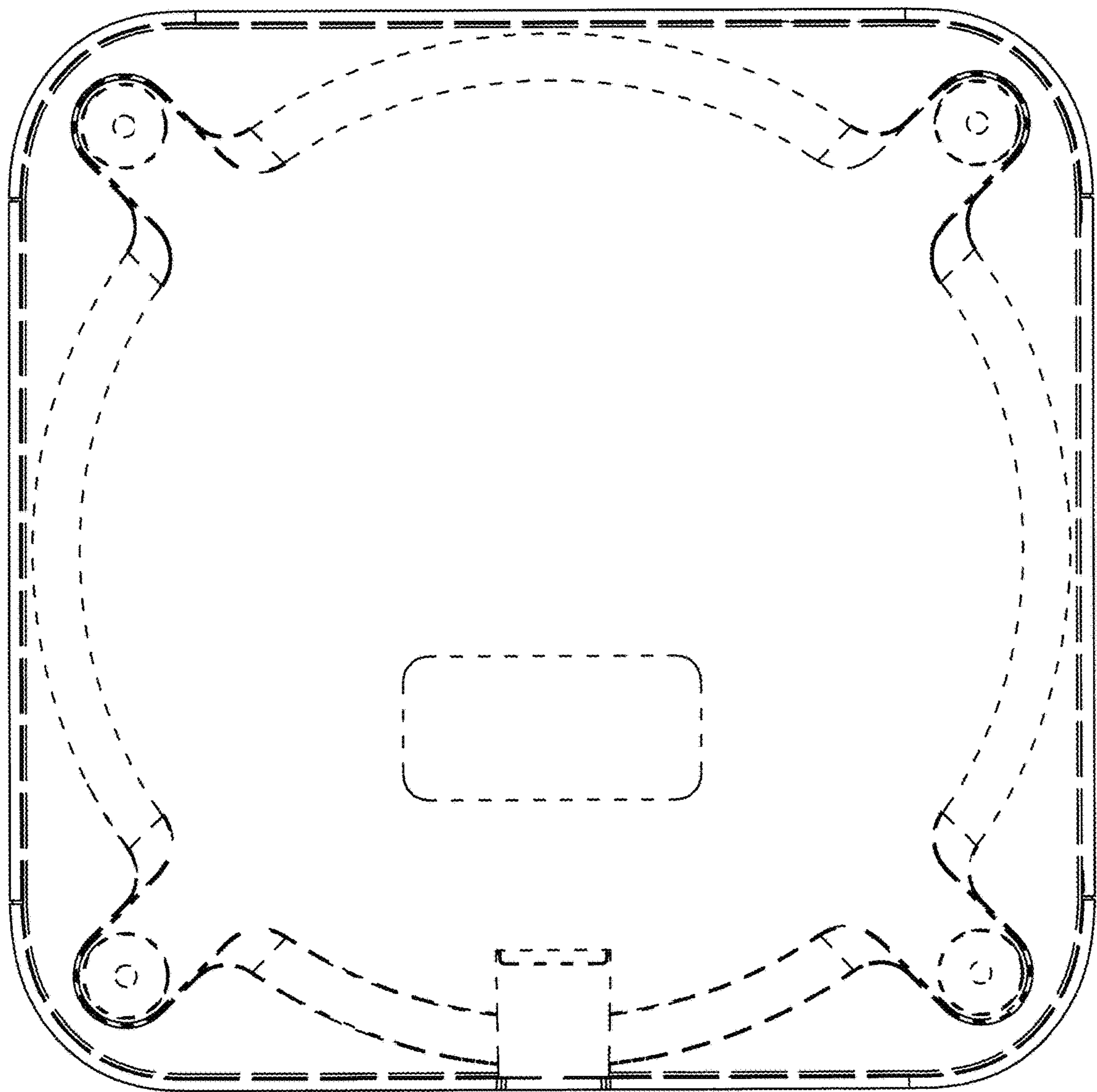


Fig. 7

