



US00D799015S

(12) **United States Design Patent**
Tang et al.

(10) **Patent No.:** **US D799,015 S**

(45) **Date of Patent:** **** Oct. 3, 2017**

(54) **FAN ASSEMBLY**

(71) Applicant: **ENVION, LLC**, Sherman Oaks, CA
(US)

(72) Inventors: **Hanmin Tang**, Shaighai (CN); **Jia Liang**, Shaighai (CN)

(73) Assignee: **ENVION, LLC**, Sherman Oaks, CA
(US)

(**) Term: **14 Years**

(21) Appl. No.: **29/520,429**

(22) Filed: **Mar. 13, 2015**

(30) **Foreign Application Priority Data**

Nov. 13, 2014 (CN) 2014 3 0445269

(51) **LOC (10) Cl.** **23-04**

(52) **U.S. Cl.**
USPC **D23/364**

(58) **Field of Classification Search**
USPC D23/355-356, 359, 364, 366
CPC B05C 11/00; B65D 37/00; B65D 35/22;
F24F 3/14
See application file for complete search history.

(56) **References Cited**

U.S. PATENT DOCUMENTS

D489,801 S * 5/2004 Shimizu D23/364
D548,825 S * 8/2007 Suzuki D23/364
D578,632 S * 10/2008 Chen D23/364
D595,824 S * 7/2009 Ohta D23/364

D595,825 S * 7/2009 Ohta D23/364
D597,643 S * 8/2009 Chen D23/364
D599,896 S * 9/2009 Choi D23/364
D603,496 S * 11/2009 Murai D23/364
D608,433 S * 1/2010 Murai D23/364
D643,520 S * 8/2011 Choi D23/364
D644,312 S * 8/2011 Tsuji D23/364
D719,251 S * 12/2014 Farone D23/364
D741,464 S * 10/2015 Ikegaya D23/364
D748,235 S * 1/2016 Yamashita D23/364
D749,202 S * 2/2016 Satou D23/364
D750,209 S * 2/2016 Satou D23/364
D751,184 S * 3/2016 Farone D23/364
D783,793 S * 4/2017 Satou D23/364

* cited by examiner

Primary Examiner — Michael A Pratt

(74) *Attorney, Agent, or Firm* — Eversheds Sutherland
(US) LLP

(57) **CLAIM**

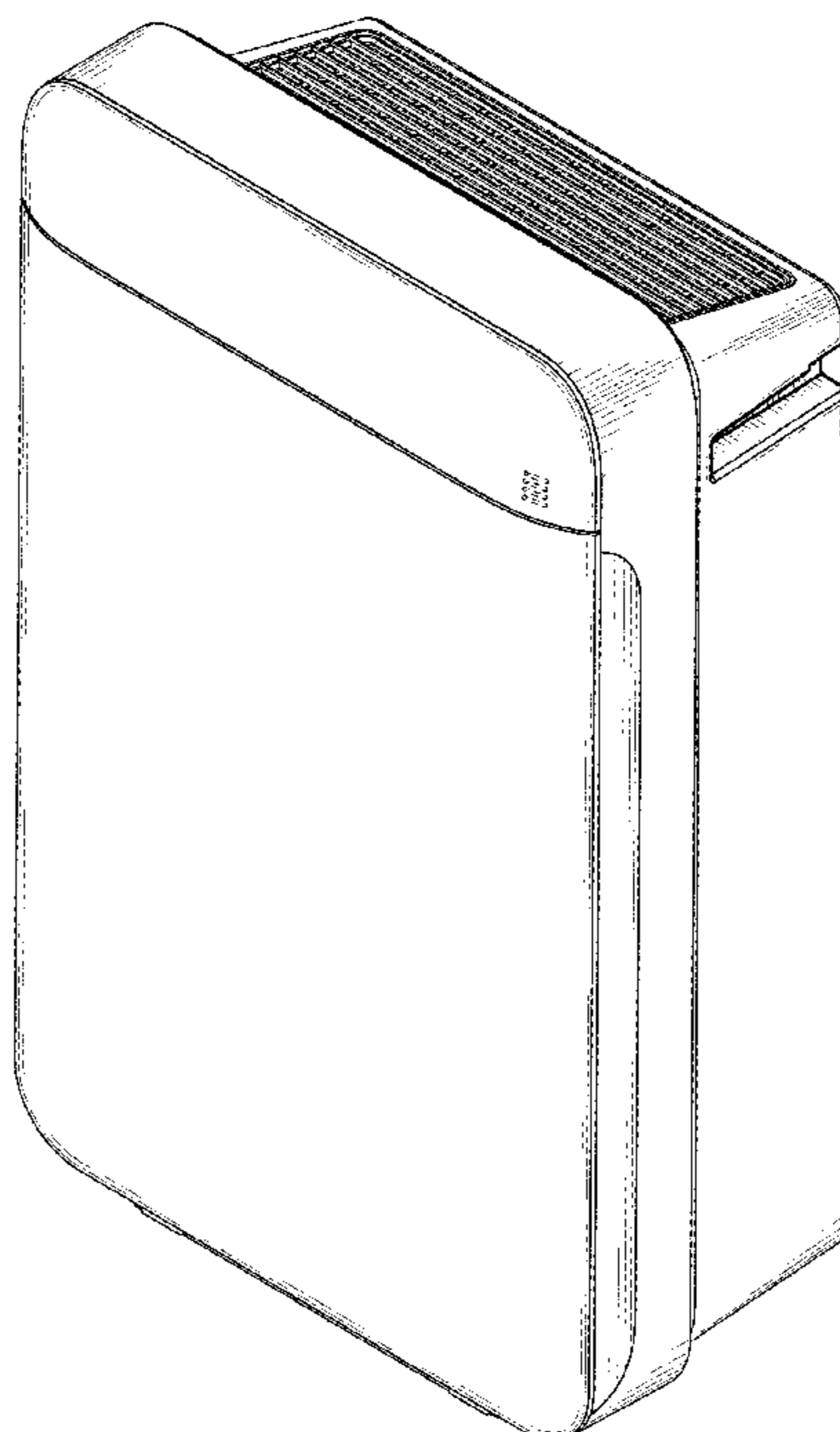
The ornamental design for a fan assembly, as shown and described.

DESCRIPTION

FIG. 1 is a perspective view of a fan assembly according to an embodiment of the disclosure;
FIG. 2 is a front view thereof;
FIG. 3 is a rear view thereof;
FIG. 4 is a side view thereof;
FIG. 5 is a side view thereof;
FIG. 6 is a top view thereof; and,
FIG. 7 is a bottom view thereof.

The broken lines in the drawings depict parts of the fan assembly that form no part of the claimed design.

1 Claim, 6 Drawing Sheets



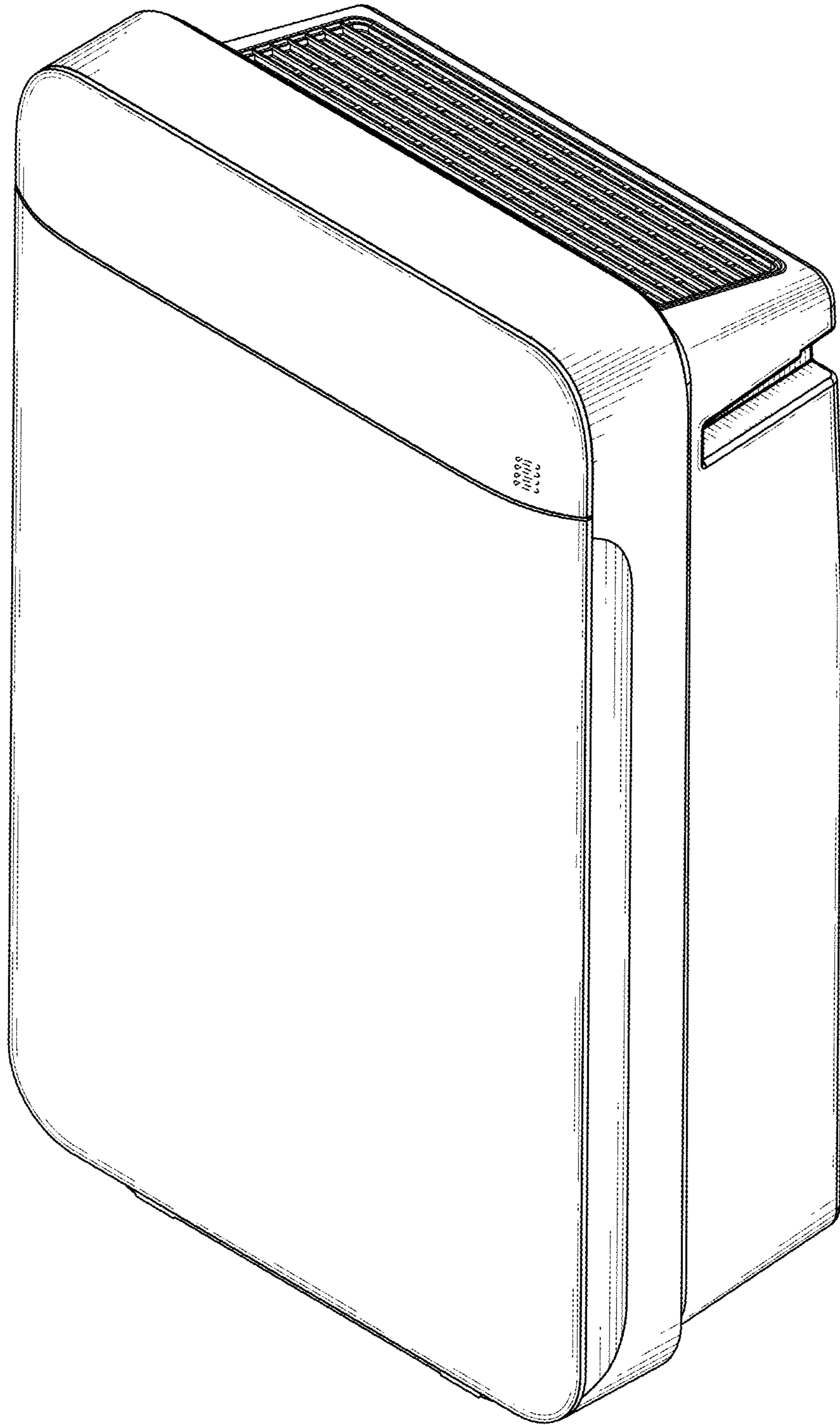


FIG. 1




FIG. 2




FIG. 3

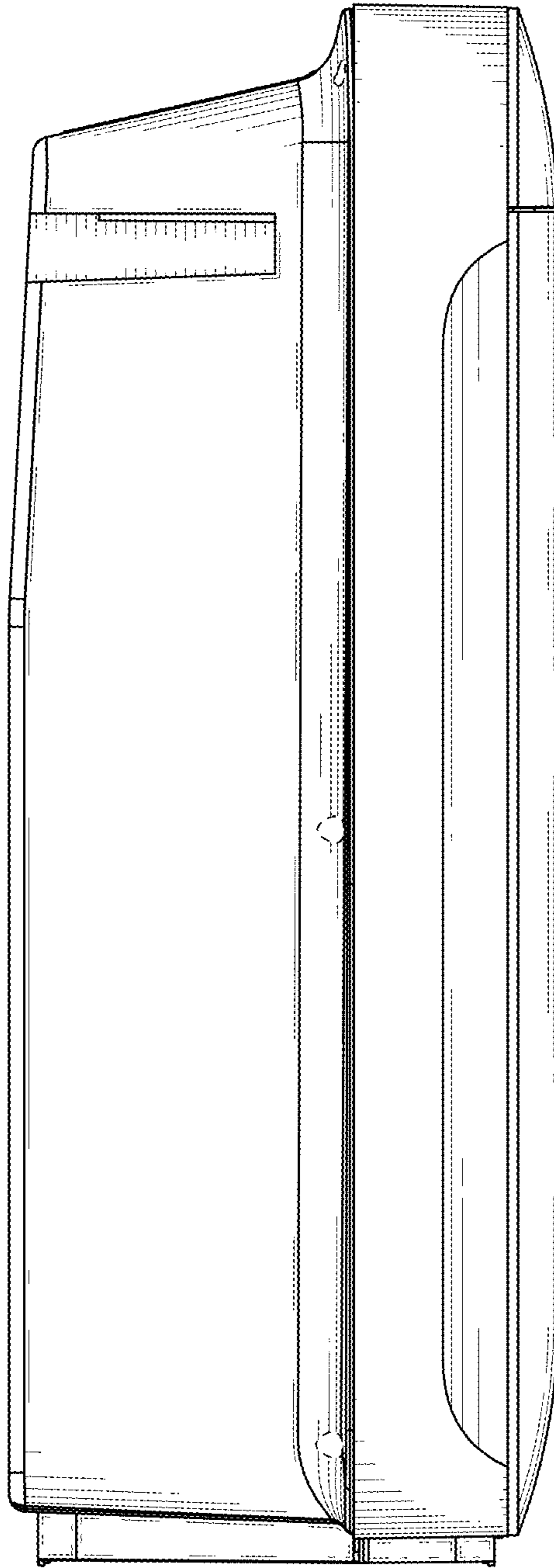


FIG. 4

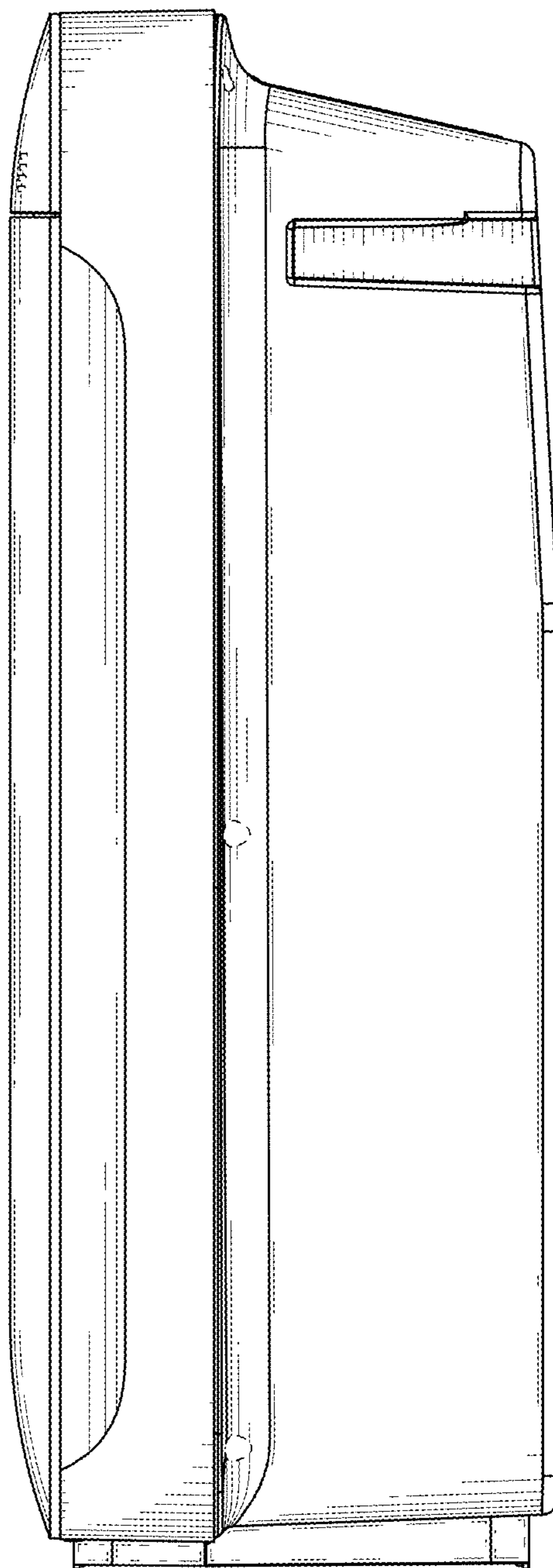


FIG. 5

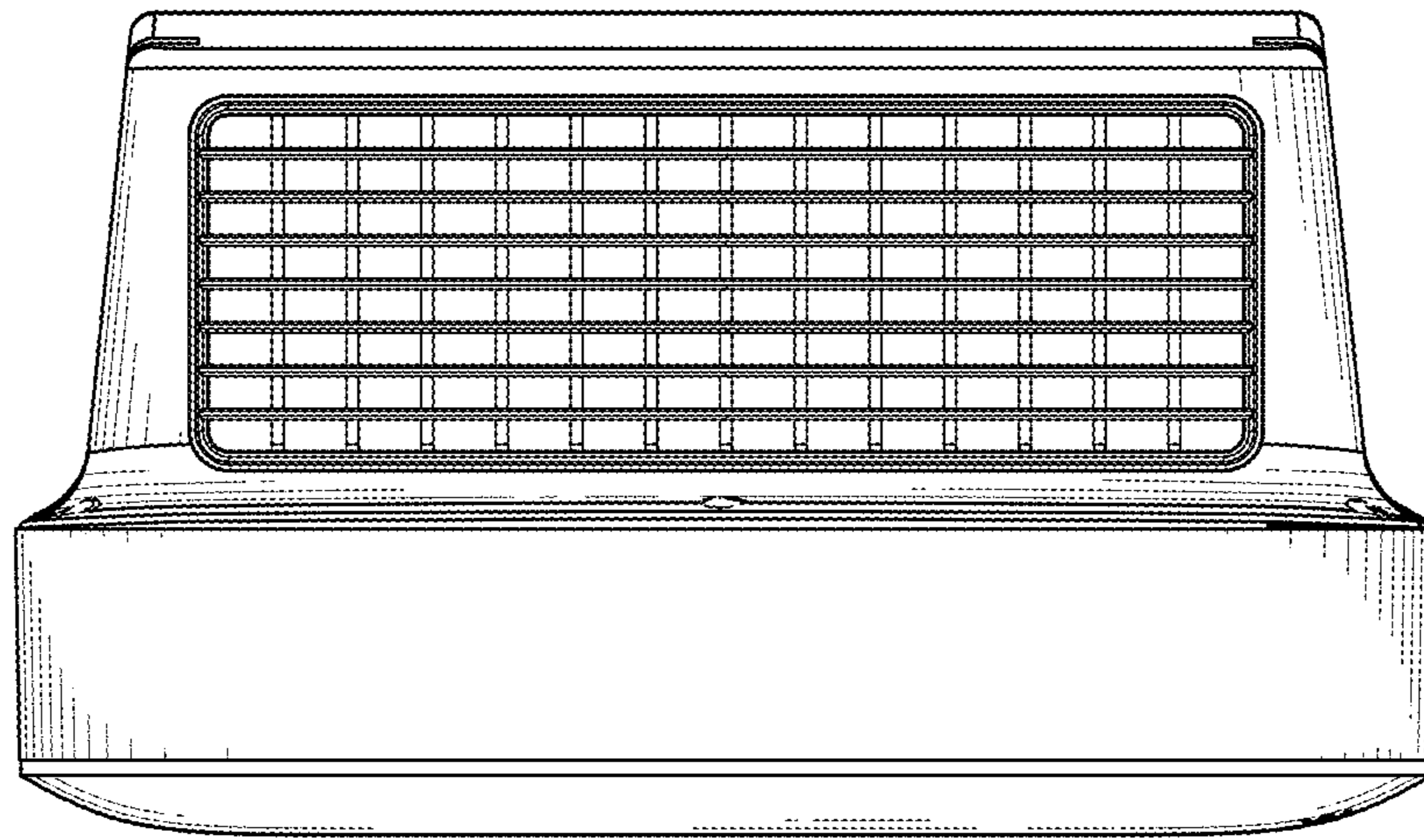


FIG. 6




FIG. 7