

US00D799012S

(12) **United States Design Patent**  
**Tamura et al.**

(10) **Patent No.:** **US D799,012 S**  
(45) **Date of Patent:** **\*\* Oct. 3, 2017**

(54) **HEAT EXCHANGER TUBE**  
(71) Applicant: **KOBE STEEL, LTD.**, Kobe-Shi (JP)  
(72) Inventors: **Keitaro Tamura**, Hyogo (JP);  
**Yasuyuki Fujii**, Hyogo (JP); **Yoshio**  
**Itsumi**, Hyogo (JP); **Hideto Oyama**,  
Hyogo (JP)

D52,569 S \* 10/1918 Hallgreen ..... D23/266  
D52,570 S \* 10/1918 Hallgreen ..... D23/266  
D52,571 S \* 10/1918 Hallgreen ..... D23/266  
1,803,279 A \* 4/1931 Chase ..... H01B 7/226  
138/129  
2,888,043 A \* 5/1959 Reid ..... B31C 3/00  
138/144

(Continued)

(73) Assignee: **Kobe Steel, Ltd.**, Kobe-shi (JP)

(\*\*) Term: **14 Years**

(21) Appl. No.: **29/513,034**

(22) Filed: **Dec. 24, 2014**

(30) **Foreign Application Priority Data**

Jun. 24, 2014 (JP) ..... 2014-013721

(51) **LOC (10) Cl.** ..... **23-03**

(52) **U.S. Cl.**  
USPC ..... **D23/323**

(58) **Field of Classification Search**

USPC ..... D23/386, 330, 323, 314, 266, 328, 333,  
D23/335, 336, 337, 341, 352, 357, 370,  
D23/385, 397, 399, 400, 406, 411, 413,  
D23/499; D25/125; D13/179  
CPC ..... F28F 3/00; F28F 3/025; F28F 3/08; F28F  
13/00; F28F 13/06; F28F 13/18; F28F  
13/185; F28F 13/04; F28F 3/048; F28F  
13/12; F28F 17/005; F28D 9/005; F28D  
9/0031; F28D 15/00; F28D 15/0233;  
B60H 1/2221; B60H 1/2225; F24H  
1/009; F24H 1/142; F24H 9/0015; F24H  
9/2028

See application file for complete search history.

(56) **References Cited**

**U.S. PATENT DOCUMENTS**

164,946 A \* 6/1875 Stone ..... B29C 63/10  
138/129  
D52,568 S \* 10/1918 Hallgreen ..... 138/122

**FOREIGN PATENT DOCUMENTS**

JP 1400430 S 11/2010

*Primary Examiner* — T. Chase Nelson

*Assistant Examiner* — Ania Aman

(74) *Attorney, Agent, or Firm* — Oblon, McClelland,  
Maier & Neustadt, L.L.P.

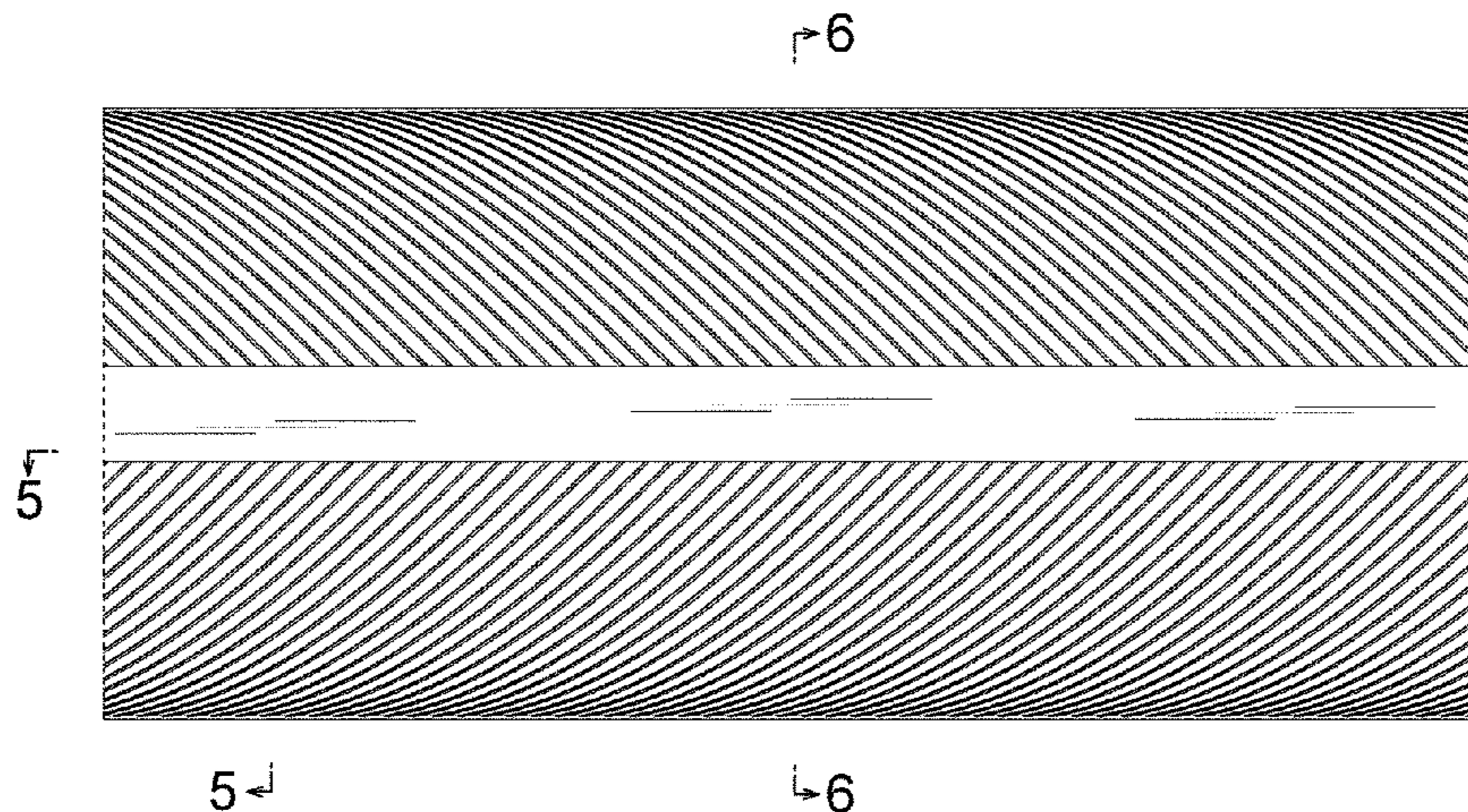
(57) **CLAIM**

The ornamental design for a heat exchanger tube, as shown  
and described.

**DESCRIPTION**

FIG. 1 is a front view of a heat exchanger tube, the opposite  
side being a mirror image of the side shown herein;  
FIG. 2 is a left side view thereof;  
FIG. 3 is a right side view thereof;  
FIG. 4 is a top view thereof, the opposite side being an  
identical image of the side shown herein;  
FIG. 5 is an enlarged view of part 5-5 in FIG. 1 thereof;  
FIG. 6 is a cross-sectional view taken along line 6-6 in FIG.  
1; and,  
FIG. 7 is an enlarged view of part 7-7 in FIG. 6 thereof.  
In the drawings, the broken lines depict portions of the heat  
exchanger tube that are environmental subject matter only  
and form no part of the claimed design.  
The broken lines on the ends of the heat exchanger tube in  
the drawings indicate that any portion of the article beyond  
what is shown forms no part of the claimed design.

**1 Claim, 7 Drawing Sheets**



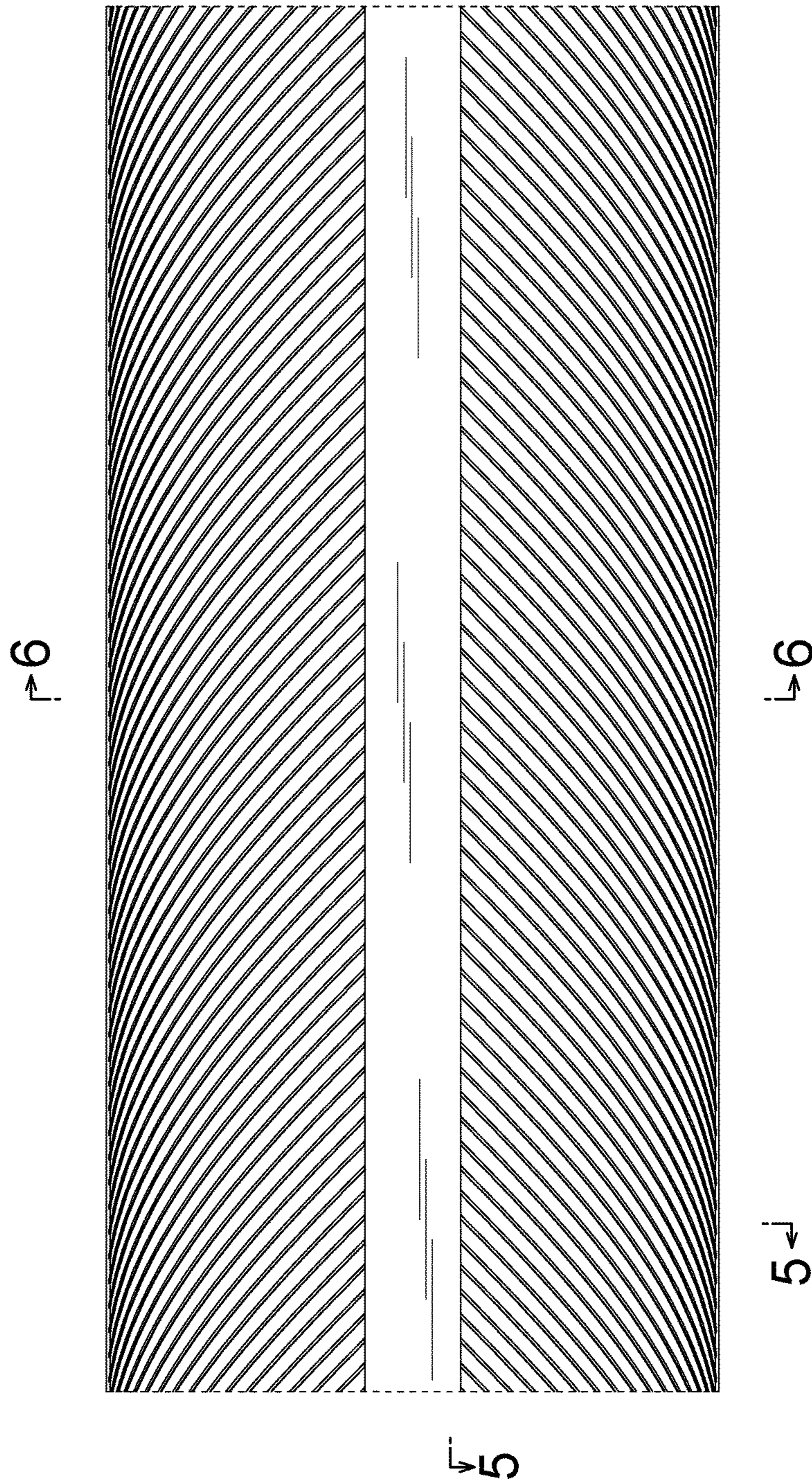
(56)

**References Cited**

U.S. PATENT DOCUMENTS

<p>2,914,833 A * 12/1959 Hart, Jr. .... B28B 7/34 138/145</p> <p>3,004,330 A * 10/1961 Wilkins ..... B21C 37/14 138/115</p> <p>3,154,141 A * 10/1964 Huet ..... F28F 1/12 165/133</p> <p>D213,828 S * 4/1969 Blake ..... D23/266</p> <p>3,534,778 A * 10/1970 Goecke ..... F16L 11/112 138/122</p> <p>4,253,519 A * 3/1981 Kun ..... F28B 9/08 165/110</p> <p>4,551,140 A * 11/1985 Shinohara ..... A61J 1/05 138/118</p> <p>D296,355 S * 6/1988 Kanao ..... D23/266</p> <p>D296,356 S * 6/1988 Kanao ..... D23/266</p> <p>D376,193 S * 12/1996 Lennartsson ..... D23/266</p> <p>D407,696 S * 4/1999 Shimazu ..... D13/182</p>	<p>D413,657 S * 9/1999 Lidgett ..... D23/266</p> <p>D419,653 S * 1/2000 Lidgett ..... D23/266</p> <p>D425,184 S * 5/2000 Lidgett ..... D23/266</p> <p>6,410,852 B1 * 6/2002 Schimpf ..... H02G 3/0468 138/121</p> <p>D522,654 S * 6/2006 Houston ..... D24/155</p> <p>D611,576 S * 3/2010 Tokuno ..... D23/266</p> <p>D743,657 S * 11/2015 Kim ..... D32/31</p> <p>D757,662 S * 5/2016 Fujii ..... D13/179</p> <p>D763,804 S * 8/2016 Sakamoto ..... D13/179</p> <p>D776,801 S * 1/2017 Tamura ..... D23/330</p> <p>2002/0033035 A1 * 3/2002 Zifferer ..... B21C 37/207 72/96</p> <p>2002/0124636 A1 * 9/2002 Massie ..... G01B 5/28 73/105</p> <p>2005/0150640 A1 * 7/2005 Nadig ..... F28F 1/36 165/141</p> <p>2005/0189094 A1 * 9/2005 Van Decker ..... F28D 7/0016 165/140</p>
--	--

\* cited by examiner



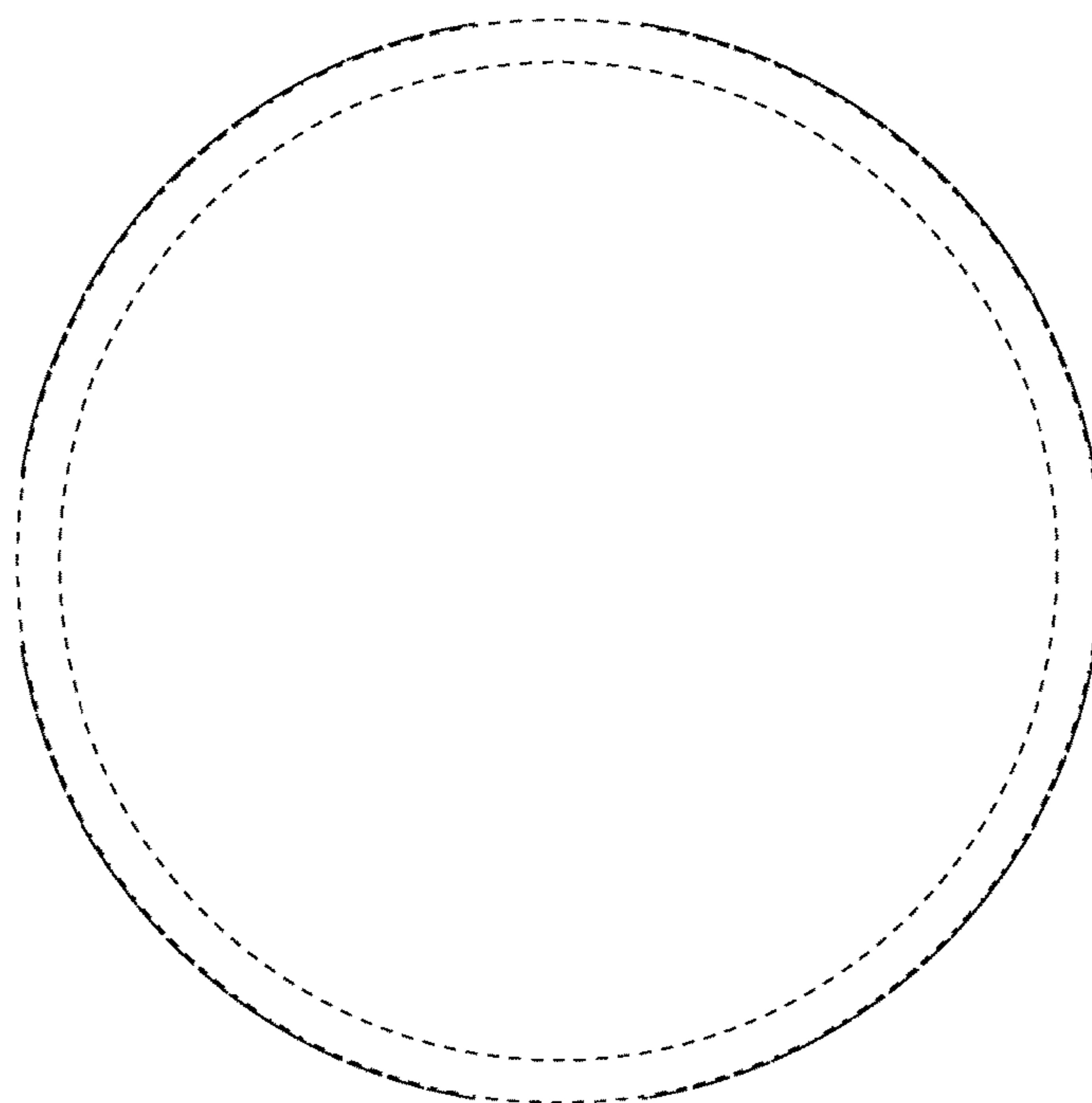


FIG. 2

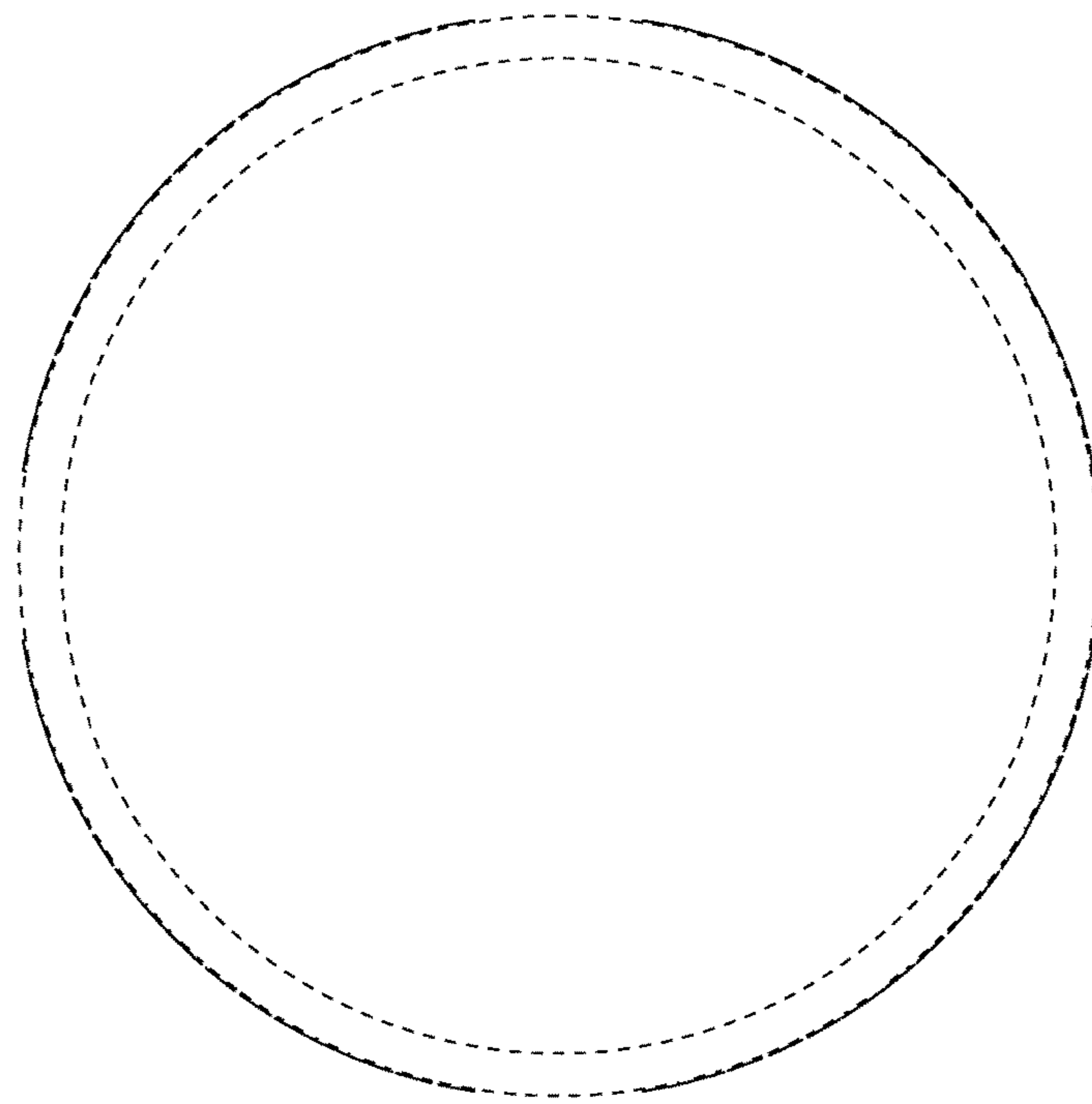


FIG. 3





FIG.4

FIG. 5



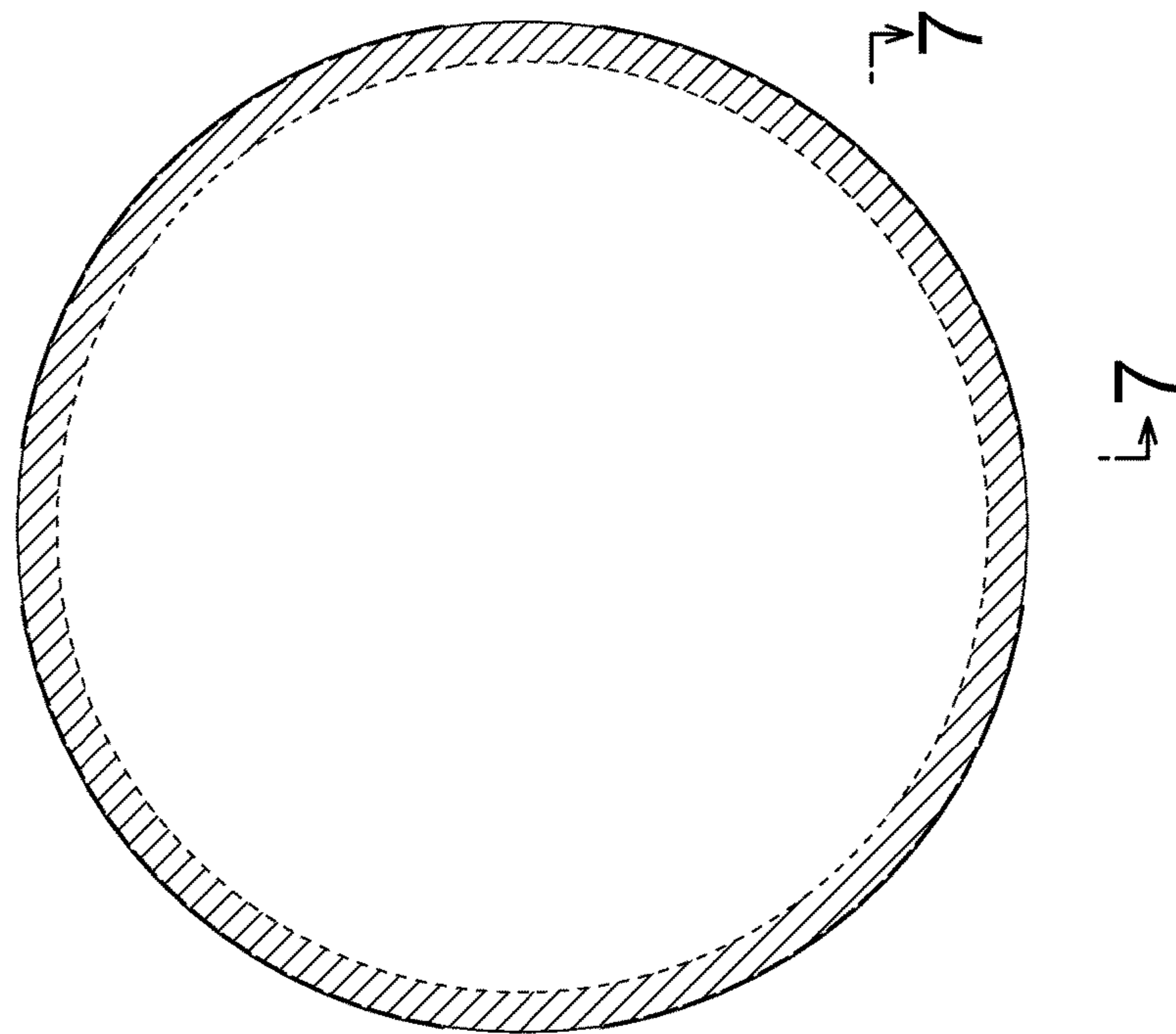


FIG.6



FIG. 7

