



US00D798987S

(12) **United States Design Patent** (10) **Patent No.:** **US D798,987 S**
Raczykowski et al. (45) **Date of Patent:** **** Oct. 3, 2017**

(54) **KNIFE HANDLE**
 (71) Applicant: **Buck Knives, Inc.**, Post Falls, ID (US)
 (72) Inventors: **Daniel Gene Raczykowski**, Spokane, WA (US); **Kevin Mason**, Post Falls, ID (US)
 (73) Assignee: **BUCK KNIVES, INC.**, Post Falls, ID (US)

D638,904 S * 5/2011 Freeman D22/118
 D709,983 S * 7/2014 Cagampang D22/118
 D768,804 S * 10/2016 Mundhra D22/118

* cited by examiner

Primary Examiner — Catheri Oliver-Garcia
 (74) *Attorney, Agent, or Firm* — Kilpatrick Townsend & Stockton LLP

(**) Term: **15 Years**

(21) Appl. No.: **29/551,998**

(22) Filed: **Jan. 19, 2016**

(51) **LOC (10) Cl.** **22-02**

(52) **U.S. Cl.**
 USPC **D22/118**

(58) **Field of Classification Search**
 USPC D22/118; D8/95–99; 30/294, 329,
 30/333–334, 336–338, 340; D7/649–651
 CPC B26B 1/042; B26B 1/048
 See application file for complete search history.

(56) **References Cited**

U.S. PATENT DOCUMENTS

D402,178 S * 12/1998 Glesser D8/107
 D459,189 S * 6/2002 Chong D8/99

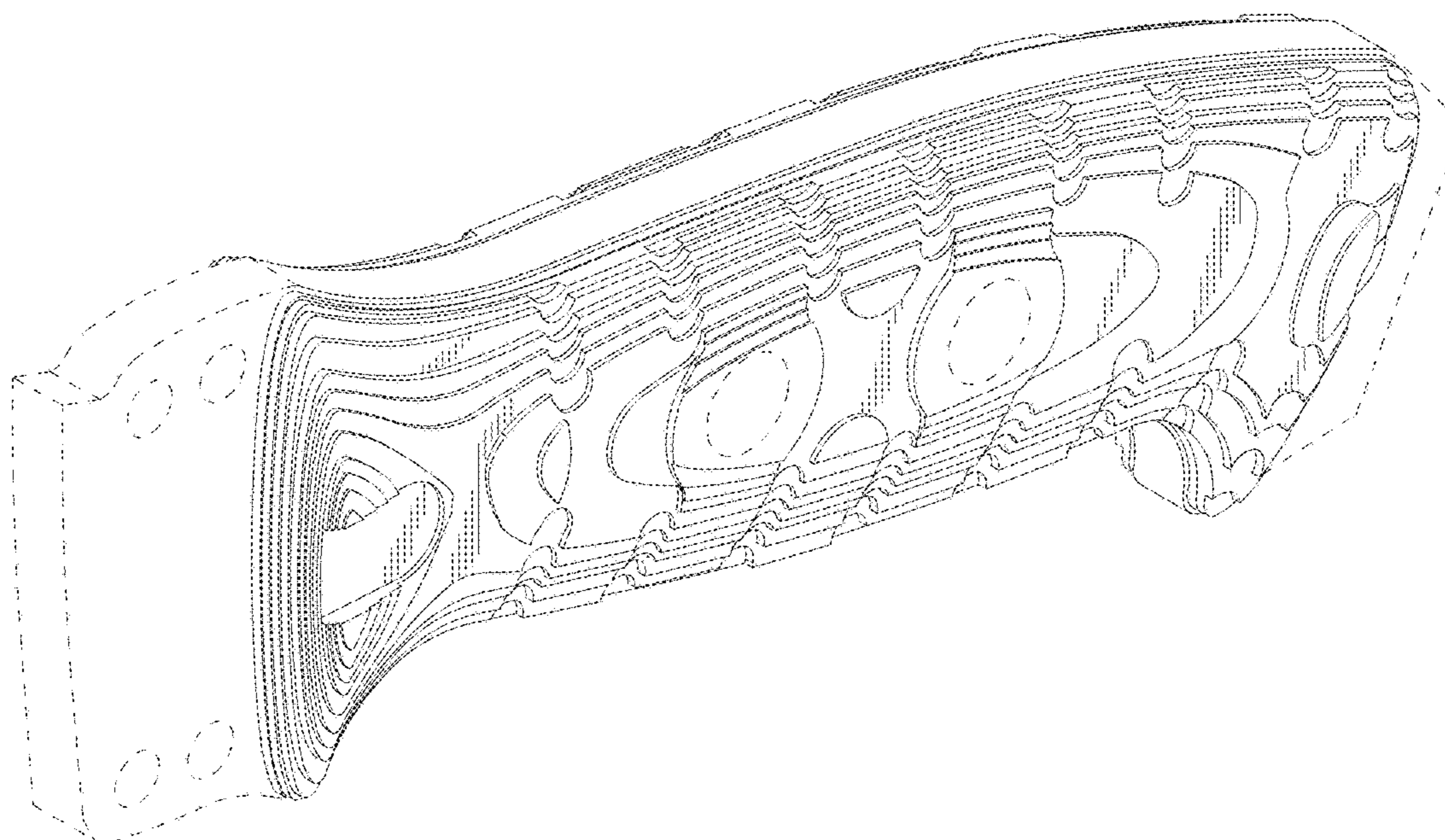
(57) **CLAIM**

The ornamental design for a knife handle, as shown and described.

DESCRIPTION

FIG. 1 is a perspective view of a knife handle showing our new design;
 FIG. 2 is a left side elevational view thereof;
 FIG. 3 is a right side elevational view thereof;
 FIG. 4 is a top plan view thereof;
 FIG. 5 is a bottom plan view thereof;
 FIG. 6 is a front elevational view thereof; and,
 FIG. 7 is a rear elevational view thereof.
 The broken lines shown represent unclaimed subject matter and form no part of the claimed design.

1 Claim, 6 Drawing Sheets



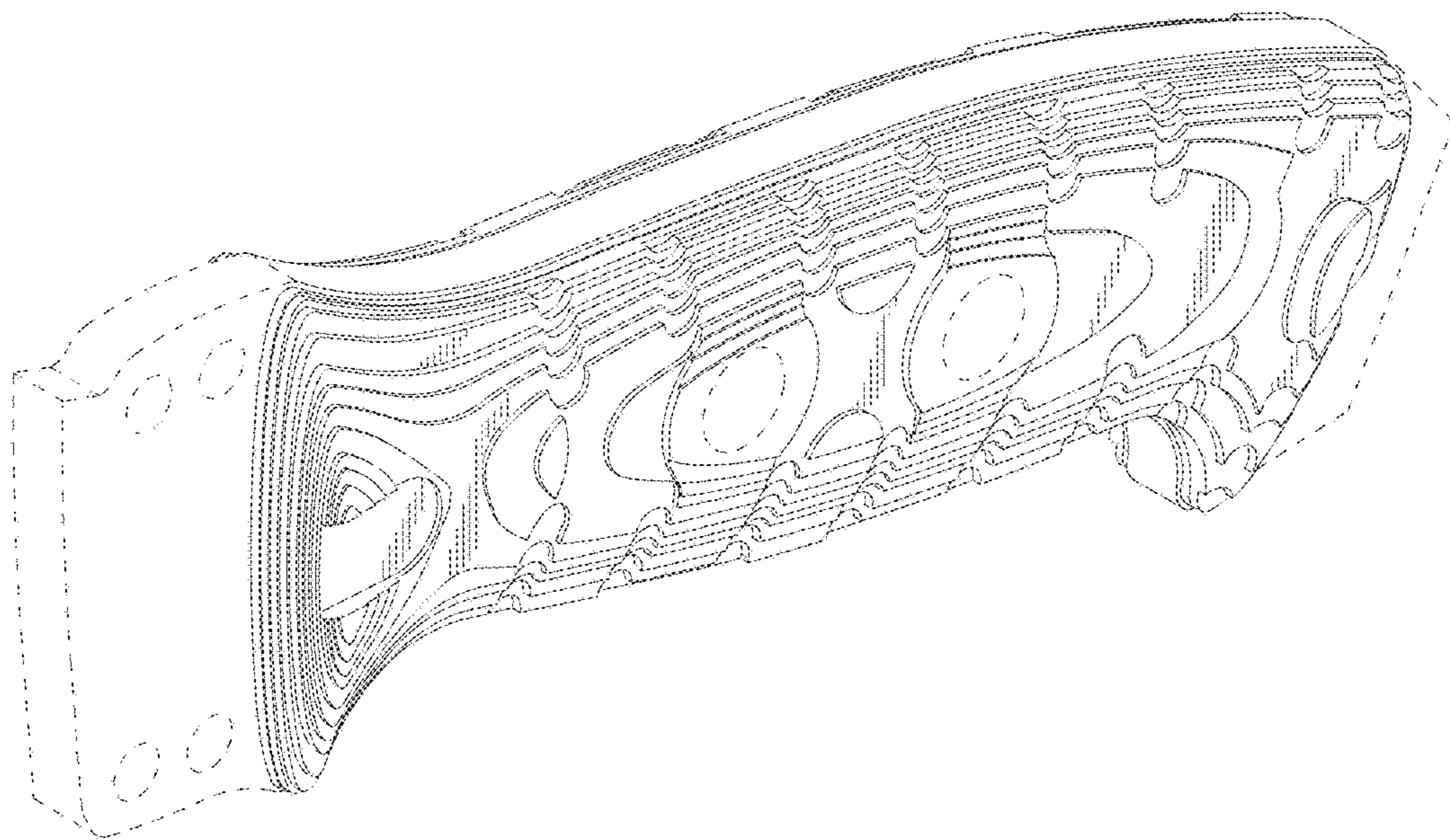


FIG. 1

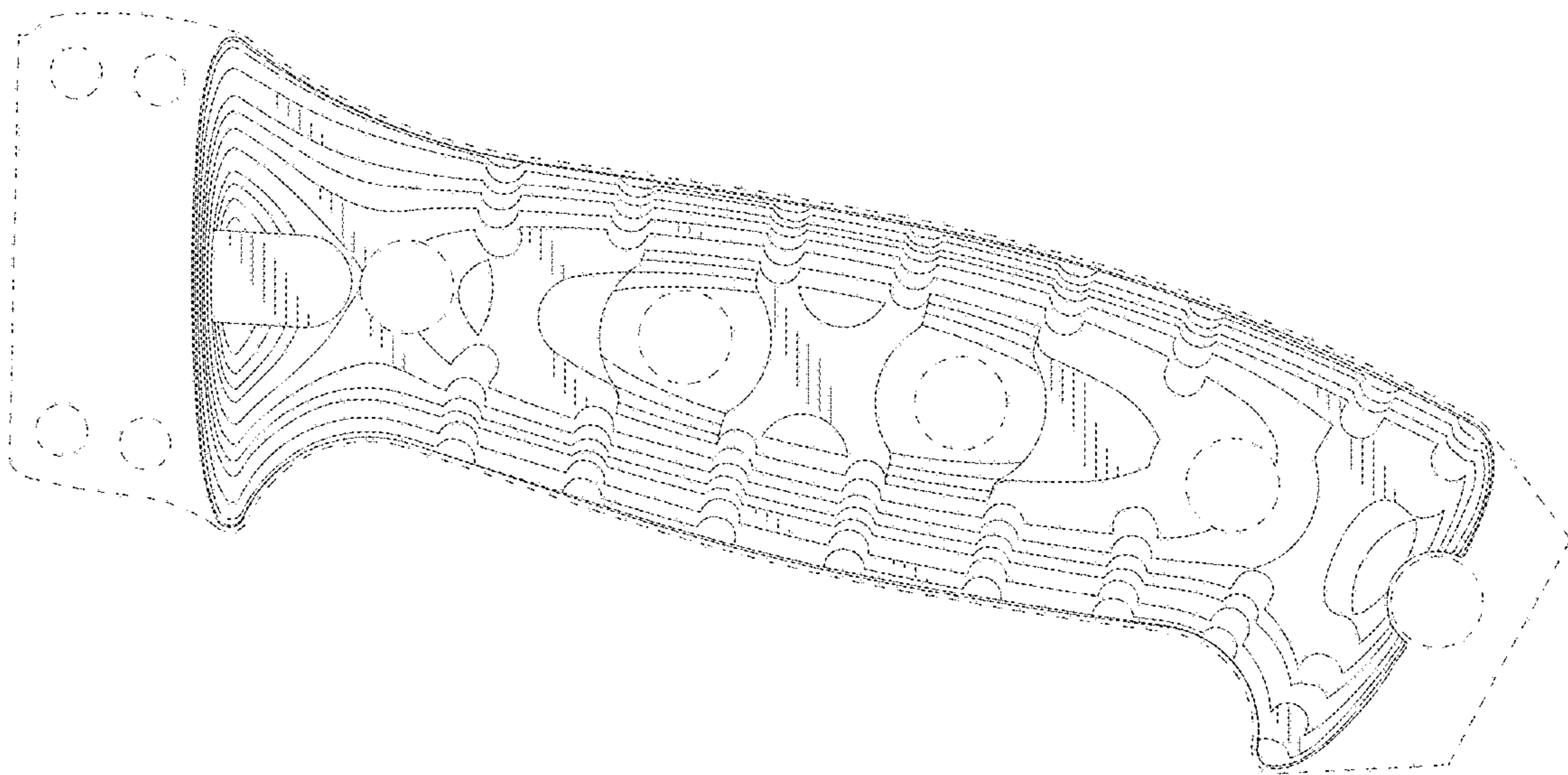


FIG. 2

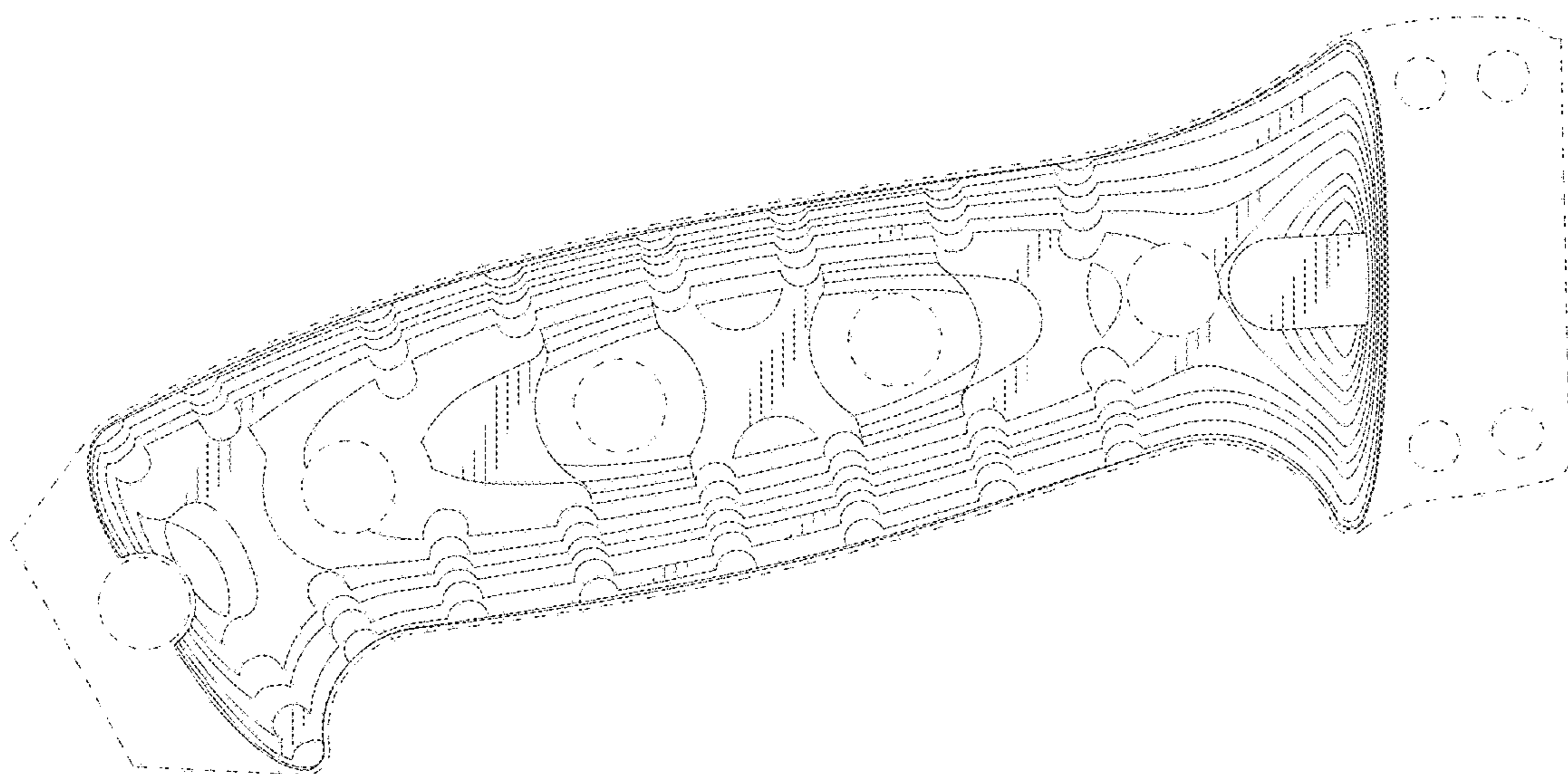


FIG. 3




FIG. 4




FIG. 5




FIG. 7




FIG. 6