



US00D798968S

(12) **United States Design Patent** (10) **Patent No.:** **US D798,968 S**
Lien (45) **Date of Patent:** **** Oct. 3, 2017**

(54) **GRIPPED WEIGHT PLATE**

(71) Applicant: **USA Sports, Inc.**, Houston, TX (US)

(72) Inventor: **Louis Lien**, Bellaire, TX (US)

(73) Assignee: **USA Sports, Inc.**, Houston, TX (US)

(**) Term: **15 Years**

(21) Appl. No.: **29/534,884**

(22) Filed: **Jul. 31, 2015**

(51) **LOC (10) Cl.** **21-02**

(52) **U.S. Cl.**
USPC **D21/680**

(58) **Field of Classification Search**
USPC D21/681, 680, 684, 682, 694, 679, 803,
D21/770, 801; 482/93, 106, 104, 108,
(Continued)

(56) **References Cited**

U.S. PATENT DOCUMENTS

D355,007 S * 1/1995 Rojas D21/681
D406,183 S * 2/1999 Zovich D21/680
(Continued)

OTHER PUBLICATIONS

Plates by Troy dated no date available Found online [Jun. 19, 2017]
http://www.troybarbell.com/items.aspx?brand=usa&cat=plate&catnumber=5&item=221&count=1&pages=0¤tPix=NaN&remainder=NaN&bt=NaN&dimLeft=undefined&dimRight=undefined&lang=en.*
(Continued)

Primary Examiner — Robert M Spear

Assistant Examiner — Ryan Harvey

(57) **CLAIM**

The ornamental design for a gripped weight plate, as shown and described.

DESCRIPTION

FIG. 1 is a front side view of the first embodiment of the claimed design. The back side view is exactly the same as the front side view.

FIG. 2 is a right side view of the first embodiment of the claimed design.

FIG. 3 is a left side view of the first embodiment of the claimed design.

FIG. 4 is a bottom view of the first embodiment of the claimed design.

FIG. 5 is a top view of the first embodiment of the claimed design.

FIG. 6 is a front side view of the second embodiment of the claimed design. The back side view is exactly the same as the front side view.

FIG. 7 is a right side view of the second embodiment of the claimed design.

FIG. 8 is a left side view of the second embodiment of the claimed design.

FIG. 9 is a bottom view of the second embodiment of the claimed design.

FIG. 10 is a top view of the second embodiment of the claimed design.

FIG. 11 is a front side view of the third embodiment of the claimed design. The back side view is exactly the same as the front side view.

FIG. 12 is a right side view of the third embodiment of the claimed design.

FIG. 13 is a left side view of the third embodiment of the claimed design.

FIG. 14 is a bottom view of the third embodiment of the claimed design.

FIG. 15 is a top view of the third embodiment of the claimed design.

FIG. 16 is a front side view of the fourth embodiment of the claimed design. The back side view is exactly the same as the front side view.

FIG. 17 is a right side view of the fourth embodiment of the claimed design.

FIG. 18 is a left side view of the fourth embodiment of the claimed design.

FIG. 19 is a bottom view of the fourth embodiment of the claimed design.

FIG. 20 is a top view of the fourth embodiment of the claimed design.

FIG. 21 is a front side view of the fifth embodiment of the claimed design. The back side view is exactly the same as the front side view.

(Continued)

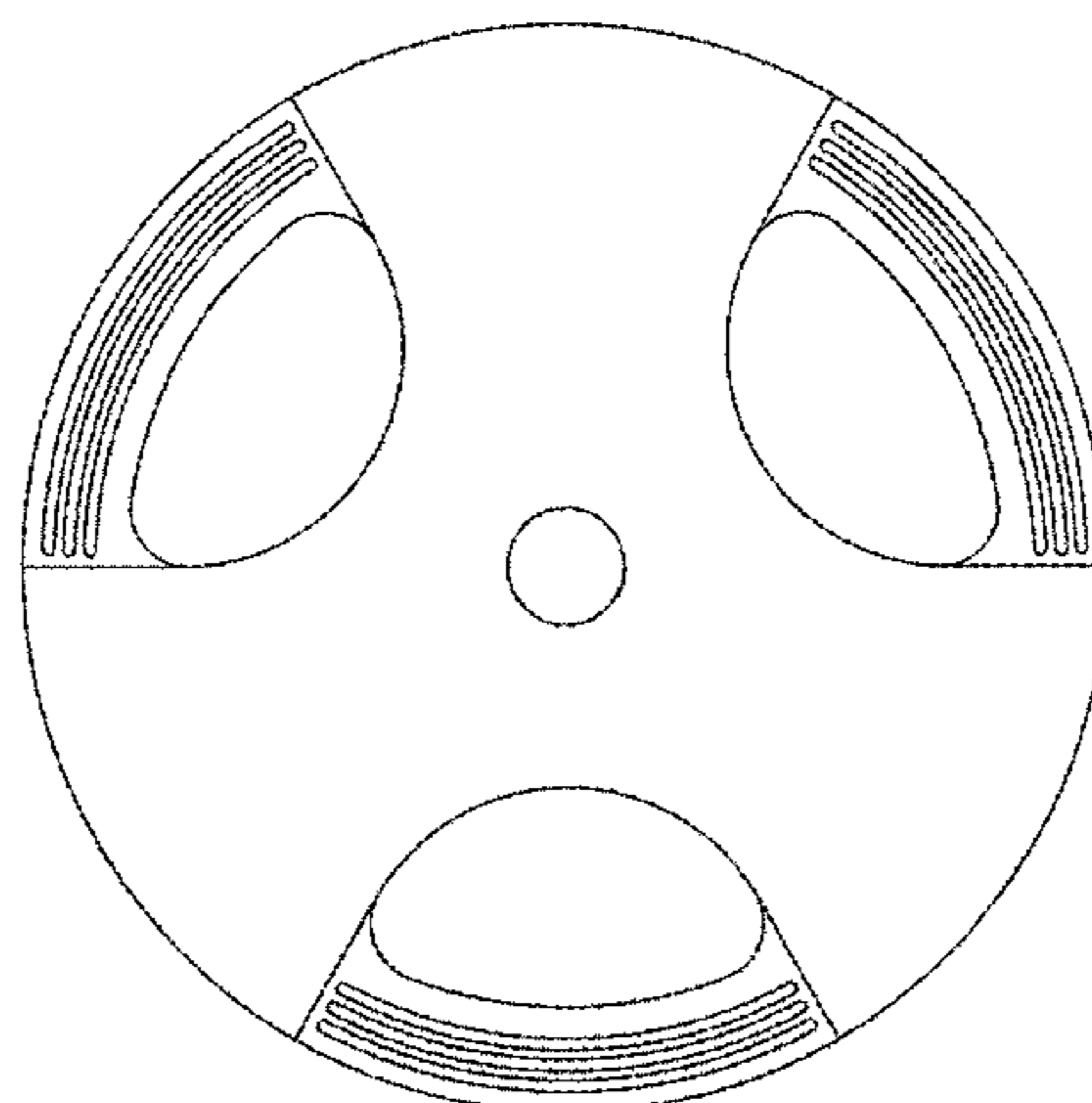


FIG. 22 is a right side view of the fifth embodiment of the claimed design.

FIG. 23 is a left side view of the fifth embodiment of the claimed design.

FIG. 24 is a bottom view of the fifth embodiment of the claimed design; and,

FIG. 25 is a top view of the fifth embodiment of the claimed design.

1 Claim, 10 Drawing Sheets

(58) **Field of Classification Search**

USPC 482/45, 110, 44; 29/428; 446/170;
273/109; D30/160; 441/66, 131, 67;
114/345, 361; D12/316, 202; D7/608,
D7/606

CPC . A63B 21/0728; A63B 21/072; A63B 21/075;
A63B 21/06; A63B 21/0724

See application file for complete search history.

(56) **References Cited**

U.S. PATENT DOCUMENTS

D409,695 S * 5/1999 Rojas D21/680
D421,076 S * 2/2000 Lincir D21/681
D424,140 S * 5/2000 Lincir D21/680
D433,469 S * 11/2000 Rojas D21/680
D433,720 S * 11/2000 Rojas D21/680

D433,721 S * 11/2000 Rojas D21/680
D434,090 S * 11/2000 Wallace D21/680
D439,290 S * 3/2001 Rojas D21/680
D448,055 S * 9/2001 Lien D21/680
D451,159 S * 11/2001 Rojas D21/680
D454,167 S * 3/2002 Lincir D21/680
D463,001 S * 9/2002 Buchanan D21/680
D474,517 S * 5/2003 Harms D21/680
D476,383 S * 6/2003 Chen D21/680
D483,083 S * 12/2003 Allshouse D21/680
D505,459 S * 5/2005 Lagattuta D21/680
D562,415 S * 2/2008 Xu D21/680
D562,919 S * 2/2008 Hillson D21/680
D566,207 S * 4/2008 Cao D21/681
D606,133 S * 12/2009 Lien D21/681
D643,075 S * 8/2011 Childs D21/680
D673,230 S * 12/2012 Qin D21/680
D684,224 S * 6/2013 Davies, III D21/680
D749,177 S * 2/2016 Childs D21/682
2002/0091044 A1 * 7/2002 Lien A63B 21/06
482/106
2006/0211547 A1 * 9/2006 Lien A63B 21/0728
482/93
2007/0135271 A1 * 6/2007 Lien A63B 21/0724
482/93
2017/0151460 A1 * 6/2017 Jennings A63B 21/0728

OTHER PUBLICATIONS

OPT by Body Solid dated no date received. Found online [Jun. 19, 2017] https://www.bodysolid.com/commercial/opt/steel_grip_olympic_plates.*

* cited by examiner

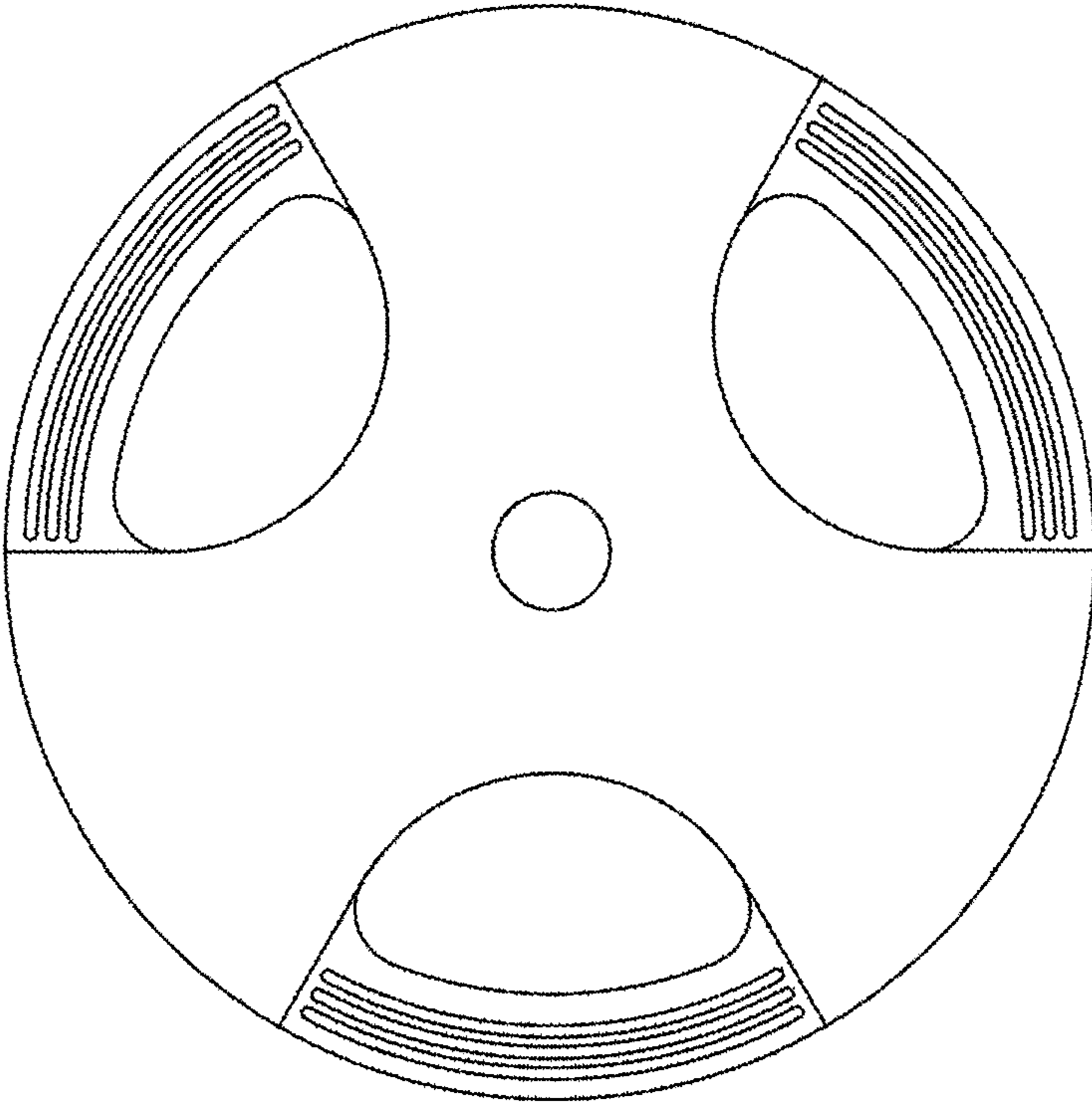


FIG. 1

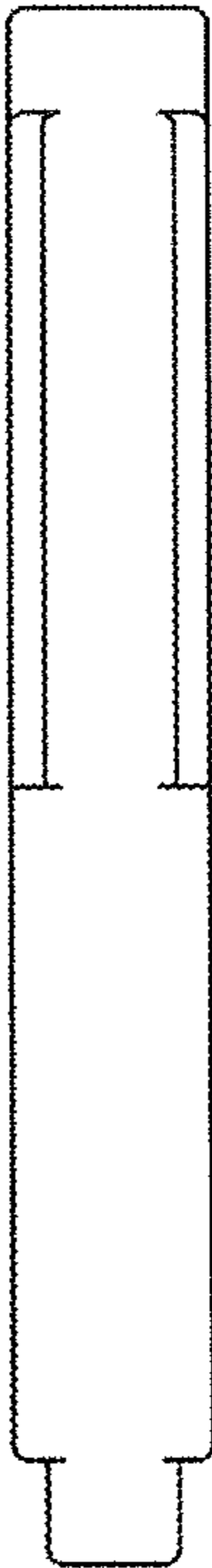


FIG. 2

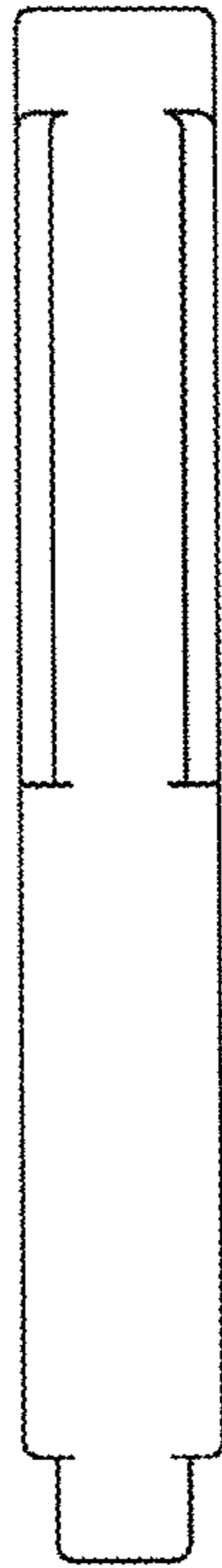


FIG. 3




FIG. 4



FIG. 5

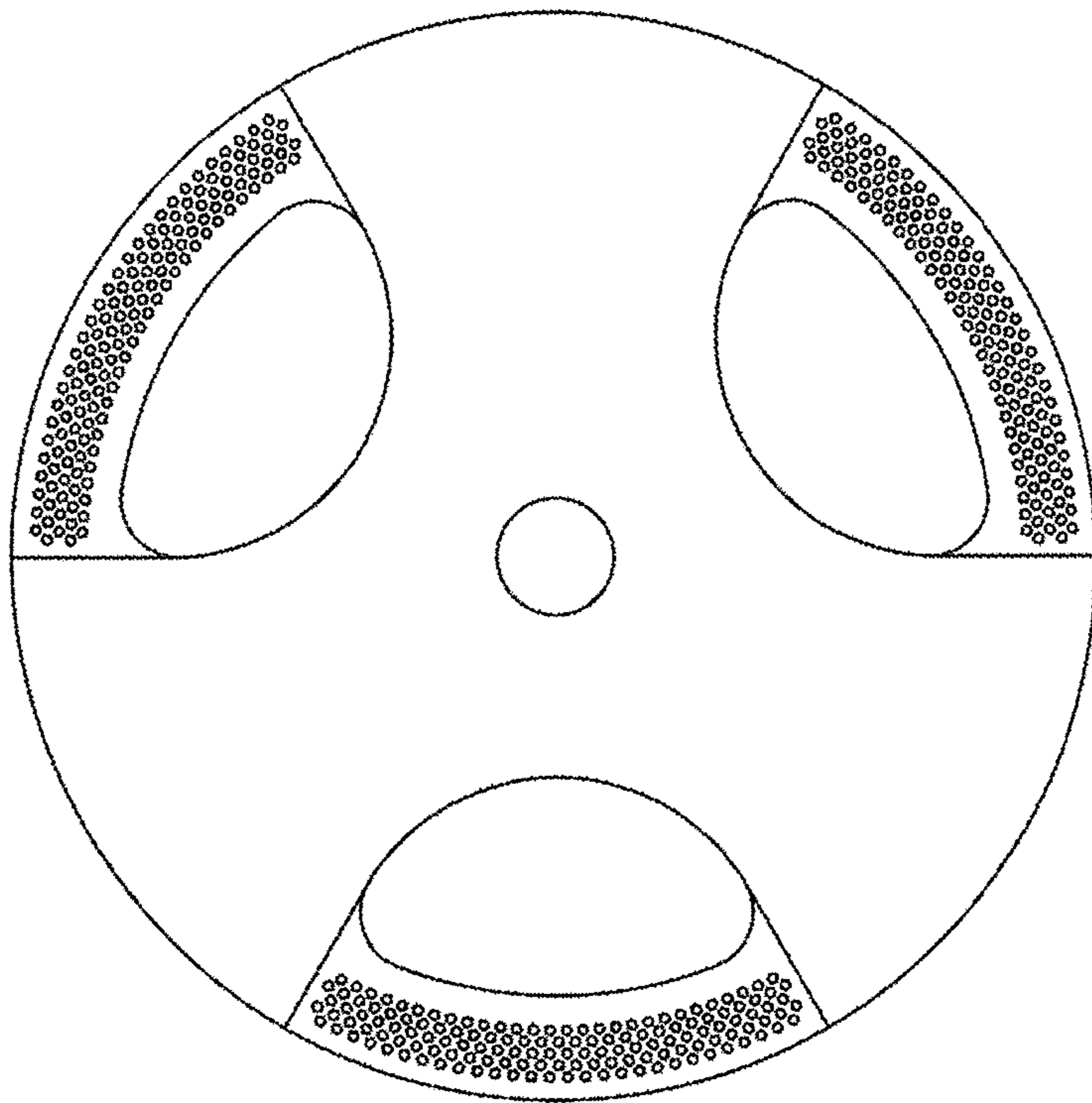


FIG. 6

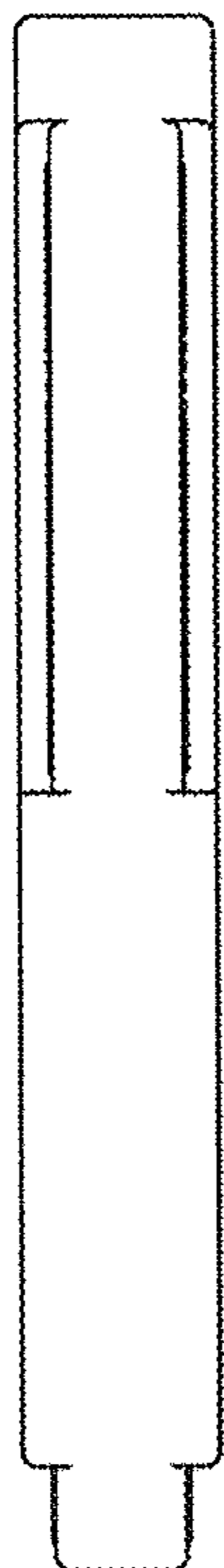


FIG. 7

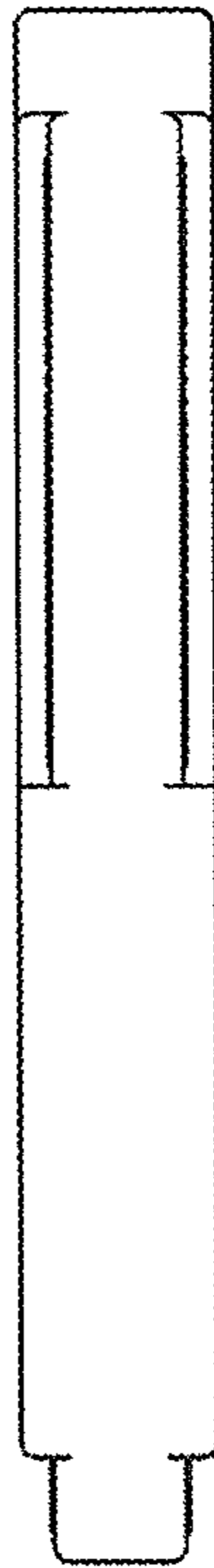


FIG. 8




FIG. 9



FIG. 10

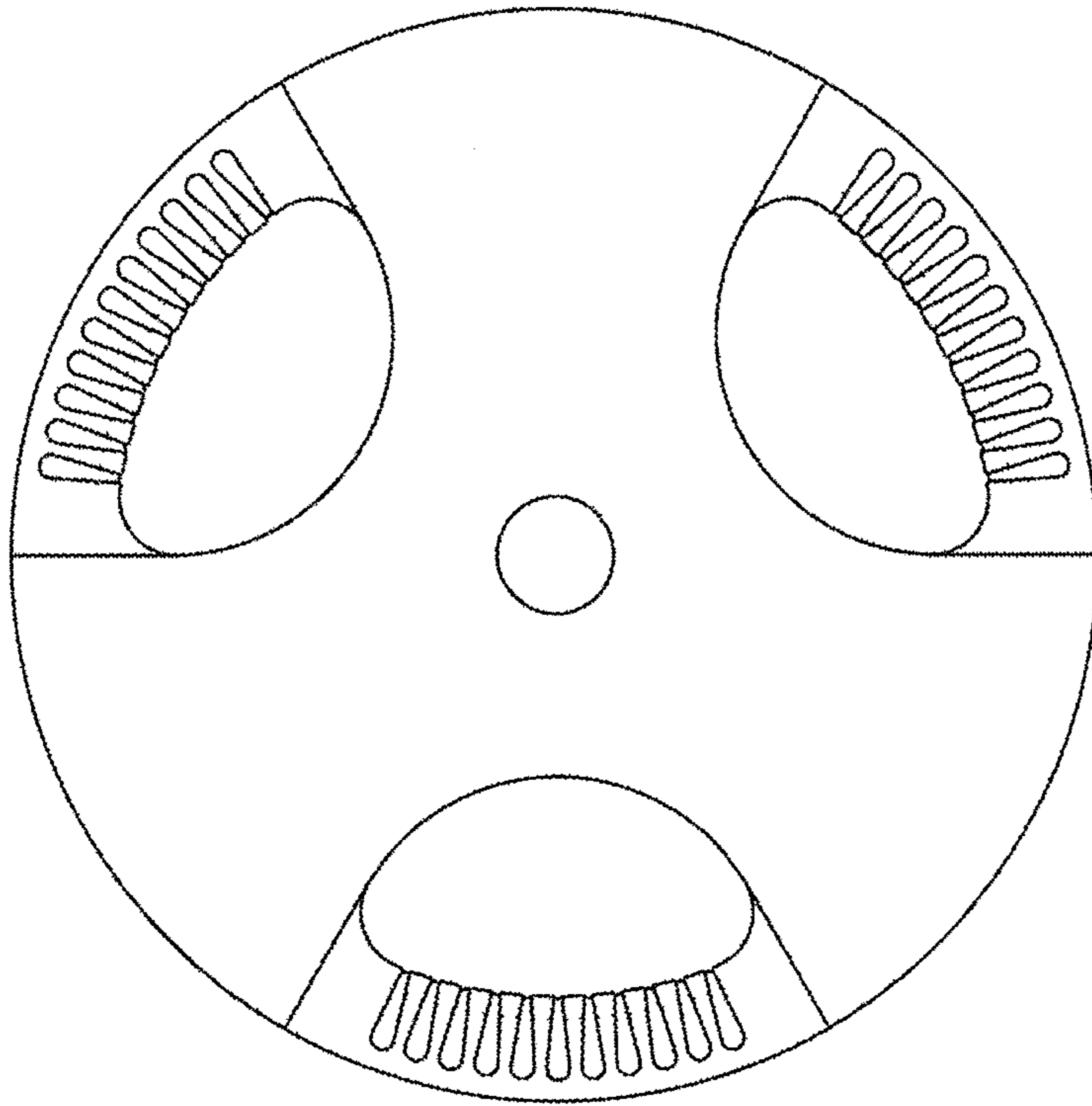


FIG. 11

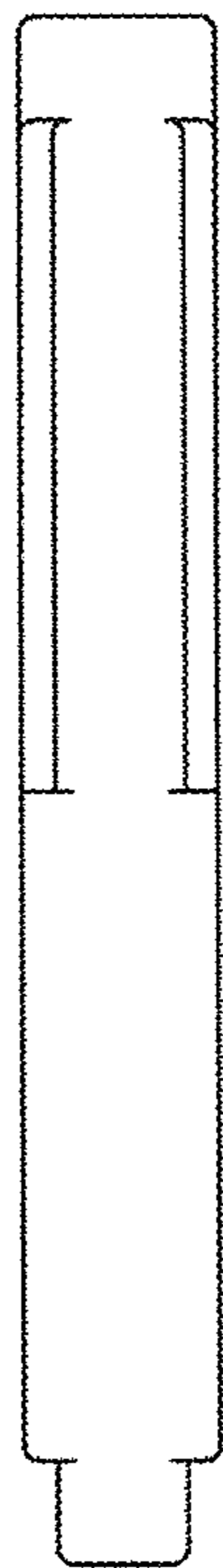


FIG. 12

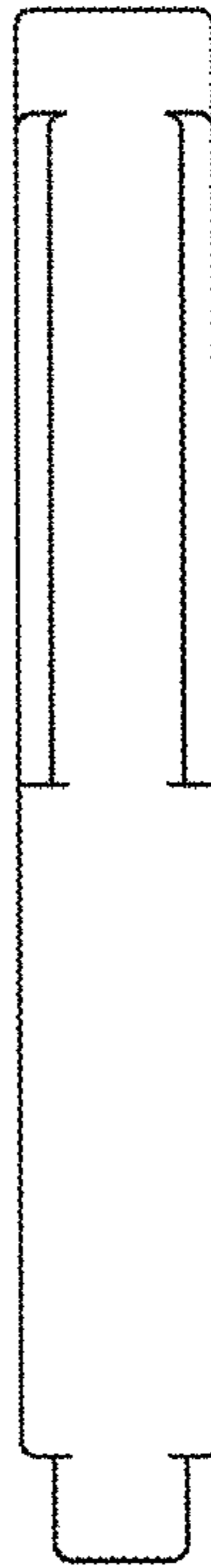


FIG. 13



FIG. 14



FIG. 15

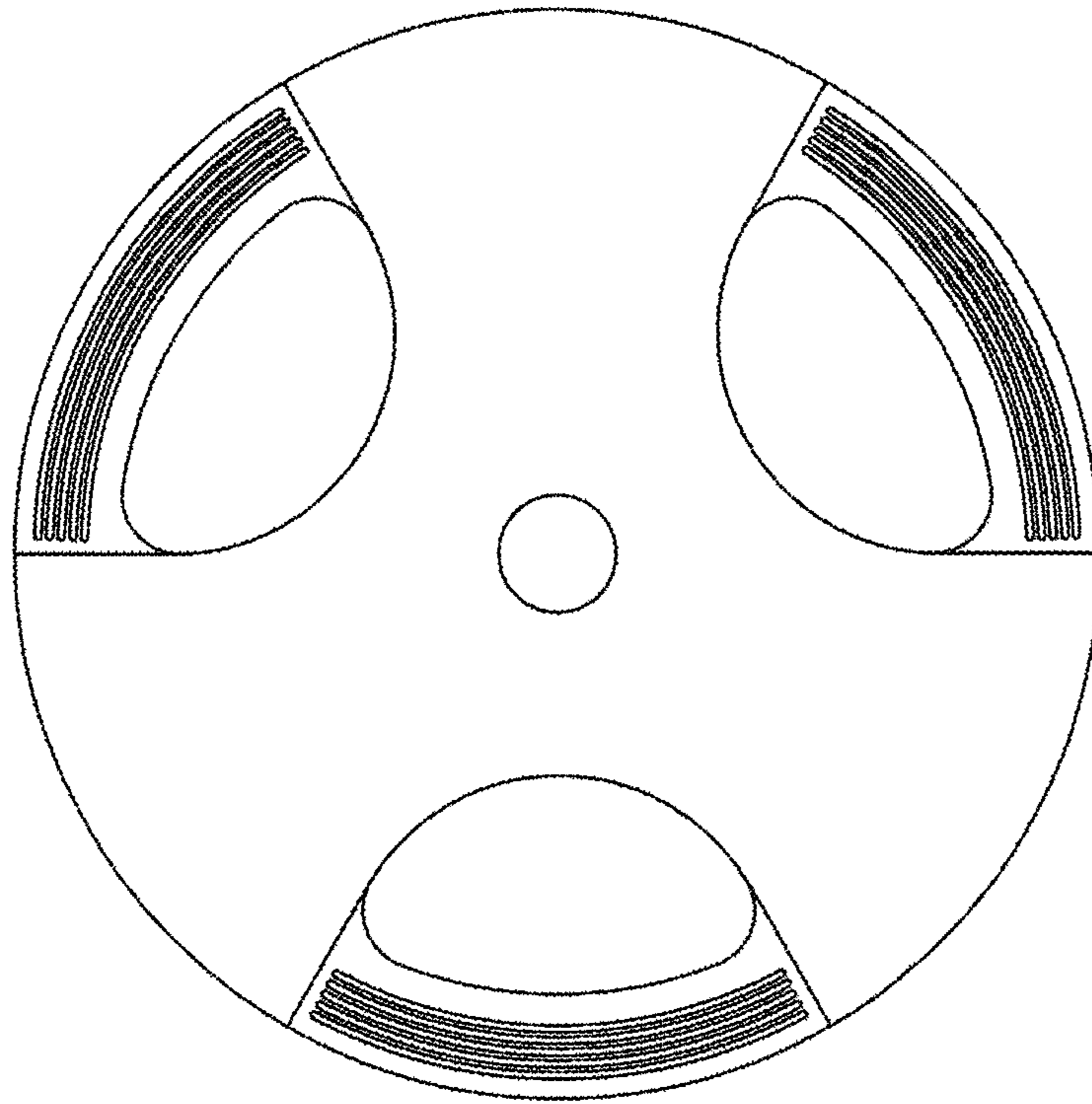


FIG. 16



FIG. 17

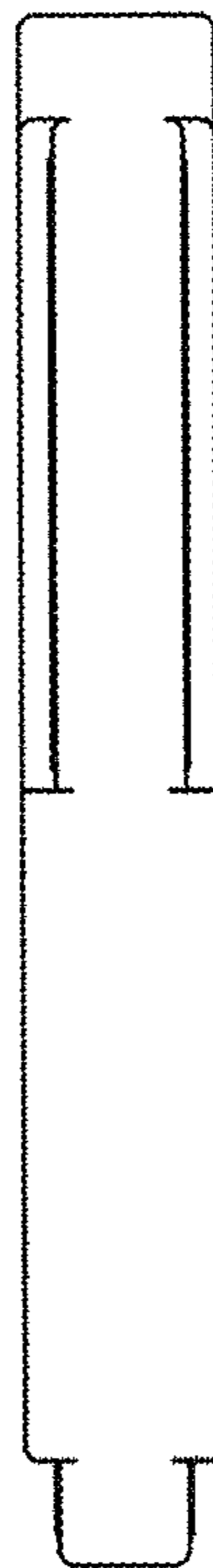


FIG. 18




FIG. 19



FIG. 20

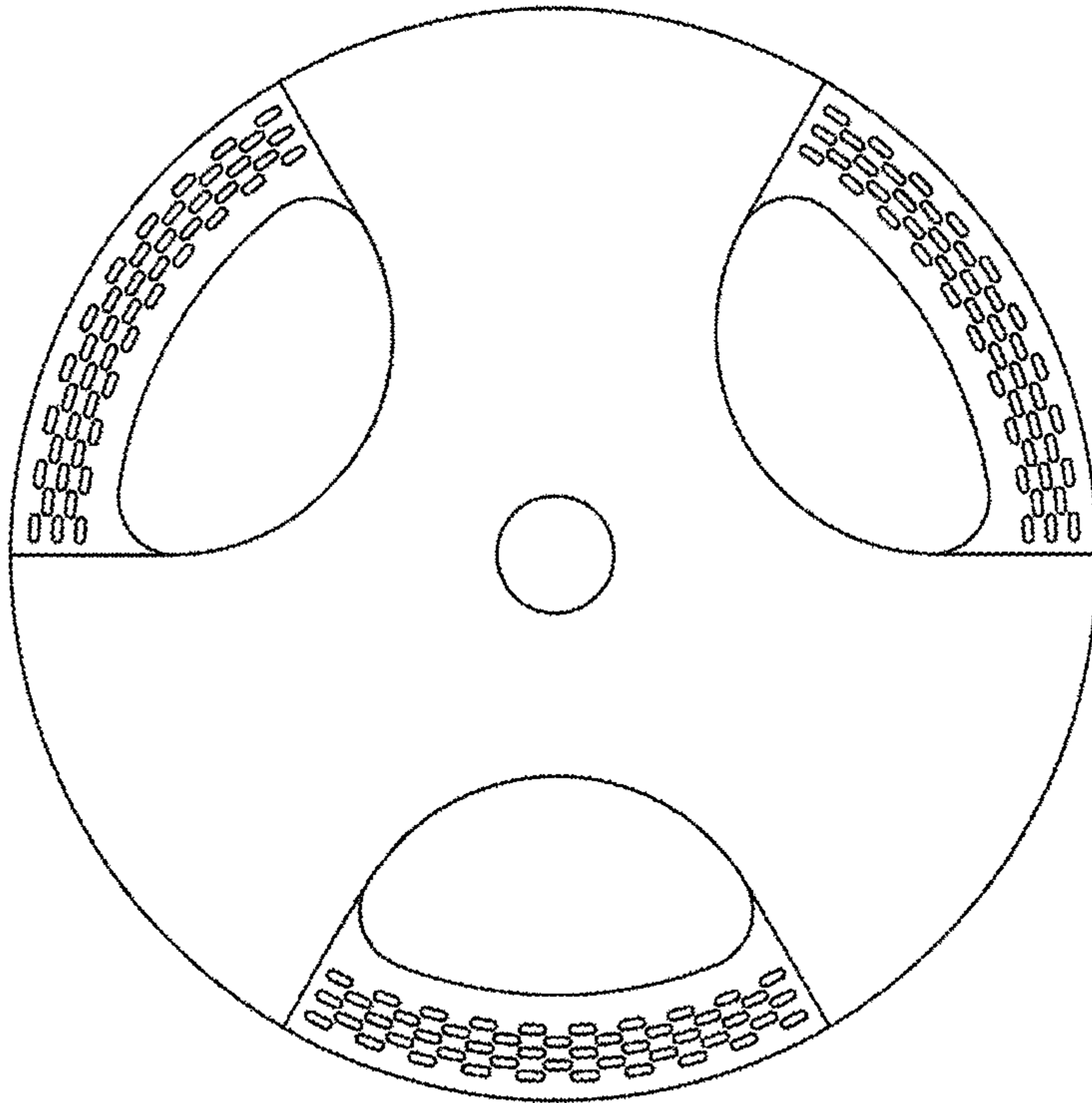


FIG. 21

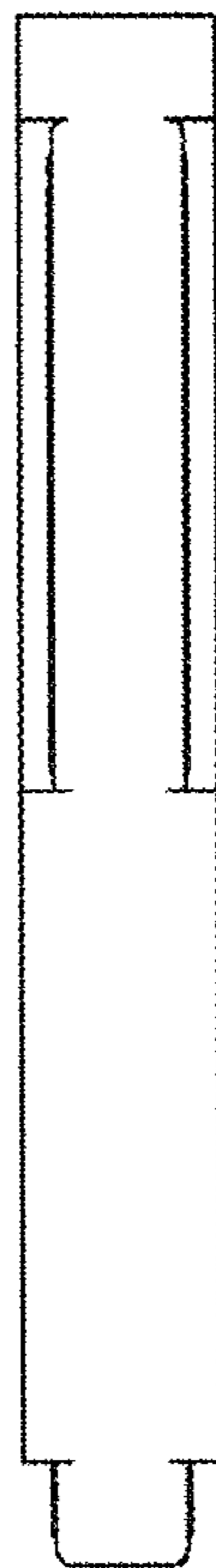


FIG. 22



FIG. 23



FIG. 24



FIG. 25