



US00D798956S

(12) **United States Design Patent** (10) **Patent No.:** **US D798,956 S**
Smith (45) **Date of Patent:** **** Oct. 3, 2017**

(54) **SLOT MACHINE**

(71) Applicant: **Linda C. Smith**, Gilmer, TX (US)

(72) Inventor: **Linda C. Smith**, Gilmer, TX (US)

(**) Term: **15 Years**

(21) Appl. No.: **29/540,186**

(22) Filed: **Sep. 22, 2015**

(51) **LOC (10) Cl.** **21-03**

(52) **U.S. Cl.**

USPC **D21/370**

(58) **Field of Classification Search**

USPC D21/369, 370, 371, 385, 329, 325, 394;
D14/307, 172, 129, 325, 401, 371, 126,
D14/439, 432, 450, 128, 375; 463/28,
463/13, 11, 16, 20, 25, 31, 46, 23, 30, 17,
463/36, 29, 42, 34, 32, 35, 19, 21, 22;
273/292, 203, 138.2, 143 R, 142 R, 138.1;
D19/60; D16/226; D8/335, 331, 334;
D26/14

CPC G07F 17/32; G07F 17/34; G07F 17/3211;
G07F 17/3244; G07F 17/3267

See application file for complete search history.

6,089,977 A 7/2000 Bennett
6,261,178 B1 7/2001 Bennett
D473,899 S * 4/2003 Munoz D21/370
6,605,000 B2 8/2003 Adams
6,699,122 B1 * 3/2004 Osawa G07F 17/3267
463/16
6,705,944 B2 * 3/2004 Luciano G07F 17/32
273/143 R

(Continued)

OTHER PUBLICATIONS

“Weirs Beach, New Hampshire”. Blog Posting [online]. Naturally Educated, 2015 [retrieved on Jun. 9, 2015]. Retrieved from the Internet: <<http://naturallyeducated.com/travel/weirs-beach-new-hampshire>>.

(Continued)

Primary Examiner — Robert M Spear

Assistant Examiner — Ryan Harvey

(74) *Attorney, Agent, or Firm* — Robert C. Montgomery;
Montgomery Patent Design LP.

(57)

CLAIM

The ornamental design for a slot machine, as shown and described.

(56) **References Cited**

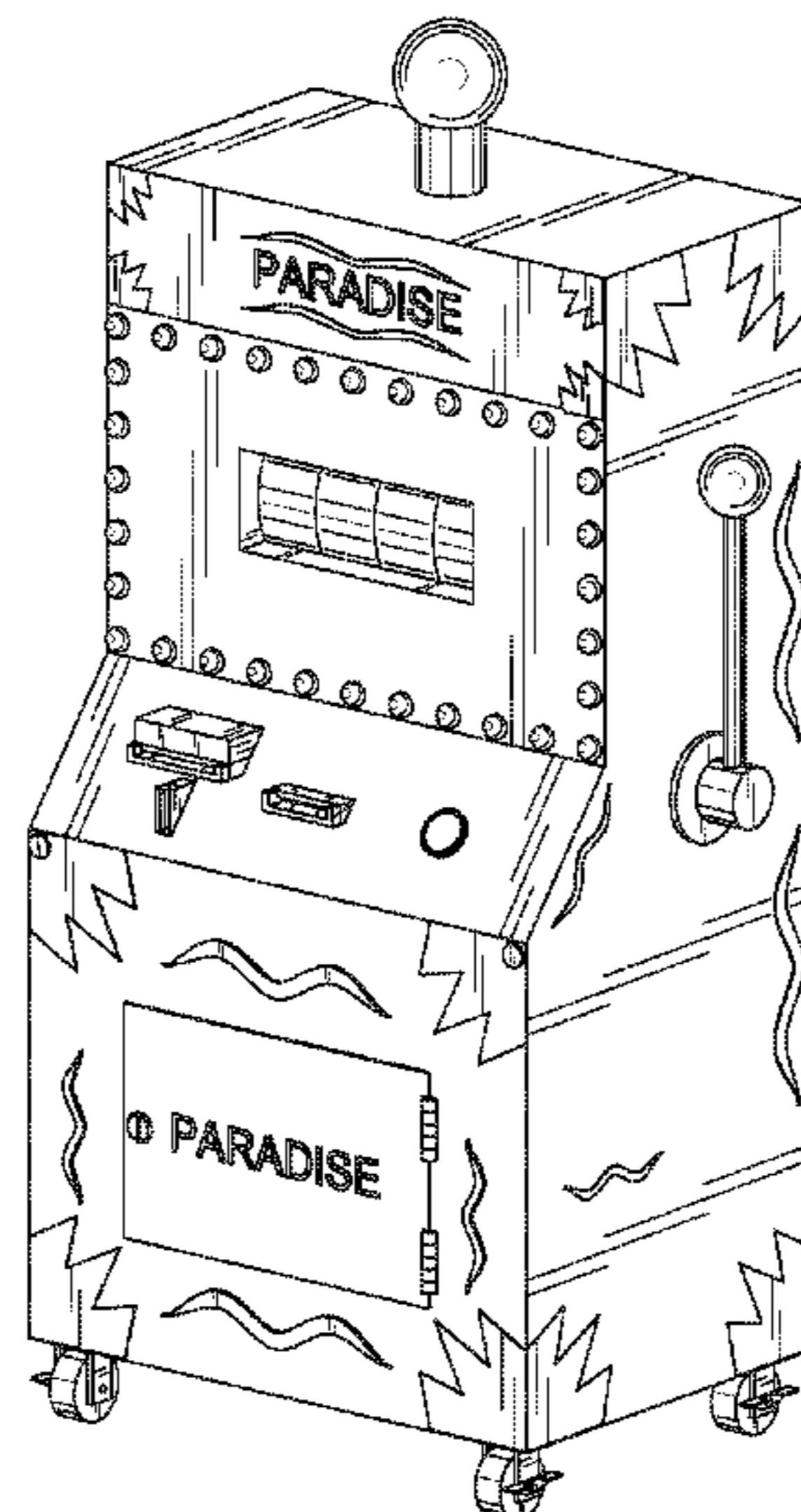
U.S. PATENT DOCUMENTS

D236,720 S * 9/1975 Baker D16/226
D243,375 S * 2/1977 DiOrio D21/370
4,099,722 A 7/1978 Rodesch et al.
D264,485 S * 5/1982 Kitchen D21/370
D272,164 S * 1/1984 Heywood D21/370
D272,254 S * 1/1984 Heywood D21/370
4,573,681 A 3/1986 Okada
5,423,540 A * 6/1995 Taxon G07F 17/3213
273/143 R
D380,687 S * 7/1997 Hsu D10/6
D384,983 S * 10/1997 Chmelicek D21/370
5,770,533 A 6/1998 Franchi
5,984,782 A * 11/1999 Inoue G07F 17/3265
273/138.1

DESCRIPTION

FIG. 1 is a perspective front view of the slot machine, showing my new design;
FIG. 2 is a perspective back view thereof;
FIG. 3 is a front side view thereof;
FIG. 4 is a back side view thereof;
FIG. 5 is a left side view thereof;
FIG. 6 is a right side view thereof;
FIG. 7 is a top side view thereof; and,
FIG. 8 is a bottom side view thereof.
The broken lines indicate the boundary of the claim and form no part of the claimed design.

1 Claim, 8 Drawing Sheets



(56)

References Cited

U.S. PATENT DOCUMENTS

D488,061 S * 4/2004 Jacobson D21/370
 6,715,756 B2 * 4/2004 Inoue G07F 17/3213
 273/138.1
 D489,417 S * 5/2004 Munoz D21/370
 6,905,408 B2 * 6/2005 Inoue G07F 17/3213
 273/143 R
 D509,256 S * 9/2005 Pierce D21/370
 D514,170 S * 1/2006 Kaminkow D21/370
 D541,005 S * 4/2007 Danelius D99/37
 7,226,358 B2 * 6/2007 Miller G07F 17/32
 273/138.2
 D546,024 S * 7/2007 Danelius D99/37
 7,311,607 B2 12/2007 Tedsen et al.
 D568,115 S * 5/2008 Trogerman D21/370
 7,614,949 B2 * 11/2009 Anderson G07F 17/32
 273/138.2
 8,241,124 B2 * 8/2012 Kelly G07F 17/3202
 463/34
 D681,129 S * 4/2013 DeSimone D21/370
 8,414,371 B2 * 4/2013 Tempest G07F 17/3267
 463/16
 D690,773 S * 10/2013 Miller D21/370
 8,888,588 B2 * 11/2014 Vallejo G07F 17/32
 463/23

8,920,239 B2 * 12/2014 Reddy G07F 17/3211
 463/20
 9,488,334 B2 * 11/2016 Riffel F21V 9/08
 9,489,794 B2 * 11/2016 Hilbert G07F 17/3211
 2005/0059462 A1 * 3/2005 Gerrard G07F 17/3262
 463/16
 2006/0199638 A1 * 9/2006 Walker G07F 17/3213
 463/30
 2008/0139298 A1 * 6/2008 Rodgers G07F 17/32
 463/20
 2009/0011839 A1 * 1/2009 Cole G07F 9/10
 463/46
 2010/0113125 A1 * 5/2010 Bernard G07F 17/3211
 463/20
 2012/0157181 A1 * 6/2012 Jensen G07F 17/32
 463/20

OTHER PUBLICATIONS

“Alice and the Mad Tea Party” Slot Machine. Article [online].
 CasinoListings, 2012 [retrieved on Jun. 9, 2015]. Retrieved from the
 Internet: <<http://www.casinolistings.com/news/2012/11/wms-releases-alice-and-mad-tea-party-slot>>.

* cited by examiner

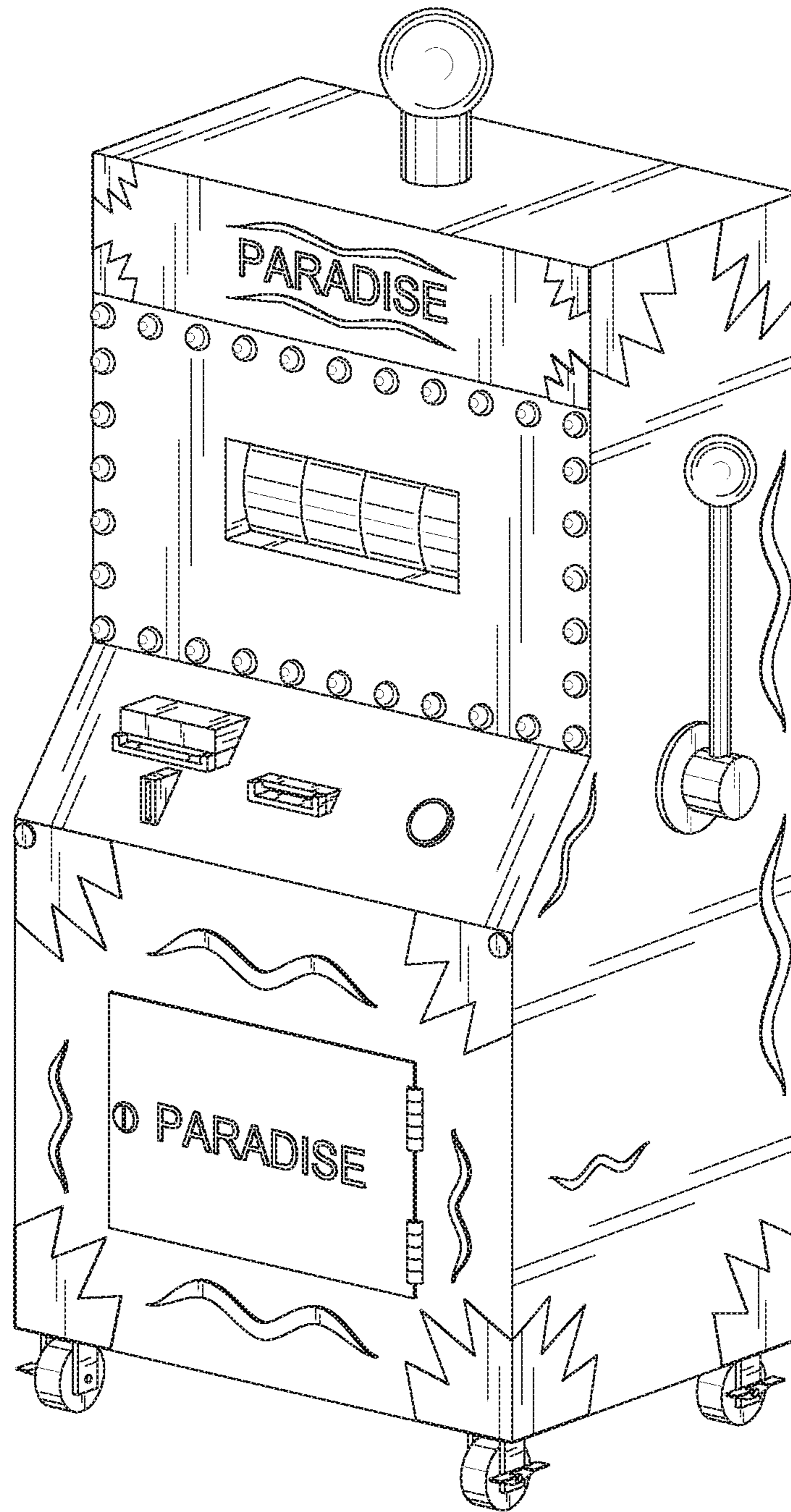


FIG. 1

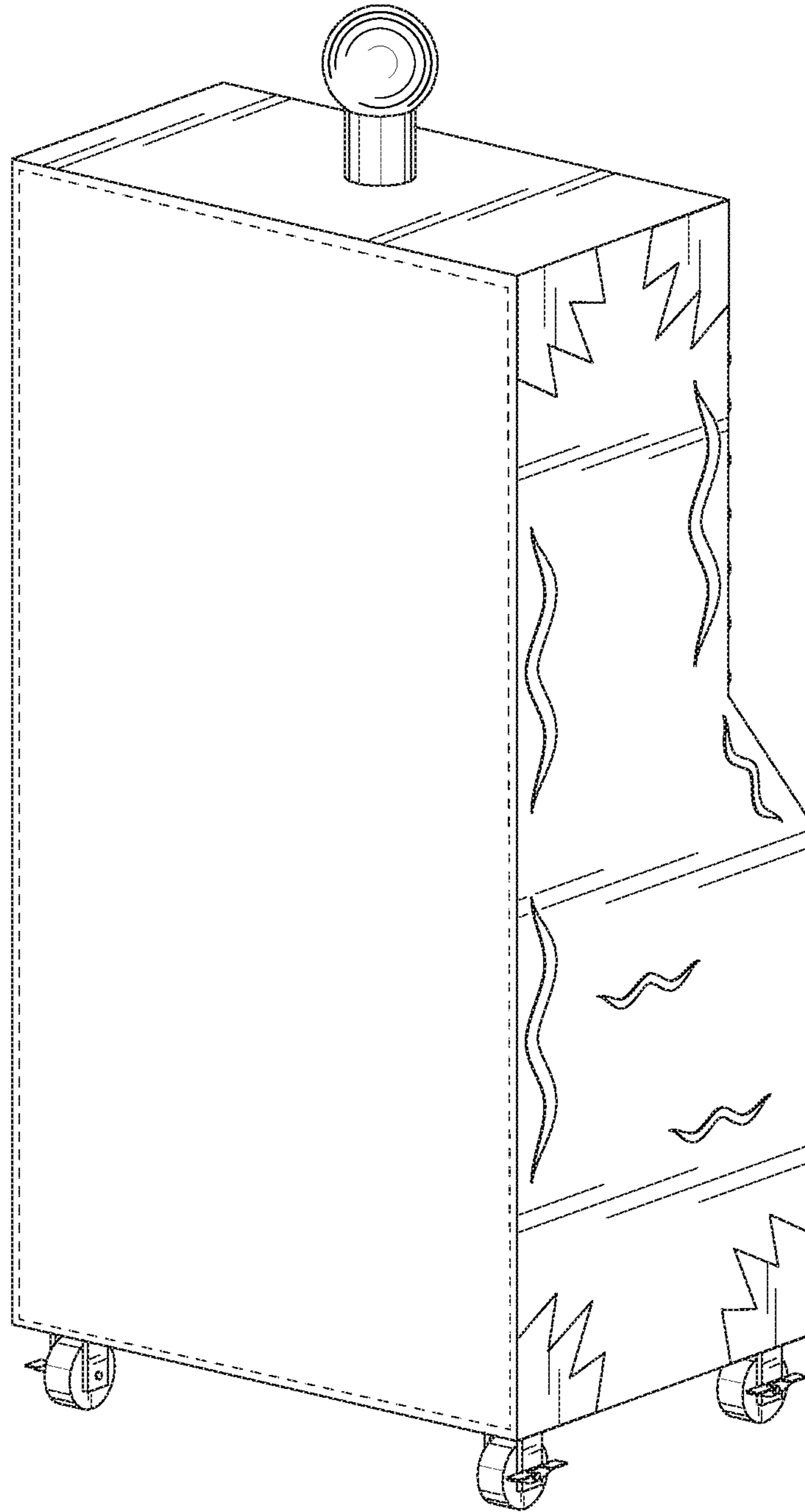


FIG. 2

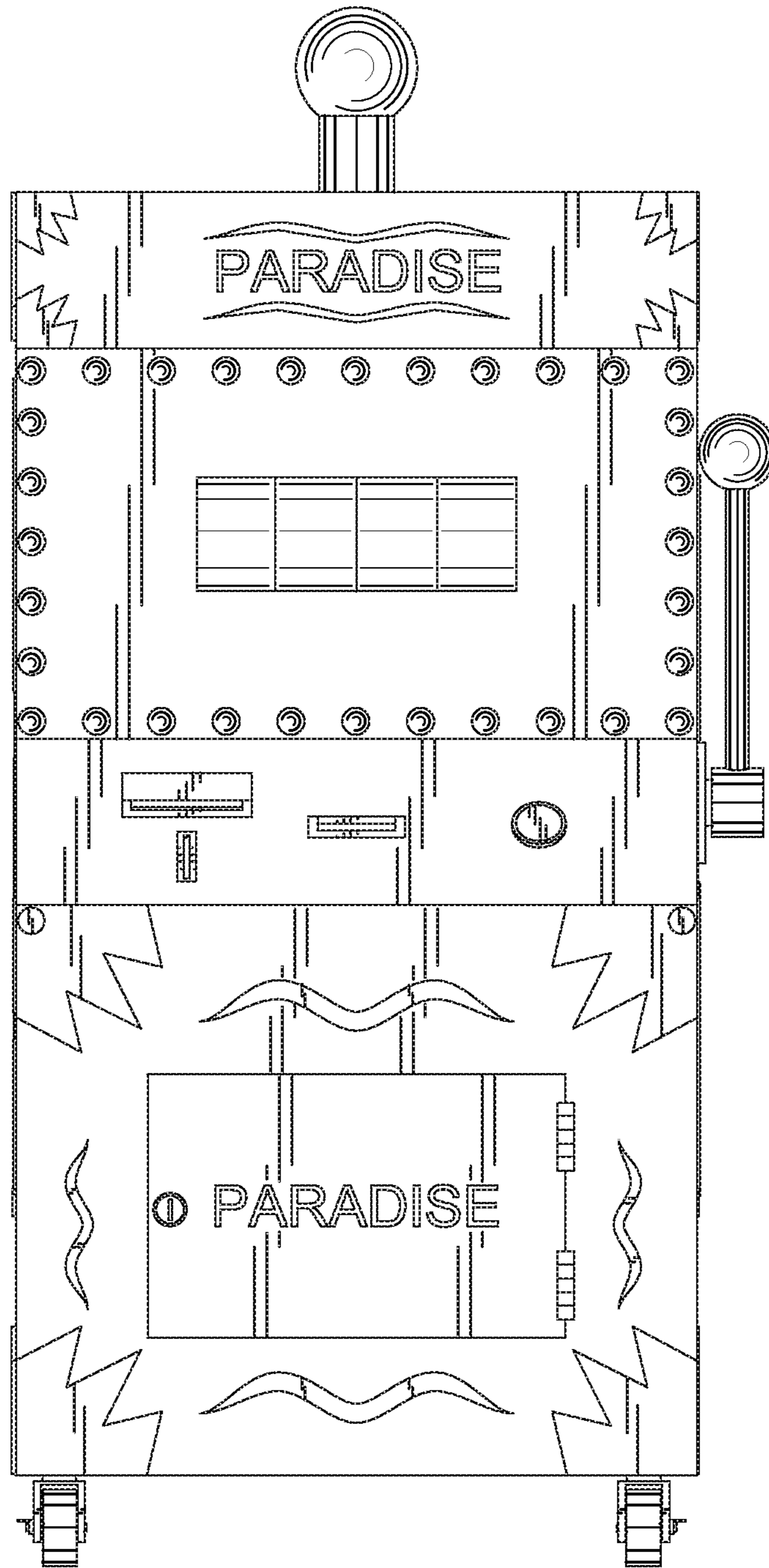


FIG. 3

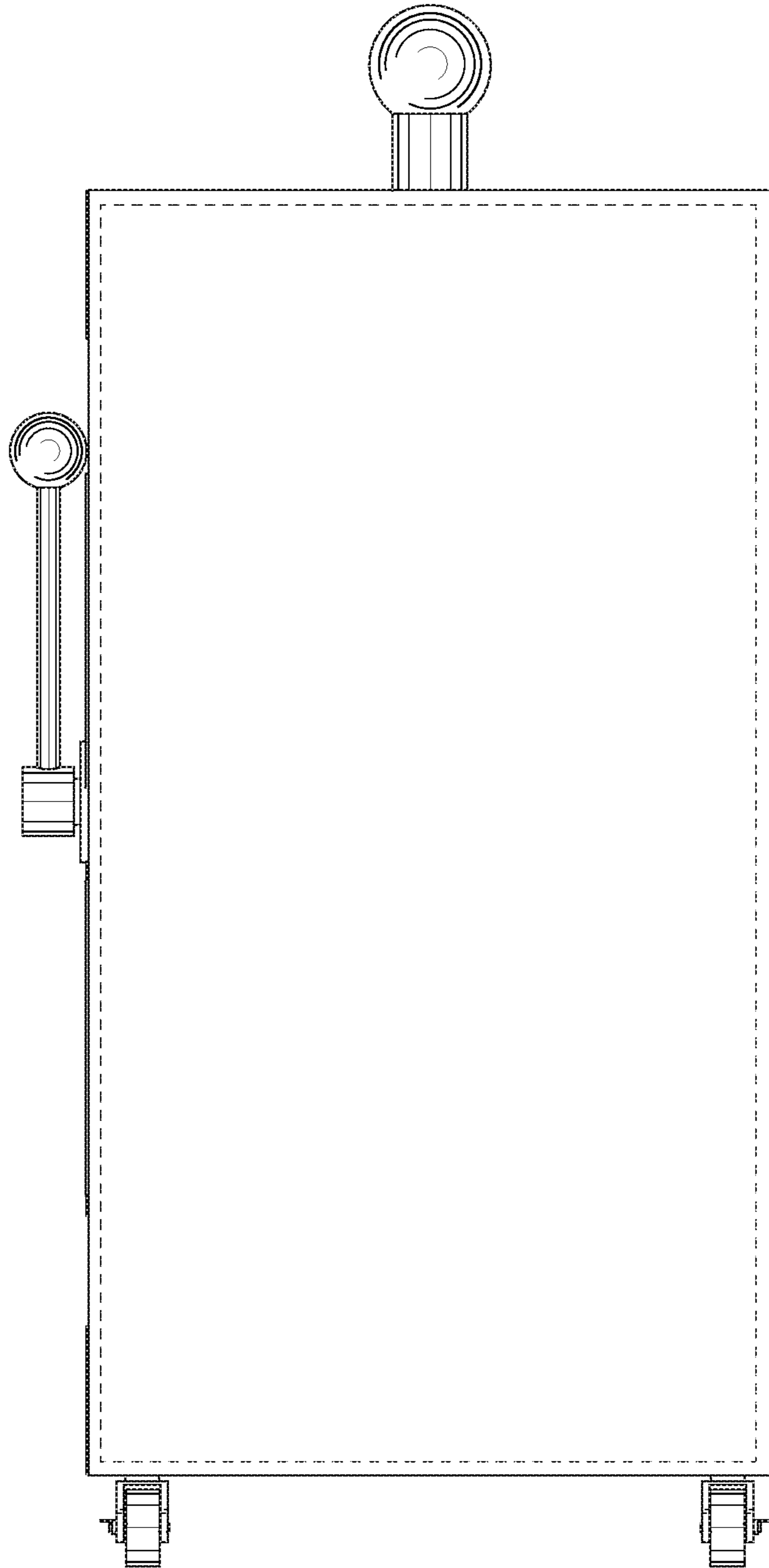


FIG. 4




FIG. 5

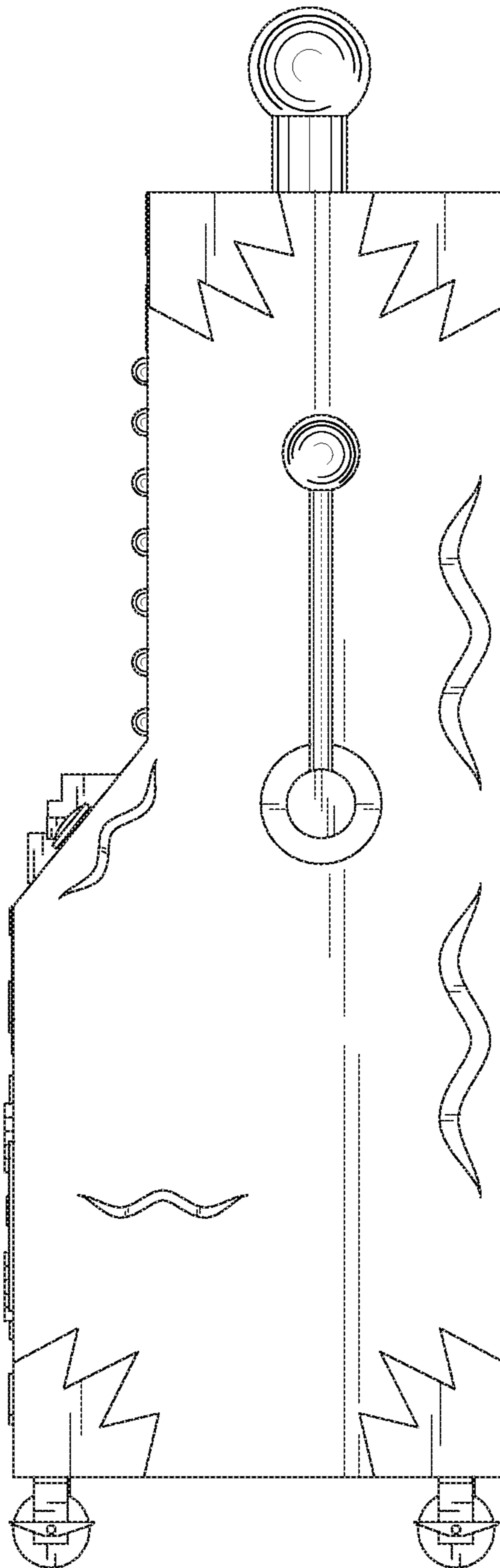


FIG. 6

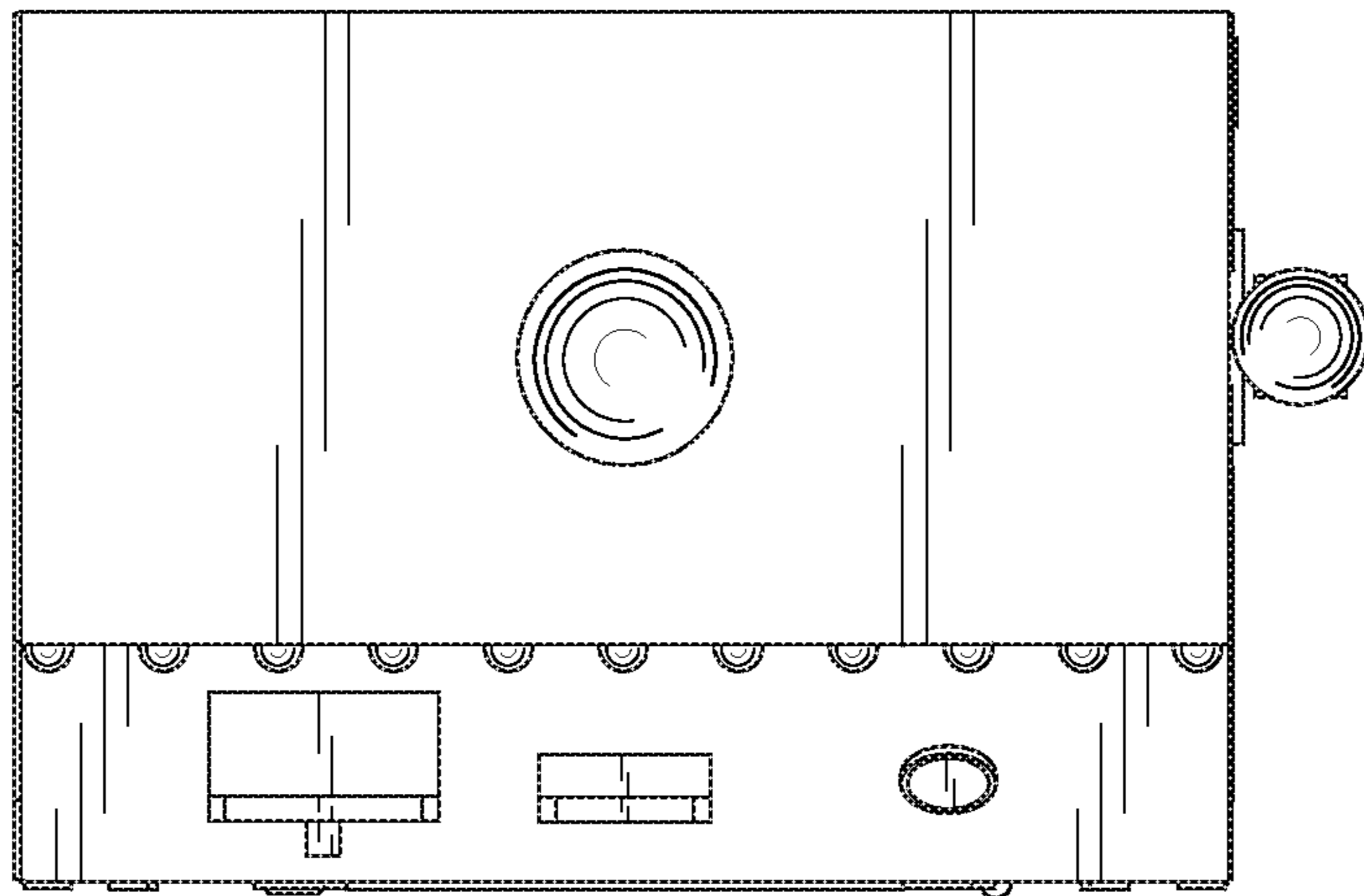


FIG. 7

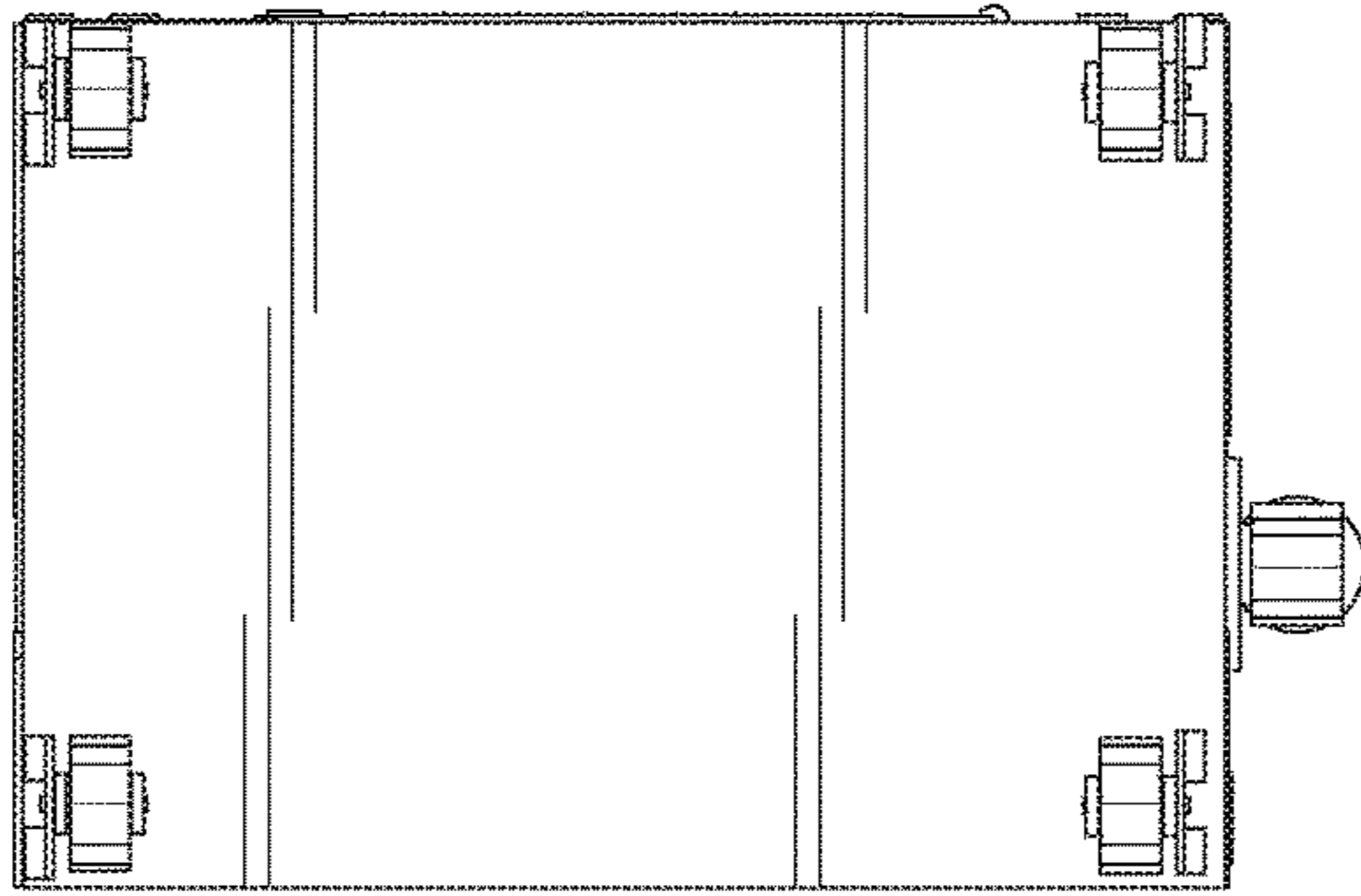


FIG. 8