



US00D798955S

(12) **United States Design Patent** (10) **Patent No.:** **US D798,955 S**
Chatterjee et al. (45) **Date of Patent:** **** *Oct. 3, 2017**

(54) **ELECTRONIC HOUSING**

(71) Applicant: **Microsoft Corporation**, Redmond, WA (US)

(72) Inventors: **Monique Chatterjee**, Seattle, WA (US);
Austin Porter, Seattle, WA (US);
Richard T. Hanks, Seattle, WA (US);
William Bennett Mabry, Seattle, WA (US)

(73) Assignee: **Microsoft Corporation**, Redmond, WA (US)

(*) Notice: This patent is subject to a terminal disclaimer.

(**) Term: **15 Years**

(21) Appl. No.: **29/578,416**

(22) Filed: **Sep. 21, 2016**

Related U.S. Application Data

(63) Continuation-in-part of application No. 29/571,168, filed on Jul. 14, 2016, now abandoned.

(51) **LOC (10) Cl.** **21-01**

(52) **U.S. Cl.**
USPC **D21/333**

(58) **Field of Classification Search**
USPC D14/496; D21/324, 328, 332, 333;
273/148 B; 463/1, 29-39, 46, 47;
345/156-161, 905
CPC A63F 13/02; A63F 13/00; A63F 11/00;
A63F 3/00; A63F 9/00; G06F 17/00;
G06F 19/00; G06F 17/32; G05F 3/00
See application file for complete search history.

(56) **References Cited**

U.S. PATENT DOCUMENTS

5,379,057	A *	1/1995	Clough	G06F 1/1626
					345/173
5,914,707	A *	6/1999	Kono	G06K 19/08
					345/173
6,930,600	B1 *	8/2005	Hsieh	B42D 15/022
					340/384.1
7,090,582	B2 *	8/2006	Danieli	A63F 13/12
					463/35
D700,246	S *	2/2014	Jacobs	D14/496
D705,869	S *	5/2014	Jacobs	D14/496
D709,133	S *	7/2014	Jacobs	D14/496
D709,959	S *	7/2014	Jacobs	D21/332
D766,985	S *	9/2016	Chatterjee	D14/496
D777,842	S *	1/2017	Buller	D14/401
D786,979	S *	5/2017	Buller	D14/401

OTHER PUBLICATIONS

Mar. 14, 2017—(IN) First Examination Report—App No. 290041.
Feb. 27, 2017—(IN) First Examination Report—App No. 290040.
May 30, 2017—(JP) Office Action—App 2017-000558—Eng Tran.
May 30, 2017—(JP) Office Action—App 2017-000559—Eng Tran.

* cited by examiner

Primary Examiner — Prabhakar G Deshmukh
(74) *Attorney, Agent, or Firm* — Banner & Witcoff, Ltd.


(57) **CLAIM**

The ornamental design for an electronic housing, as shown and described.

DESCRIPTION

FIG. 1 is a front perspective view of an electronic housing showing our new design;
FIG. 2 is a front view thereof; and,
FIG. 3 is a top view thereof.
The broken line showing of the remainder of the electronic housing in FIGS. 1-3 is for environmental purposes only and forms no part of the claimed design.

1 Claim, 3 Drawing Sheets






FIG. 1

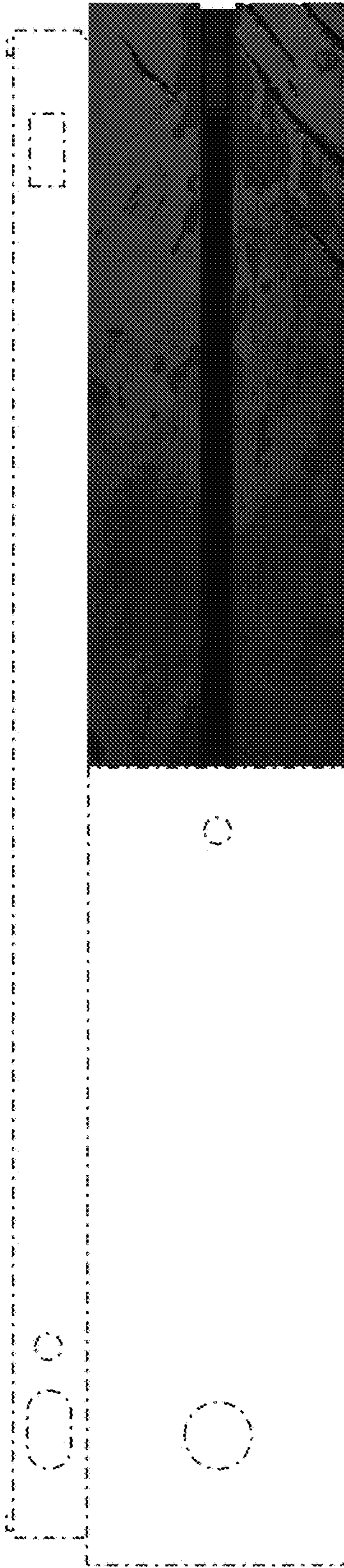


FIG. 2



FIG. 3