



US00D798953S

(12) **United States Design Patent** (10) **Patent No.:** **US D798,953 S**  
**Sims et al.** (45) **Date of Patent:** **\*\* Oct. 3, 2017**

- (54) **RAZOR SEAL**
- (71) Applicant: **The Gillette Company**, Boston, MA (US)
- (72) Inventors: **Daniel Jerome Sims**, Cincinnati, OH (US); **Andrew Anthony Markle**, New York, NY (US)
- (73) Assignee: **The Gillette Company**, Boston, MA (US)
- (\*\*) Term: **15 Years**
- (21) Appl. No.: **29/564,020**
- (22) Filed: **May 10, 2016**
- (51) **LOC (10) Cl.** ..... **19-08**
- (52) **U.S. Cl.**  
USPC ..... **D20/11**
- (58) **Field of Classification Search**  
USPC ..... D14/485-486; D20/10, 11, 22-28, 40, D20/99  
CPC ..... G09F 1/00; G09F 1/02; G09F 2003/023; G09F 2003/0261; G09F 2003/0264; G09F 7/00; G09F 3/206; G09F 13/00; G09F 2007/1807; G09F 13/04; G09F 2013/0427; G09F 2013/0495; G09D 3/00  
See application file for complete search history.

D281,134 S *	10/1985	Colquitt .....	D20/11
D282,806 S *	3/1986	Unger .....	D20/11
D284,250 S *	6/1986	Zughaib .....	D20/11
D286,554 S *	11/1986	Giraco .....	D20/11
D287,683 S *	1/1987	Unger .....	D20/11
D308,988 S *	7/1990	Green .....	D20/11
D325,747 S *	4/1992	Green .....	D20/11
D332,372 S *	1/1993	Kessel .....	D20/11
D405,116 S *	2/1999	Anderson, II .....	D20/22
D427,243 S *	6/2000	Luby .....	D20/28
D438,980 S *	3/2001	Hehenberger .....	D20/28
D441,799 S *	5/2001	Ho .....	D20/22
D575,348 S *	8/2008	Tanaka .....	D20/10
D629,044 S *	12/2010	Suyama .....	D20/28
D643,070 S *	8/2011	Rosas .....	D20/23
D737,377 S *	8/2015	Philippi .....	D20/11
D785,096 S *	4/2017	Edwards .....	D20/11
D786,976 S *	5/2017	Keating .....	D20/27
D787,598 S *	5/2017	Carr .....	D20/27

\* cited by examiner

*Primary Examiner* — Mary Ann Calabrese  
*Assistant Examiner* — Sloan Rozin  
(74) *Attorney, Agent, or Firm* — Joanne N. Pappas; Kevin C. Johnson; Steven W. Miller

(57) **CLAIM**

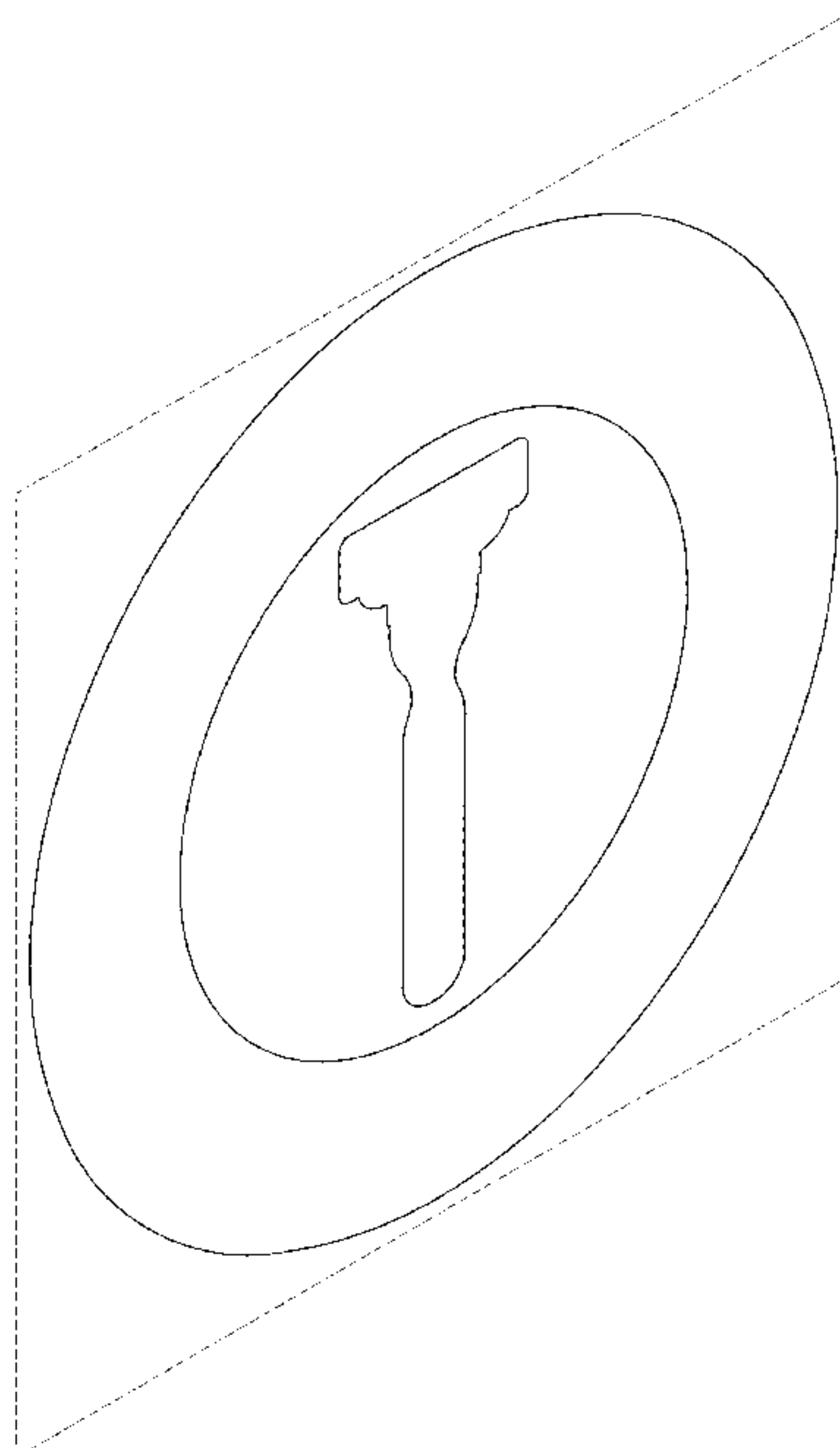
The ornamental design for a razor seal, as shown and described.

**DESCRIPTION**

FIG. 1 is a front perspective view of a razor seal of the present invention; and, FIG. 2 is a front view of FIG. 1 thereof. The broken line showing of elements on the razor seal illustrate portions of the article and form no part of the claimed design.

**1 Claim, 2 Drawing Sheets**

- (56) **References Cited**  
U.S. PATENT DOCUMENTS  
D2,627 S \* 4/1867 Arnold ..... D20/24  
D237,487 S \* 11/1975 Parker ..... D11/105  
D262,638 S \* 1/1982 Eichelberger ..... D20/25  
D280,961 S \* 10/1985 Unger ..... D11/99  
D281,132 S \* 10/1985 Unger ..... D20/11



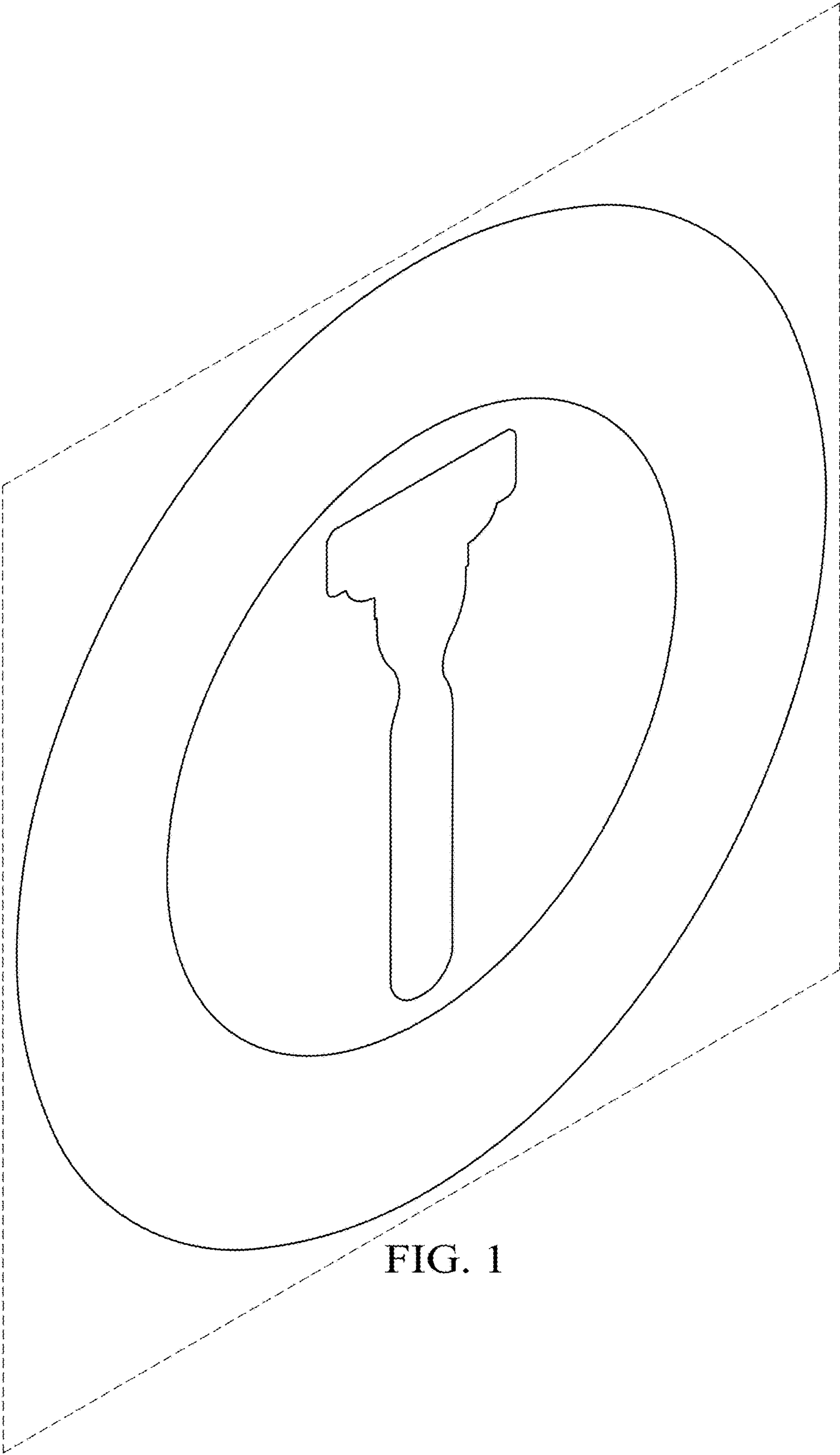


FIG. 1

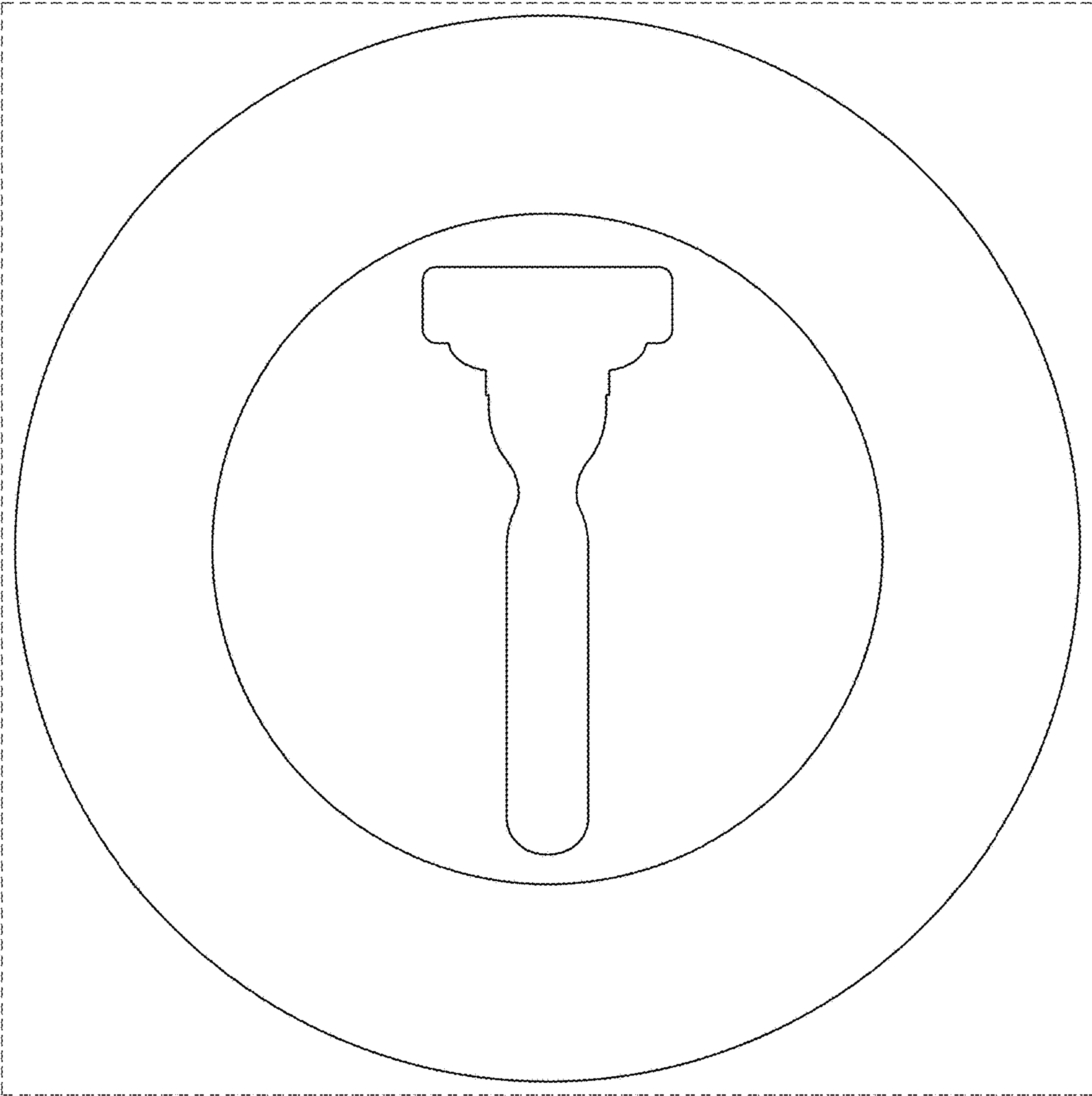


FIG. 2