



US00D798950S

(12) **United States Design Patent** (10) **Patent No.:** **US D798,950 S**  
**Waltersdorf** (45) **Date of Patent:** **\*\* \*Oct. 3, 2017**

- (54) **SHEET OF WRISTBANDS**
- (71) Applicant: **Artemax, Inc.**, Brookfield, WI (US)
- (72) Inventor: **Bryan Waltersdorf**, Oconomowoc, WI (US)
- (73) Assignee: **Artemax, Inc.**, Brookfield, WI (US)
- (\*) Notice: This patent is subject to a terminal disclaimer.
- (\*\*) Term: **14 Years**
- (21) Appl. No.: **29/512,489**
- (22) Filed: **Dec. 19, 2014**
- (51) **LOC (10) Cl.** ..... **19-01**
- (52) **U.S. Cl.**  
USPC ..... **D19/1**
- (58) **Field of Classification Search**  
USPC ..... D19/1-8; D20/27, 22, 99; D11/4-5; D9/434, 436, 501; D29/120.1; D24/189; 40/633, 586, 665, 124.01, 299.01, 584, 40/661.09, 675; 283/74-75, 81, 103, 283/61-62, 114; 428/40.1, 42.2, 42.3, 428/914-915, 43; 63/3; 2/DIG. 11; 24/30.5 P  
CPC ..... B42D 25/00; B42D 25/20; B42D 25/26; B42D 25/29; B42D 25/30; B42D 25/285; B42D 15/022; B42D 15/027; B42D 15/045; B42D 15/042; B42D 2033/00; B42D 2033/02; B42D 2033/04; B42D 2033/08; B42D 2033/10; B42D 2033/16; B42D 2033/18; B42D 2033/20; B42D 2033/22; B42D 2033/28; B42D 2033/30; G09F 3/00; G09F 3/14; A61B 5/117  
See application file for complete search history.

4,682,431 A	7/1987	Kowalchuk	
4,941,210 A	7/1990	Konucik	
5,026,084 A	6/1991	Pasfield	
5,457,906 A	10/1995	Mosher, Jr.	
5,580,629 A	12/1996	Dischler	
5,786,056 A	7/1998	Komine et al.	
D421,623 S *	3/2000	Haas	D19/1
6,546,656 B2	4/2003	Twentier	
6,782,648 B1	8/2004	Mosher, Jr.	
7,000,951 B2	2/2006	Valenti, Jr.	
7,017,294 B2	3/2006	Riley	
7,316,358 B2	1/2008	Kotik et al.	
7,320,194 B2	1/2008	Ali et al.	

(Continued)

*Primary Examiner* — Abraham Bahta  
(74) *Attorney, Agent, or Firm* — Michael Best & Friedrich LLP

(57) **CLAIM**



The ornamental design for a sheet of wristbands, as shown and described.

**DESCRIPTION**

FIG. 1 is a front view of a sheet of wristbands according to a first embodiment of the invention.  
 FIG. 2 is a front view of a sheet of wristbands according to a second embodiment of the invention.  
 FIG. 3 is a front view of a sheet of wristbands according to a third embodiment of the invention; and,  
 FIG. 4 is a front view of a sheet of wristbands according to a fourth embodiment of the invention.  
 The broken lines showing wavy tamper cuts are included for the purpose of illustrating environmental structure and form no part of the claimed design.  
 The straight dashed lines represent serrated lines and are part of the claimed design.  
 The sheet of wristbands has no appreciable thickness.

**1 Claim, 4 Drawing Sheets**

- (56) **References Cited**  
U.S. PATENT DOCUMENTS  
2,561,894 A \* 7/1951 Wallich ..... G09F 3/005  
24/DIG. 11  
3,153,869 A \* 10/1964 Twentier ..... G09F 3/005  
40/633



(56)

**References Cited**

U.S. PATENT DOCUMENTS

D562,986	S	2/2008	Shurm	
7,520,078	B2	4/2009	Ali et al.	
D595,348	S	6/2009	Joseph	
D618,819	S	6/2010	Wilkinson et al.	
7,918,045	B2	4/2011	Riley	
8,181,994	B1 *	5/2012	Valenti, Jr. ....	B42D 15/00 283/101
D663,229	S *	7/2012	Waltersdorf .....	D11/3
D663,353	S	7/2012	Waltersdorf	
D681,111	S *	4/2013	Sato .....	D19/1
D703,085	S *	4/2014	Waltersdorf .....	D11/3
D703,755	S *	4/2014	Joseph .....	D11/3
D712,295	S *	9/2014	Ennis .....	D11/3
2007/0283607	A1 *	12/2007	Sloot .....	G09F 3/005 40/633
2011/0131854	A1 *	6/2011	Waltersdorf .....	G09F 3/005 40/633
2011/0318521	A1 *	12/2011	Waltersdorf .....	A01K 27/001 428/43
2012/0037302	A1 *	2/2012	Valenti, Jr. ....	B32B 3/10 156/234

\* cited by examiner

Fig. 1




Fig. 2






Fig. 3




Fig. 4

