

US00D798907S

(12) **United States Design Patent** (10) **Patent No.:** **US D798,907 S**
Krull (45) **Date of Patent:** **** Oct. 3, 2017**

(54) **FILTER ELEMENT**
(71) Applicant: **Timothy L. Krull**, Kearney, NE (US)
(72) Inventor: **Timothy L. Krull**, Kearney, NE (US)
(73) Assignee: **Baldwin Filters, Inc.**, Kearney, NE (US)
(**) Term: **15 Years**
(21) Appl. No.: **29/546,244**
(22) Filed: **Nov. 20, 2015**
(51) **LOC (10) Cl.** **15-01**
(52) **U.S. Cl.**
USPC **D15/5; D23/365**
(58) **Field of Classification Search**
USPC D15/1-6; D23/365, 209, 363, 358, 386, D23/354, 341, 364
CPC F01M 13/00; F01M 2013/0038
See application file for complete search history.

7,323,029 B2 1/2008 Engelland et al.
7,396,375 B2 7/2008 Nepsund et al.
7,396,376 B2 7/2008 Schrage et al.
7,569,090 B2 8/2009 Nelson
7,655,074 B2 2/2010 Nepsund et al.
7,674,308 B2 3/2010 Krisko et al.
7,682,416 B2 3/2010 Engelland et al.
7,713,321 B2 5/2010 Kuempel et al.
7,736,410 B2 6/2010 Kuempel et al.
7,753,982 B2* 7/2010 Merritt B01D 46/0004
442/36
7,905,936 B2 3/2011 Coulonvaux et al.
7,931,725 B2* 4/2011 Wydeven B01D 46/0005
123/198 E
7,967,886 B2 6/2011 Schrage et al.
(Continued)

FOREIGN PATENT DOCUMENTS

WO WO 2009/039285 A1 3/2009
Primary Examiner — T. Chase Nelson
Assistant Examiner — Ania Aman
(74) *Attorney, Agent, or Firm* — Reinhart Boerner Van Deuren P.C.

(56) **References Cited**
U.S. PATENT DOCUMENTS

D437,402 S 2/2001 Gieseke et al.
6,190,432 B1 2/2001 Gieseke et al.
6,210,469 B1 4/2001 Tokar
6,235,195 B1 5/2001 Tokar
D450,827 S 11/2001 Gieseke et al.
D450,828 S 11/2001 Tokar
6,348,085 B1 2/2002 Tokar et al.
D460,169 S 7/2002 Anderson et al.
D461,003 S 7/2002 Gieseke et al.
D461,884 S 8/2002 Gieseke et al.
D466,602 S 12/2002 Gieseke et al.
6,517,598 B2 2/2003 Anderson et al.
D473,637 S 4/2003 Golden
D484,584 S 12/2003 Anderson et al.
6,852,141 B2 2/2005 Bishop et al.
6,966,940 B2 11/2005 Krisko et al.
7,217,361 B2* 5/2007 Connor B01D 46/0005
123/198 E

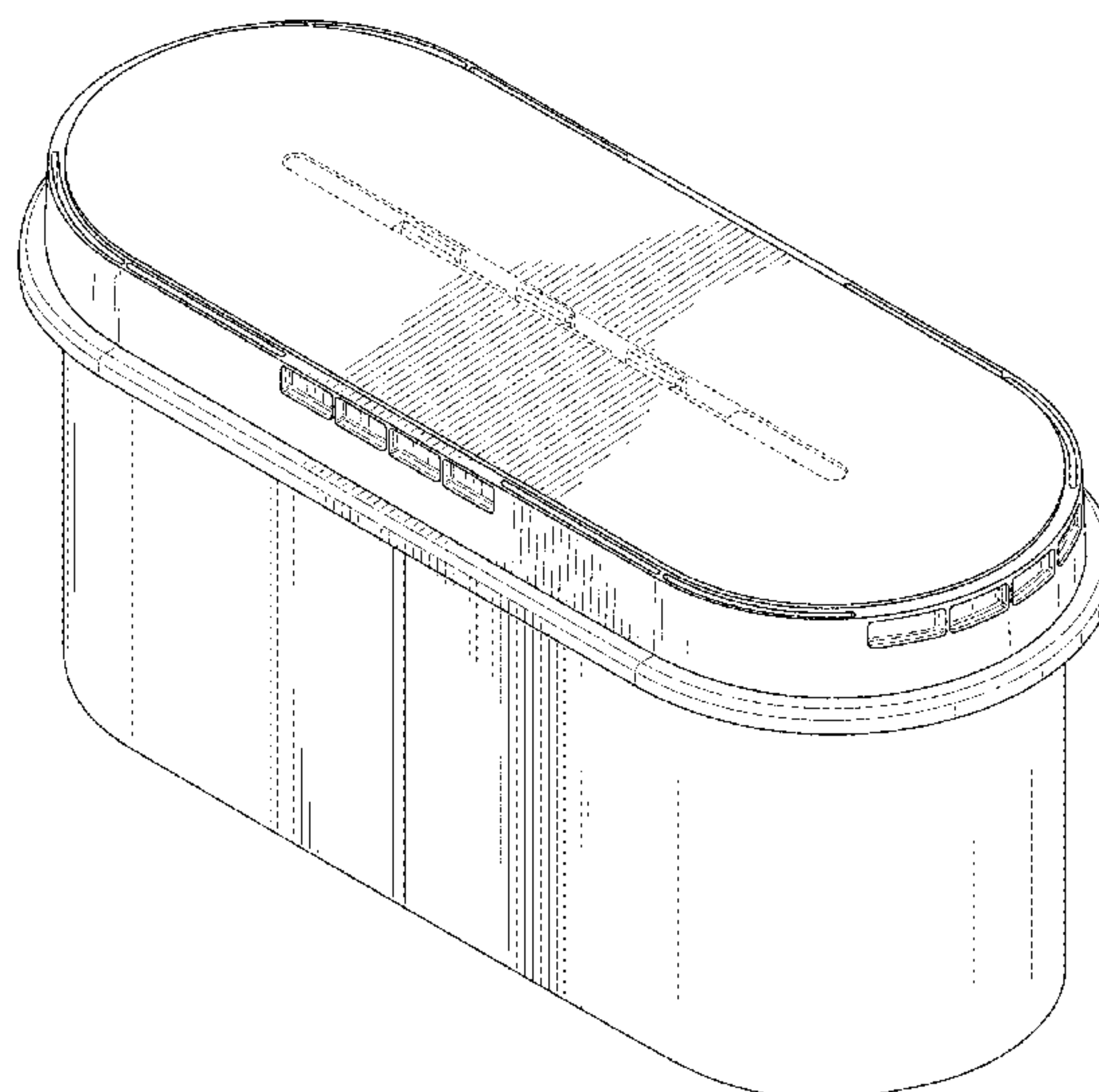
(57) **CLAIM**

I claim the ornamental design for the filter element, as shown and described.

DESCRIPTION

FIG. 1 is a perspective view of the filter element showing my new design;
FIG. 2 is a side view of the filter element of FIG. 1;
FIG. 3 is a side view of the filter element of FIG. 1 showing the side opposite that shown in FIG. 2;
FIG. 4 is a back view of the filter element of FIG. 1;
FIG. 5 is a front view of the filter element of FIG. 1;
FIG. 6 is a top view of the filter element of FIG. 1; and,
FIG. 7 is a bottom view of the filter element of FIG. 1.

1 Claim, 6 Drawing Sheets



(56)

References Cited

U.S. PATENT DOCUMENTS

8,016,903 B2 9/2011 Nelson et al.
8,034,145 B2 10/2011 Boehrs et al.
8,048,187 B2 * 11/2011 Merritt B01D 46/0001
55/498
8,048,188 B2 11/2011 Widerski et al.
8,083,828 B2 12/2011 Smith et al.
8,157,880 B2 * 4/2012 Muenkel B01D 46/0021
123/198 E
8,192,623 B2 * 6/2012 Reid B01D 29/012
210/335
8,277,532 B2 10/2012 Reichter et al.
8,608,818 B2 12/2013 Xu et al.
8,673,043 B2 * 3/2014 Merritt B01D 46/527
422/169
8,741,017 B2 6/2014 Nelson
8,915,985 B2 12/2014 Dewit et al.
9,320,997 B2 * 4/2016 Campbell B01D 46/525
2006/0090434 A1 * 5/2006 Brown B01D 46/527
55/498
2008/0016832 A1 * 1/2008 Krisko B01D 45/16
55/342
2009/0320423 A1 * 12/2009 Merritt B01D 46/0001
55/498
2010/0032365 A1 * 2/2010 Moe B01D 46/522
210/470
2010/0242425 A1 * 9/2010 Swanson B01D 46/2411
55/498

* cited by examiner

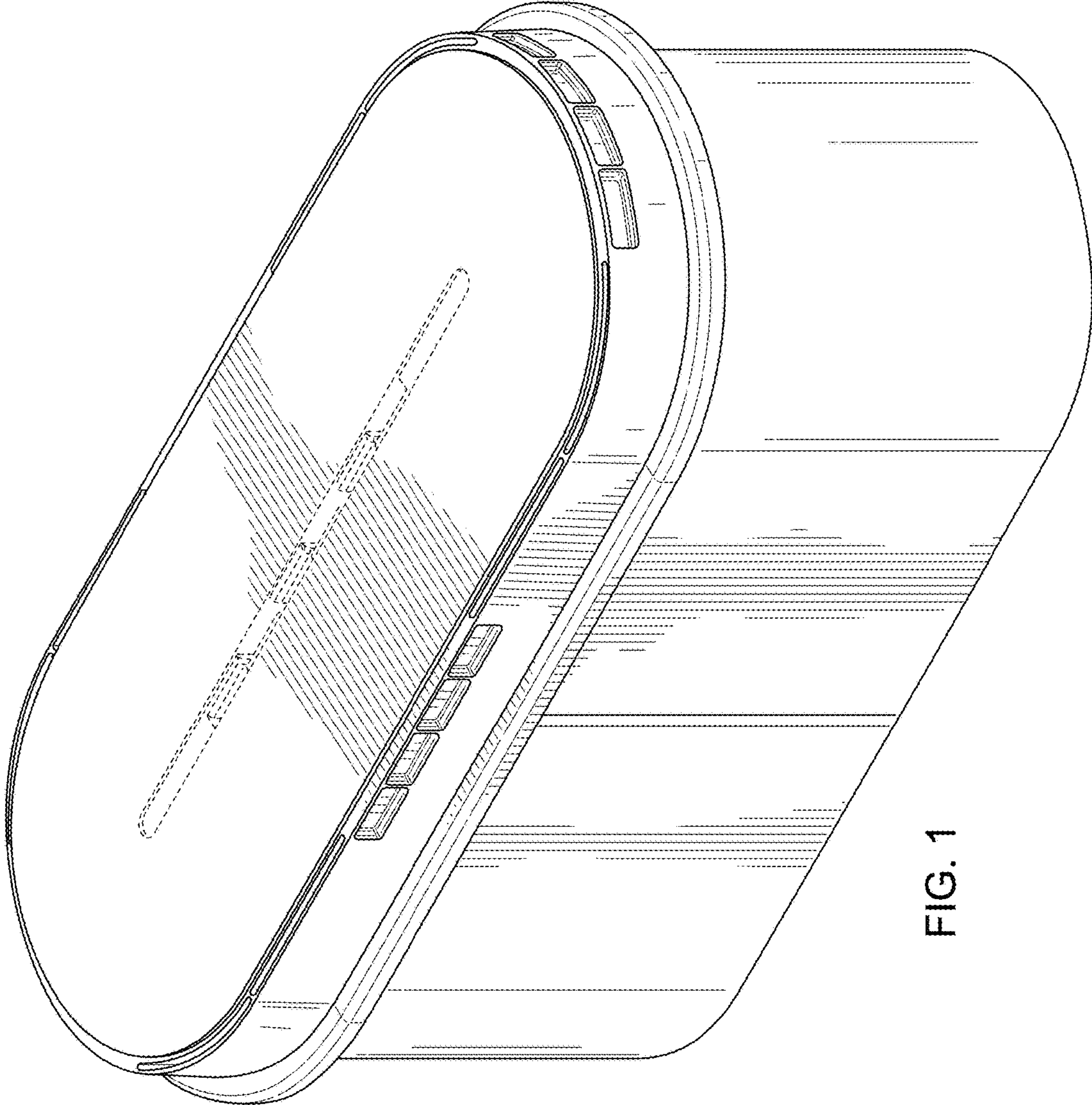


FIG. 1

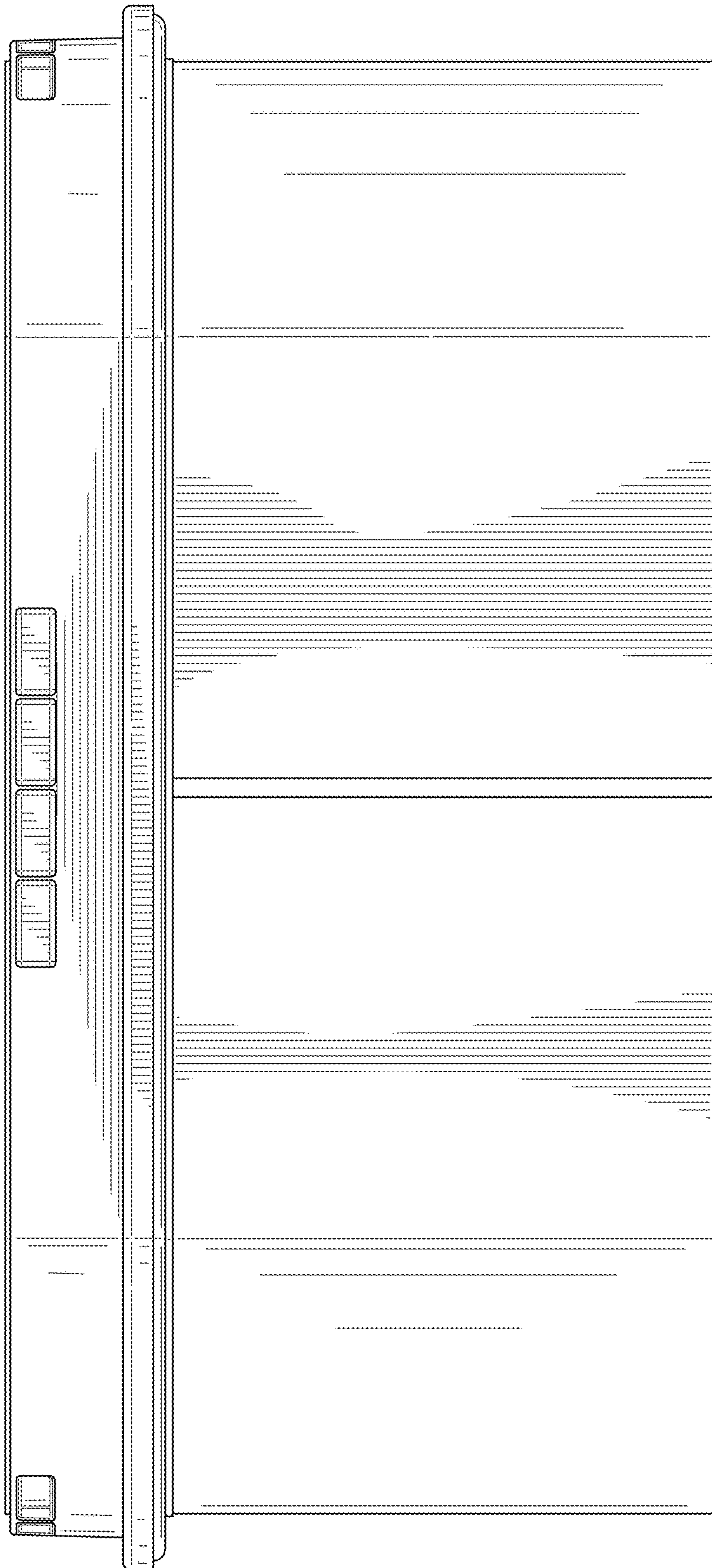


FIG. 2

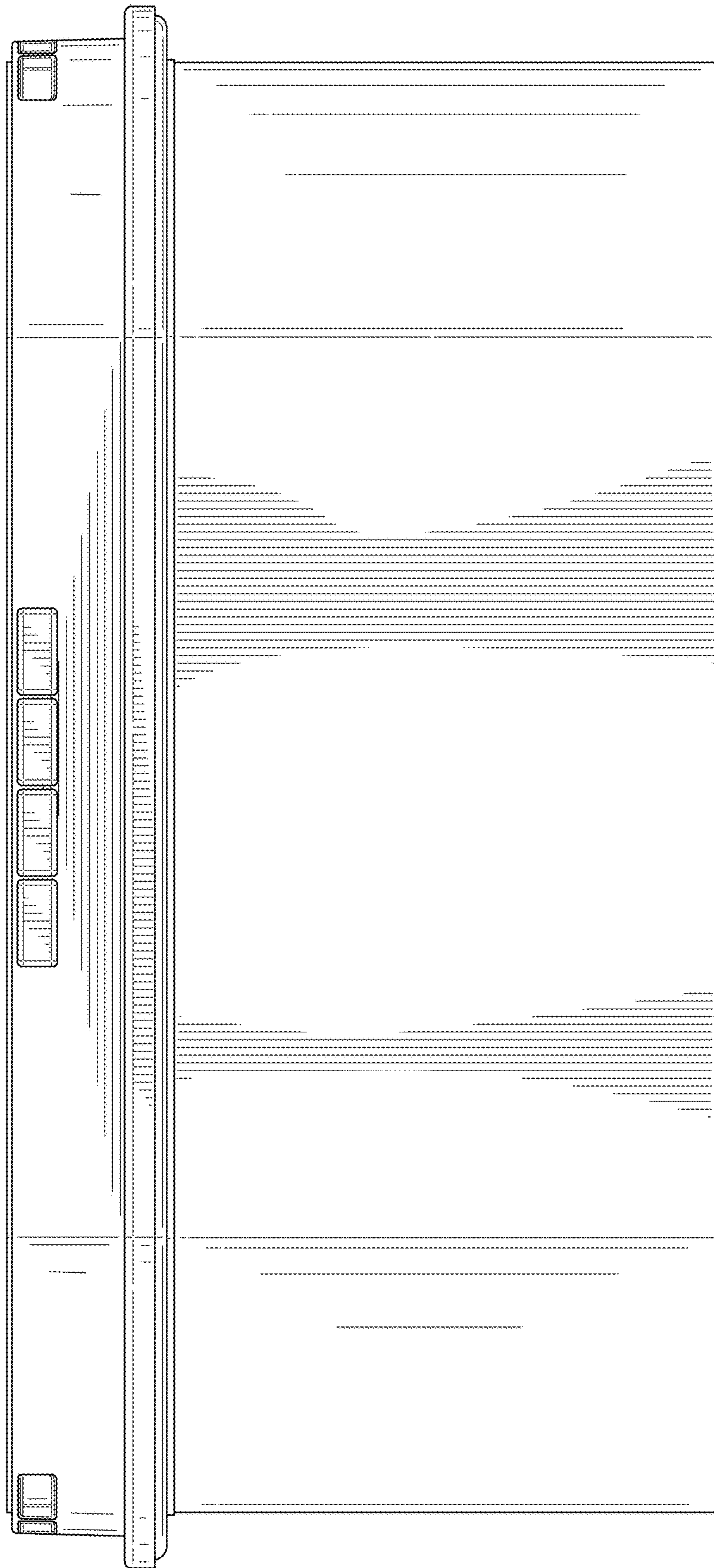


FIG. 3

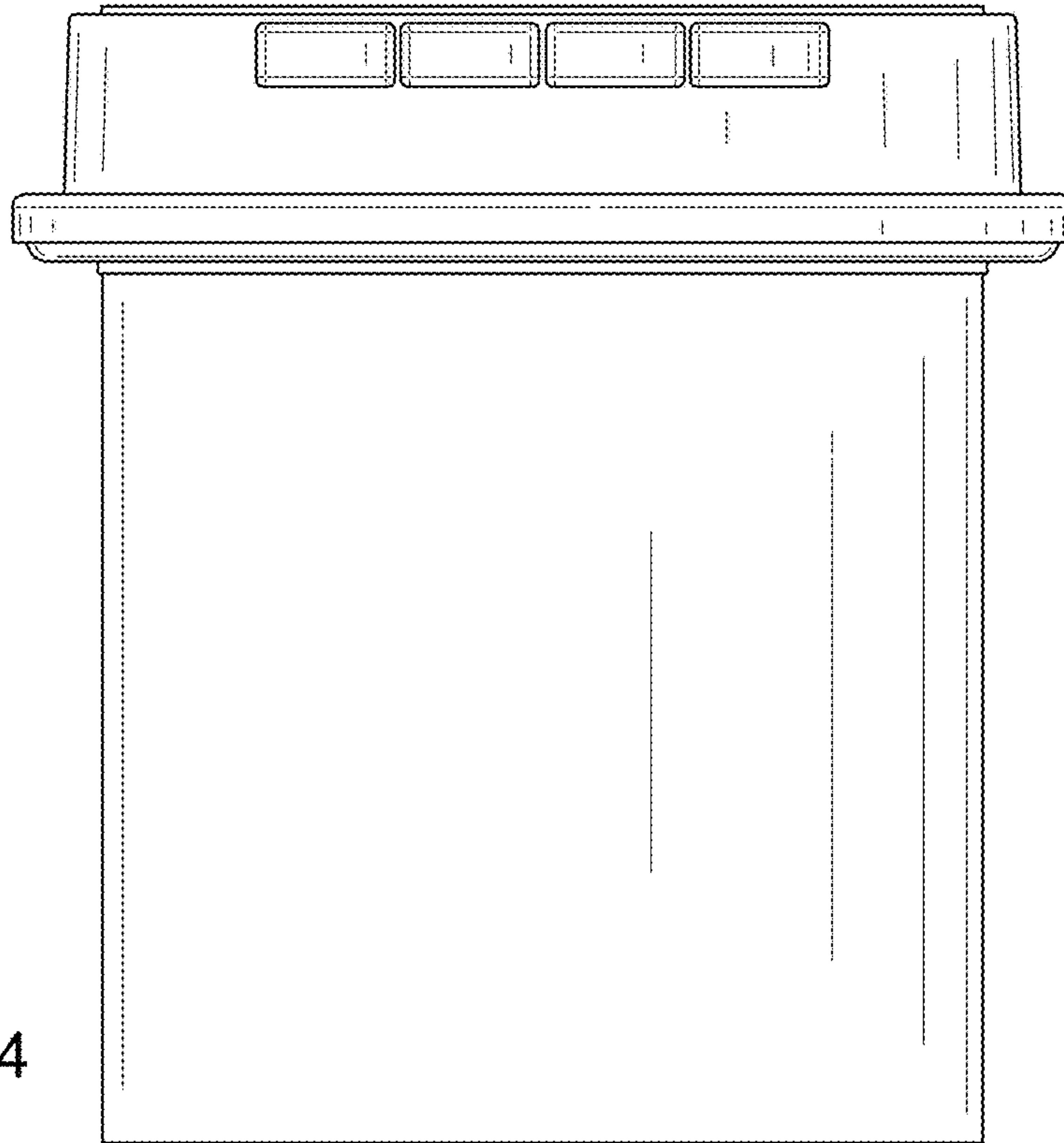


FIG. 4




FIG. 5

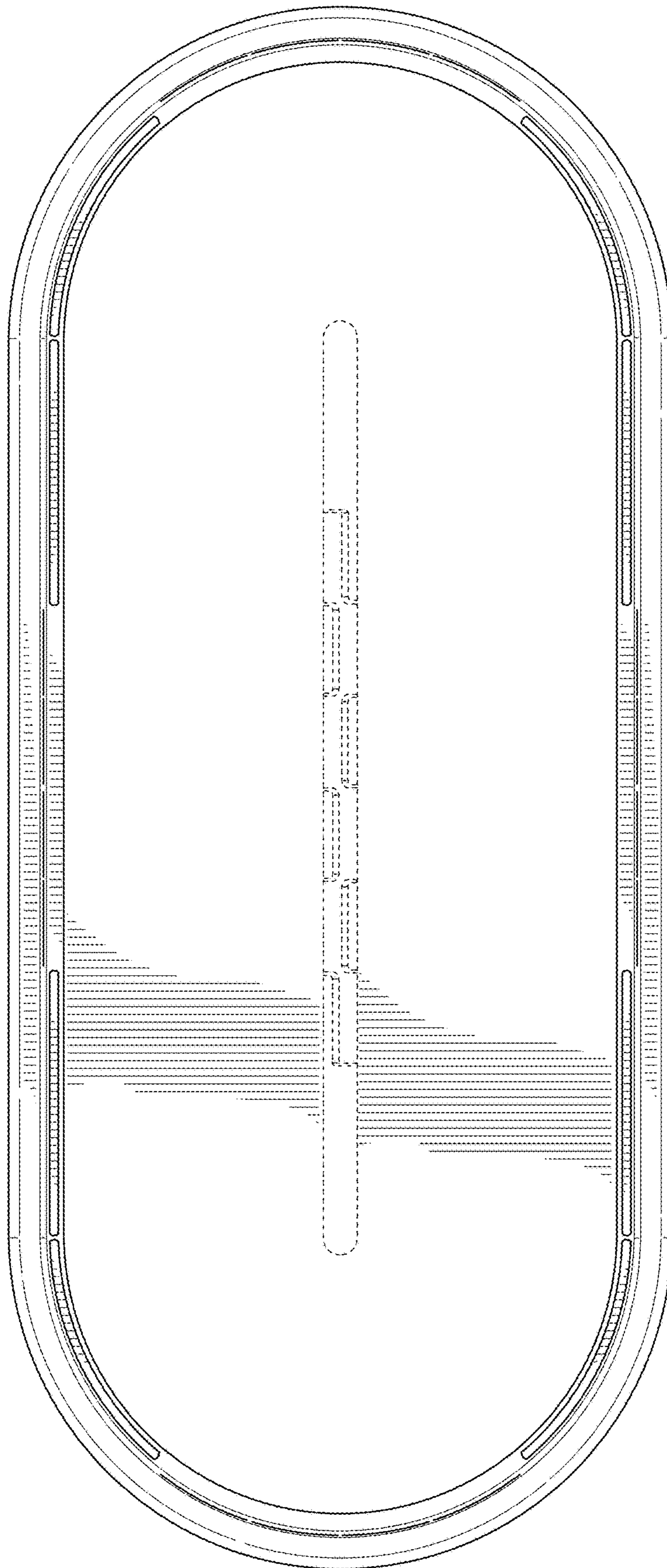


FIG. 6




FIG. 7