



US00D798875S

(12) **United States Design Patent**  
**Huang**

(10) **Patent No.:** **US D798,875 S**

(45) **Date of Patent:** **\*\* Oct. 3, 2017**

(54) **CLIP TYPE FLASH DRIVE**  
(71) Applicant: **HOEY CO., LTD.**, Taoyuan (TW)  
(72) Inventor: **Joseph Huang**, Taoyuan (TW)  
(73) Assignee: **HOEY CO., LTD.**, Taoyuan (TW)  
(\*\*) Term: **15 Years**

D631,058 S \* 1/2011 Chin ..... D14/480.7  
D660,857 S \* 5/2012 Emami ..... D11/201  
D685,807 S \* 7/2013 Billington ..... D14/480.5  
D687,041 S \* 7/2013 Benois ..... D14/480.5  
D712,414 S \* 9/2014 Tsai ..... D14/480.6  
D721,714 S \* 1/2015 Enayati ..... D14/480.6  
D724,096 S \* 3/2015 Huang ..... D14/480.3  
2008/0237237 A1\* 10/2008 Watson ..... H05K 5/0278  
220/375  
2012/0069513 A1\* 3/2012 Emami ..... H05K 5/0278  
361/679.32

(21) Appl. No.: **29/569,915**

\* cited by examiner

(22) Filed: **Jul. 1, 2016**

*Primary Examiner* — Angela J Lee

(30) **Foreign Application Priority Data**

(74) *Attorney, Agent, or Firm* — Guice Patents PLLC

Jan. 20, 2016 (TW) ..... 105300258

(51) **LOC (10) Cl.** ..... **14-03**

(57) **CLAIM**

(52) **U.S. Cl.**

The ornamental design for a clip type flash drive, as shown.

USPC ..... **D14/480.1**

(58) **Field of Classification Search**

**DESCRIPTION**

USPC ..... D14/435.1, 480.1–480.7

CPC ..... H05K 5/0278; G06K 19/07732

See application file for complete search history.

FIG. 1 is a perspective view of a clip type flash drive showing my new design;

FIG. 2 is a front view thereof;

FIG. 3 is a rear view thereof;

FIG. 4 is a left side view thereof;

FIG. 5 is a right side view thereof;

FIG. 6 is a top view thereof; and,

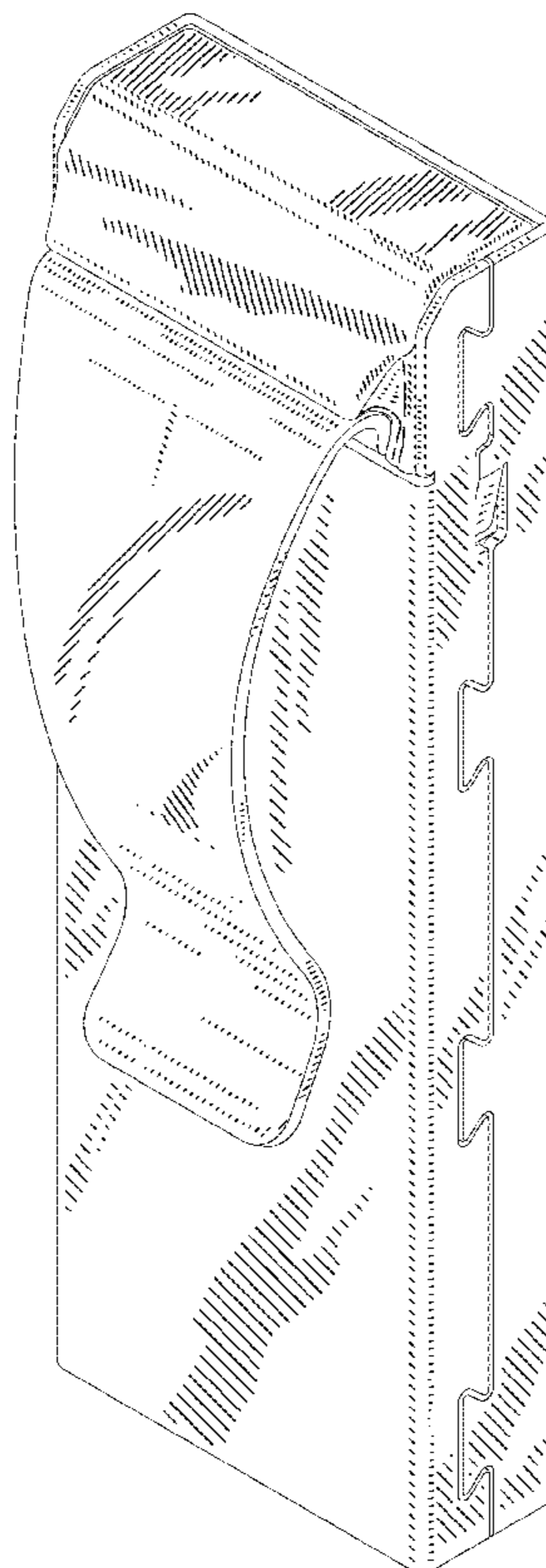
FIG. 7 is a bottom view thereof.

(56) **References Cited**

**U.S. PATENT DOCUMENTS**

D513,000 S \* 12/2005 Cohen ..... D14/480.3  
D559,903 S \* 1/2008 Schwab ..... D14/436  
D610,156 S \* 2/2010 Mudrick ..... D14/480.5  
D630,640 S \* 1/2011 Kuo ..... D14/480.5

**1 Claim, 7 Drawing Sheets**



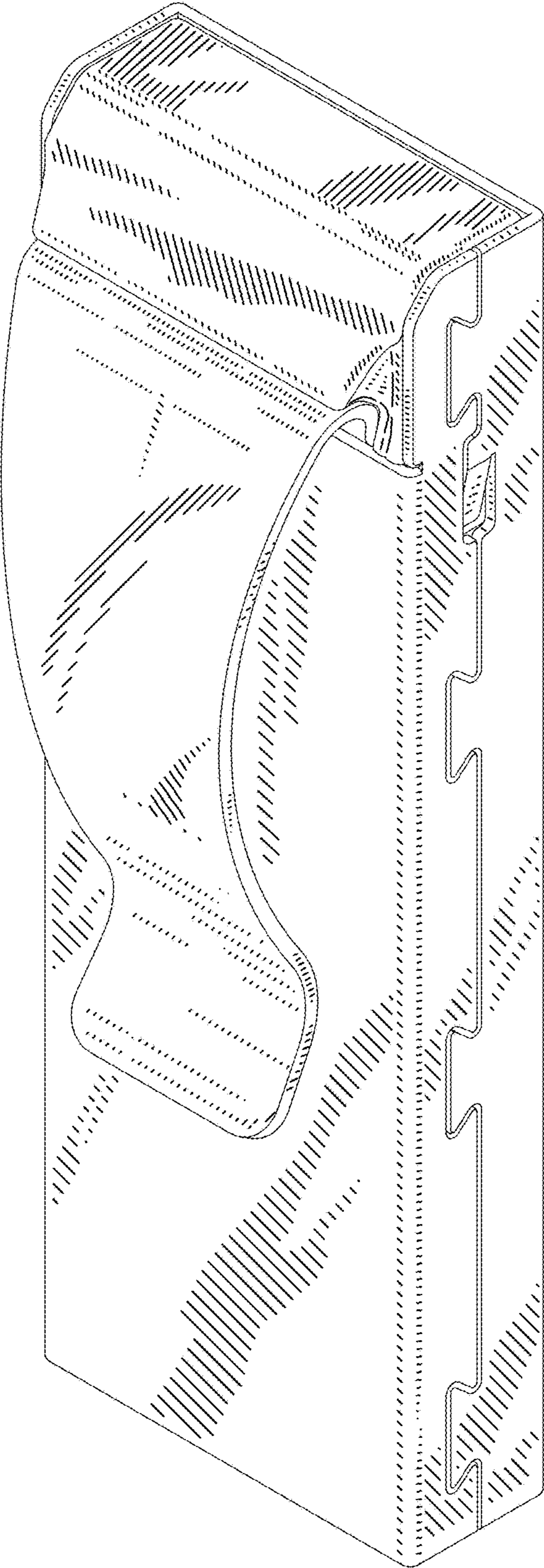


FIG. 1

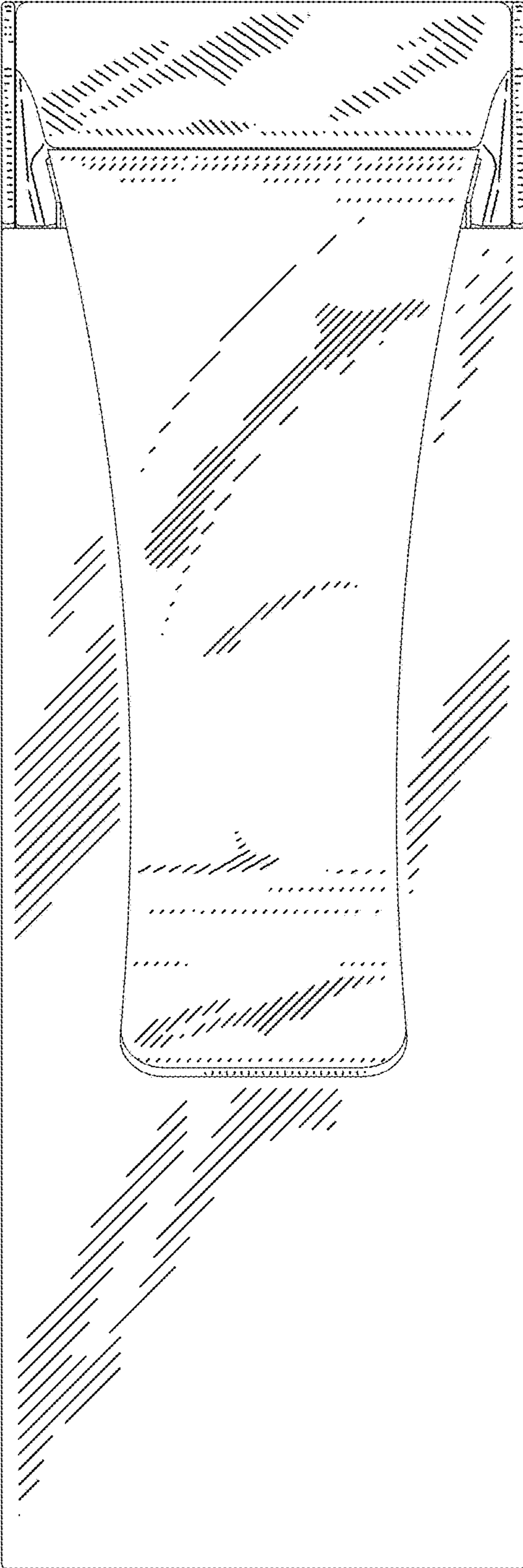


FIG. 2




FIG. 3



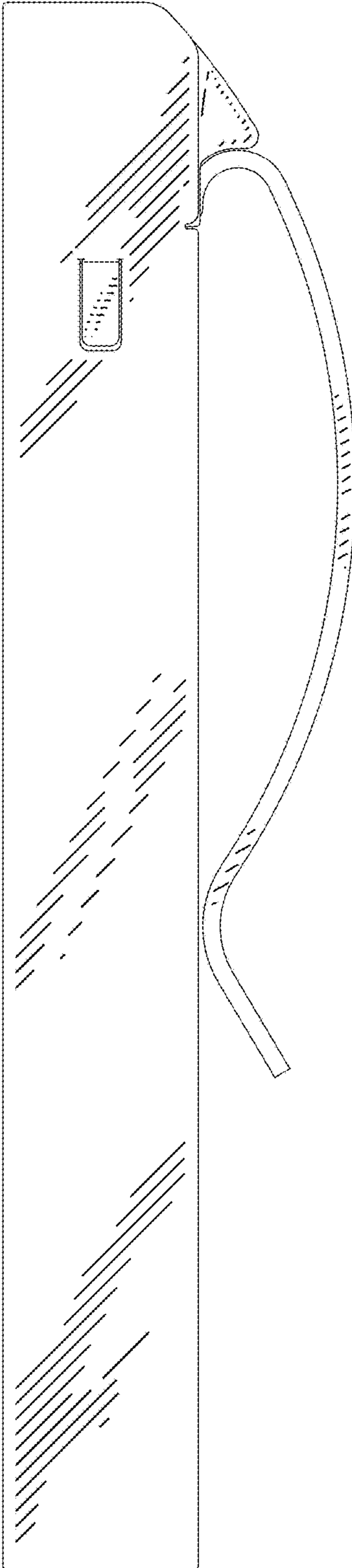


FIG. 4

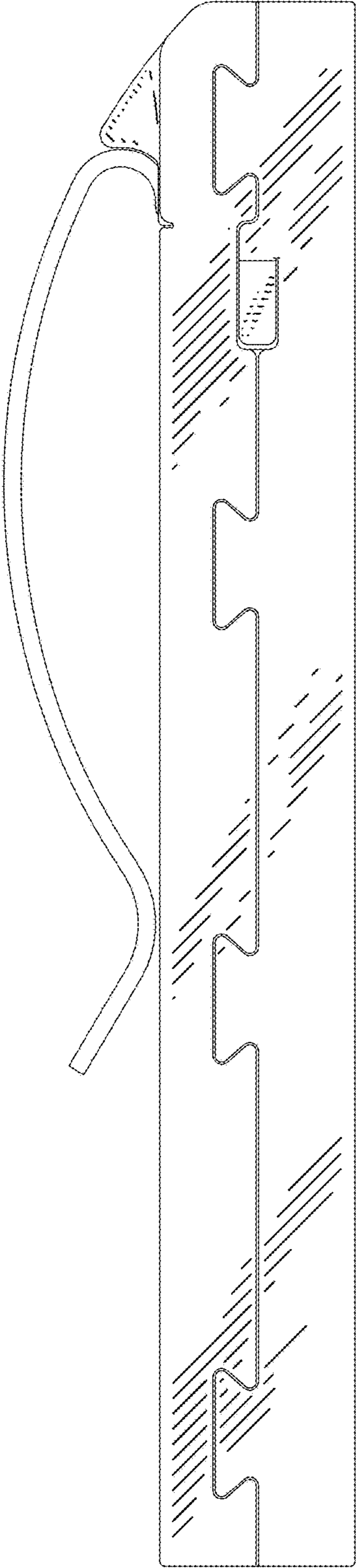


FIG. 5

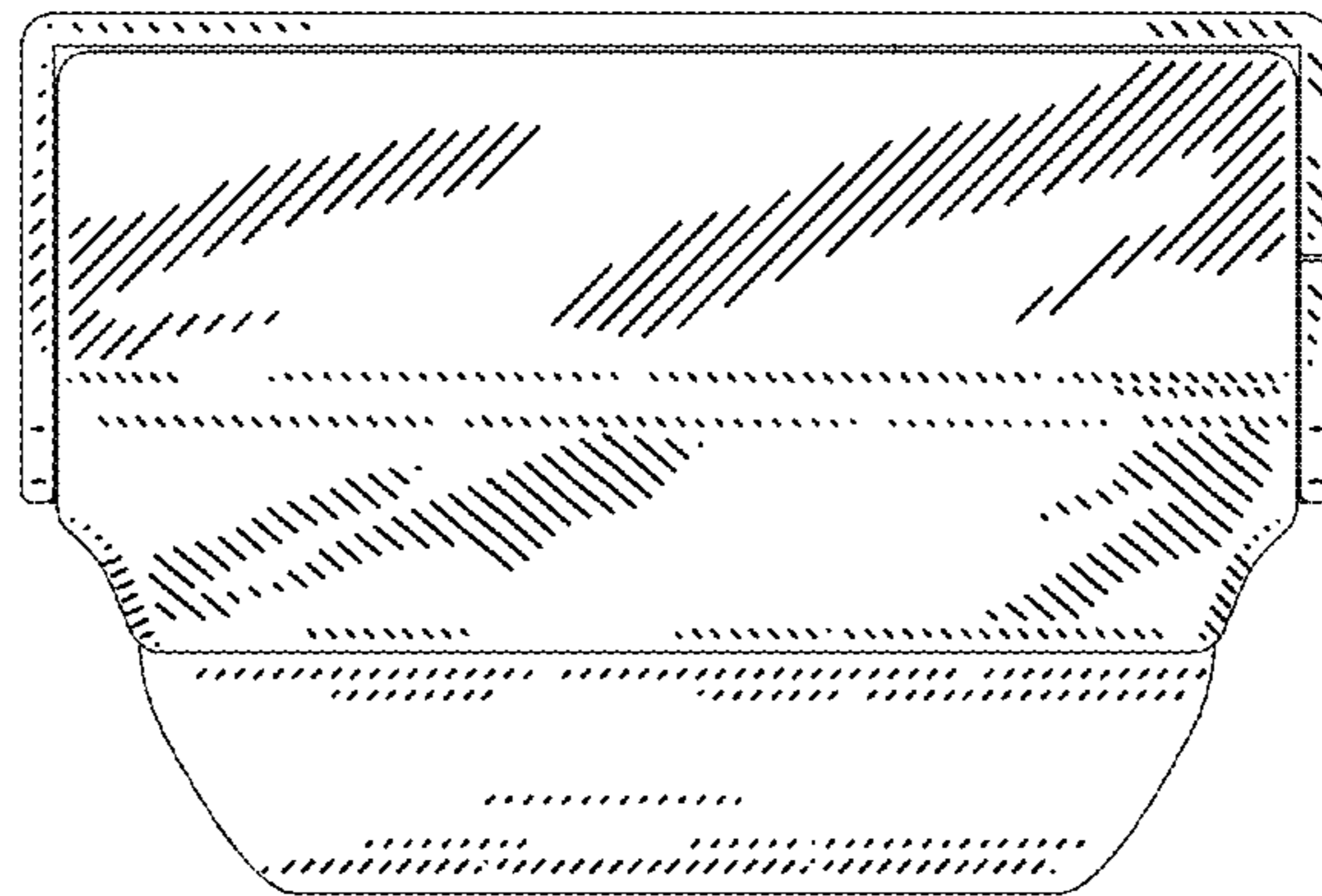


FIG. 6

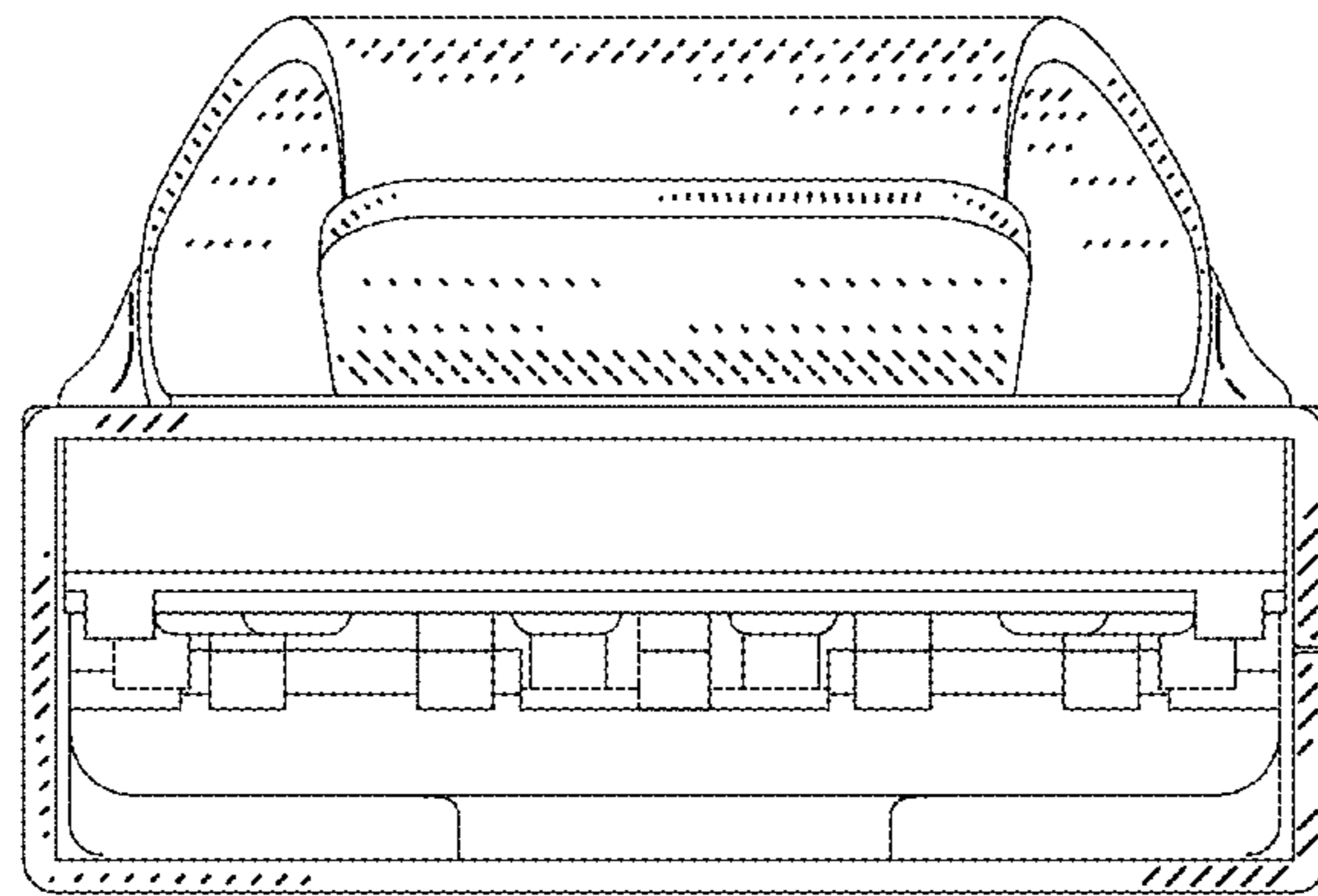


FIG. 7