



US00D798859S

(12) **United States Design Patent** (10) **Patent No.:** **US D798,859 S**  
**Jasinski et al.** (45) **Date of Patent:** **\*\* Oct. 3, 2017**

(54) **INFORMATION HANDLING SYSTEM**

7/00; H05H 7/20; G11B 33/126; G11B 33/128; G11B 33/08; G11B 33/02

(71) Applicant: **Dell Products L.P.**, Round Rock, TX (US)

See application file for complete search history.

(72) Inventors: **Joseph E. Jasinski**, Austin, TX (US); **Brian Hargrove Leonard**, Austin, TX (US); **Sung Kyun Bai**, Austin, TX (US); **Cheng-Chia Chiu**, New Taipei (TW)

(56) **References Cited**

U.S. PATENT DOCUMENTS

(73) Assignee: **Dell Products L.P.**, Round Rock, TX (US)

D241,447 S	9/1976	Clowe	
D383,119 S	9/1997	Mousa	
D396,031 S *	7/1998	Chiodo .....	D14/308
D434,030 S *	11/2000	Colprit .....	D14/308
6,549,398 B2	4/2003	Chen	
D537,443 S	2/2007	Lauffer et al.	
D544,478 S	6/2007	Lai	
D545,306 S	6/2007	Lauffer et al.	
D545,308 S	6/2007	Lauffer et al.	
D585,447 S	1/2009	Chen	
D642,581 S *	8/2011	McClelland, II .....	D14/444
D647,521 S	10/2011	Takeda et al.	
D677,253 S	3/2013	Crisp et al.	

(\*\*) Term: **15 Years**

(21) Appl. No.: **29/569,459**

(22) Filed: **Jun. 28, 2016**

(Continued)

**Related U.S. Application Data**

(62) Division of application No. 29/526,989, filed on May 14, 2015, now Pat. No. Des. 763,245.

(51) **LOC (10) Cl.** ..... **14-02**

(52) **U.S. Cl.**  
USPC ..... **D14/349**

(58) **Field of Classification Search**

USPC ..... D14/240, 300, 301, 308, 313, 314, D14/348-356, 364-368, 188; D13/123, D13/158, 162, 184, 199; 312/223.1-223.3, 351.11; 360/99.01-99.12; 369/34.01-36.01; 361/679.31-679.33, 679.37, 679.39, 361/679.46, 679.53, 679.4, 679.41, 727  
CPC . G06F 1/20; G06F 1/181; G06F 1/187; G06F 1/183; G06F 1/184; G06F 1/16; H05K 7/16; H05K 7/1424; H05K 7/1409; H05K 7/20; H05K 7/20545; H05K 7/20727; H05K 7/1425; H05K 7/1488; H05K 7/183; H05K 7/14; H05K 5/00; H05K

*Primary Examiner* — Freda S Nunn

(74) *Attorney, Agent, or Firm* — Terrile, Cannatti, Chambers & Holland, LLP; Stephen A. Terrile

(57) **CLAIM**

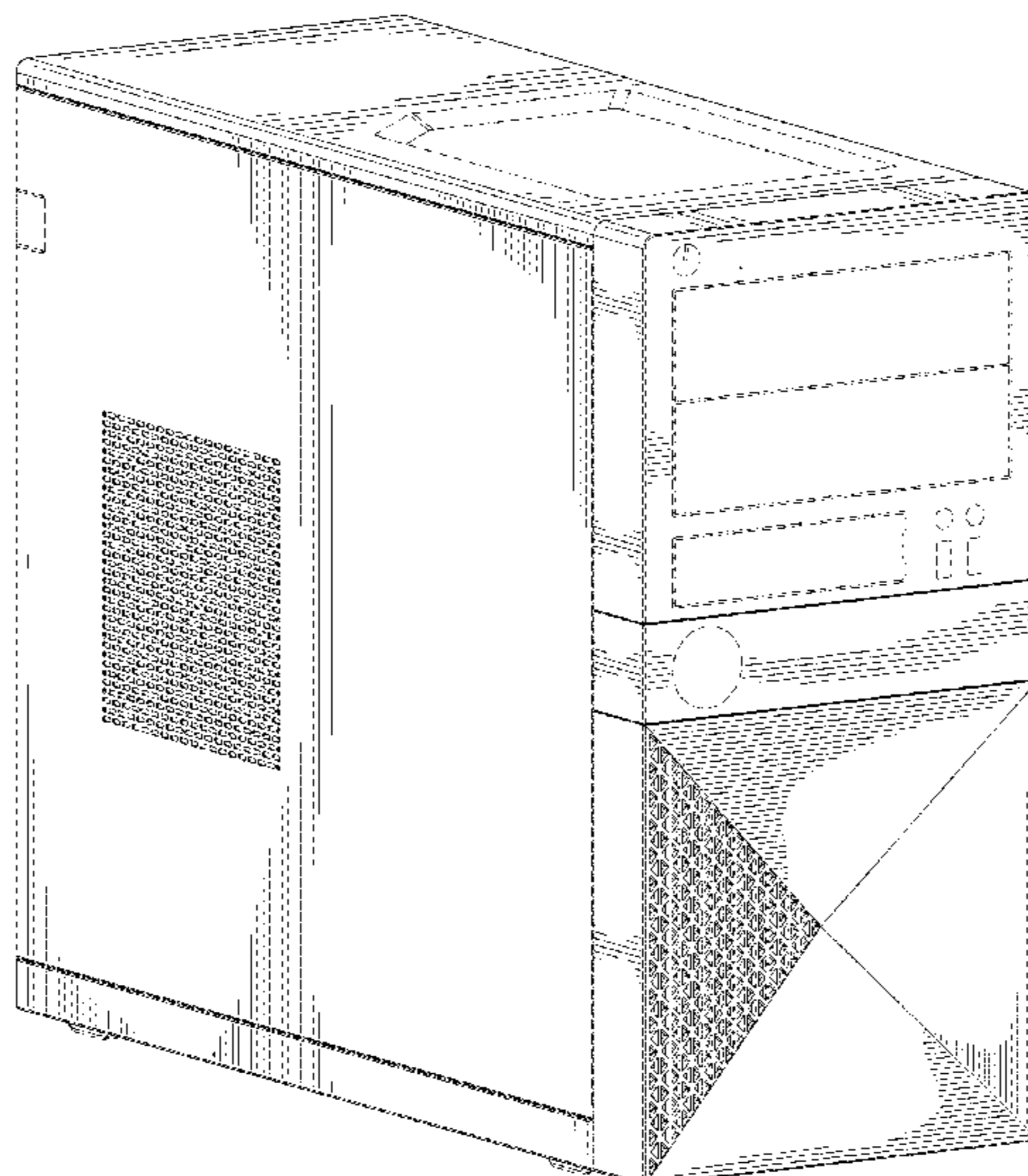
We claim the ornamental design for an information handling system, as shown and described.

**DESCRIPTION**

FIG. 1 is a front perspective view of the information handling system comprising the present invention; FIG. 2 is a front view thereof; FIG. 3 is a rear view thereof; FIG. 4 is a right side view thereof; FIG. 5 is a left side view thereof; FIG. 6 is a top view thereof; and, FIG. 7 is a bottom view thereof.

Broken lines shown in the drawings illustrate portions of the information handling system, and form no part of the claimed design.

**1 Claim, 7 Drawing Sheets**



(56)

**References Cited**

U.S. PATENT DOCUMENTS

D690,694 S    10/2013   Utsuki et al.  
D691,126 S    10/2013   Morton et al.

\* cited by examiner

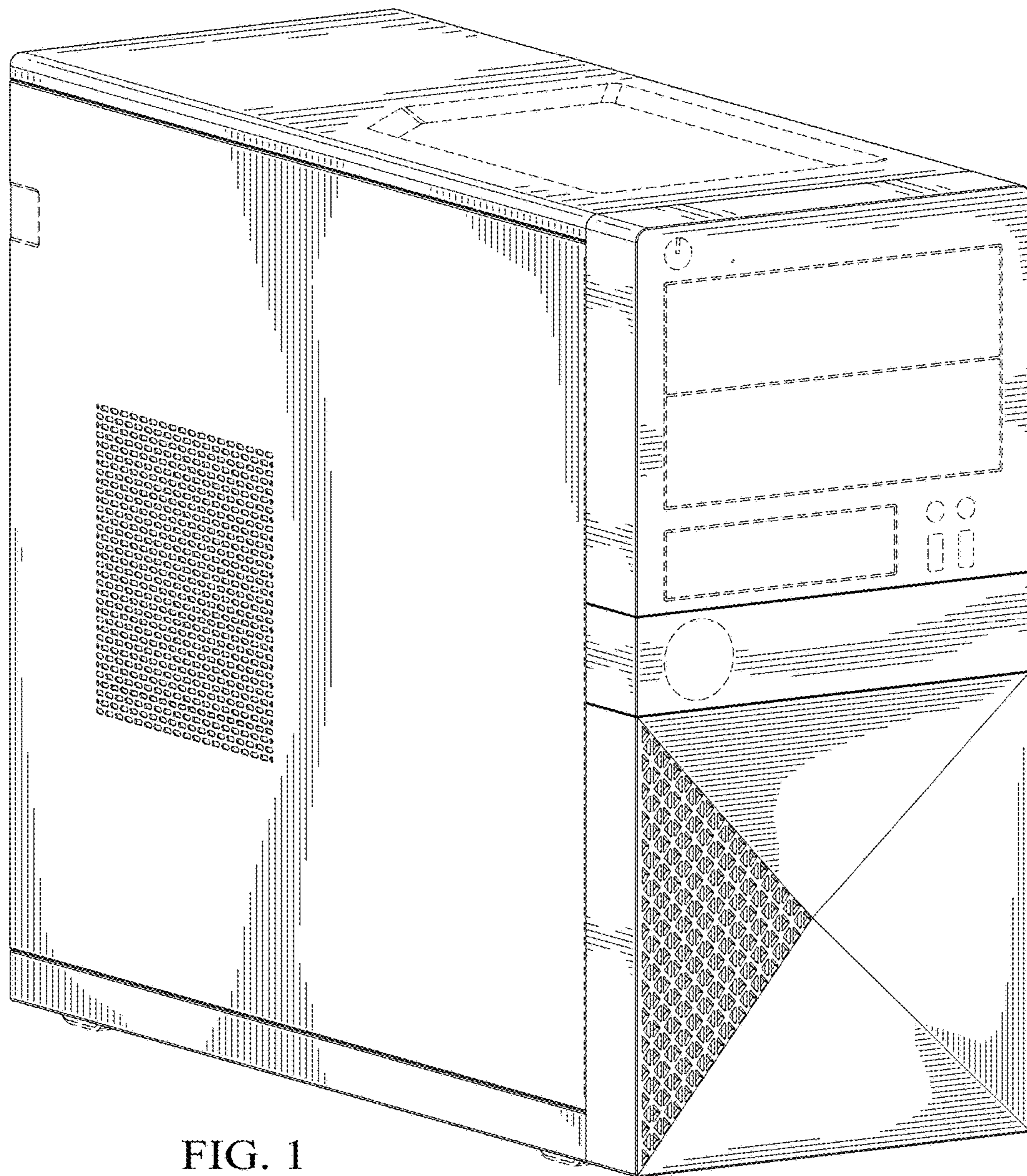


FIG. 1

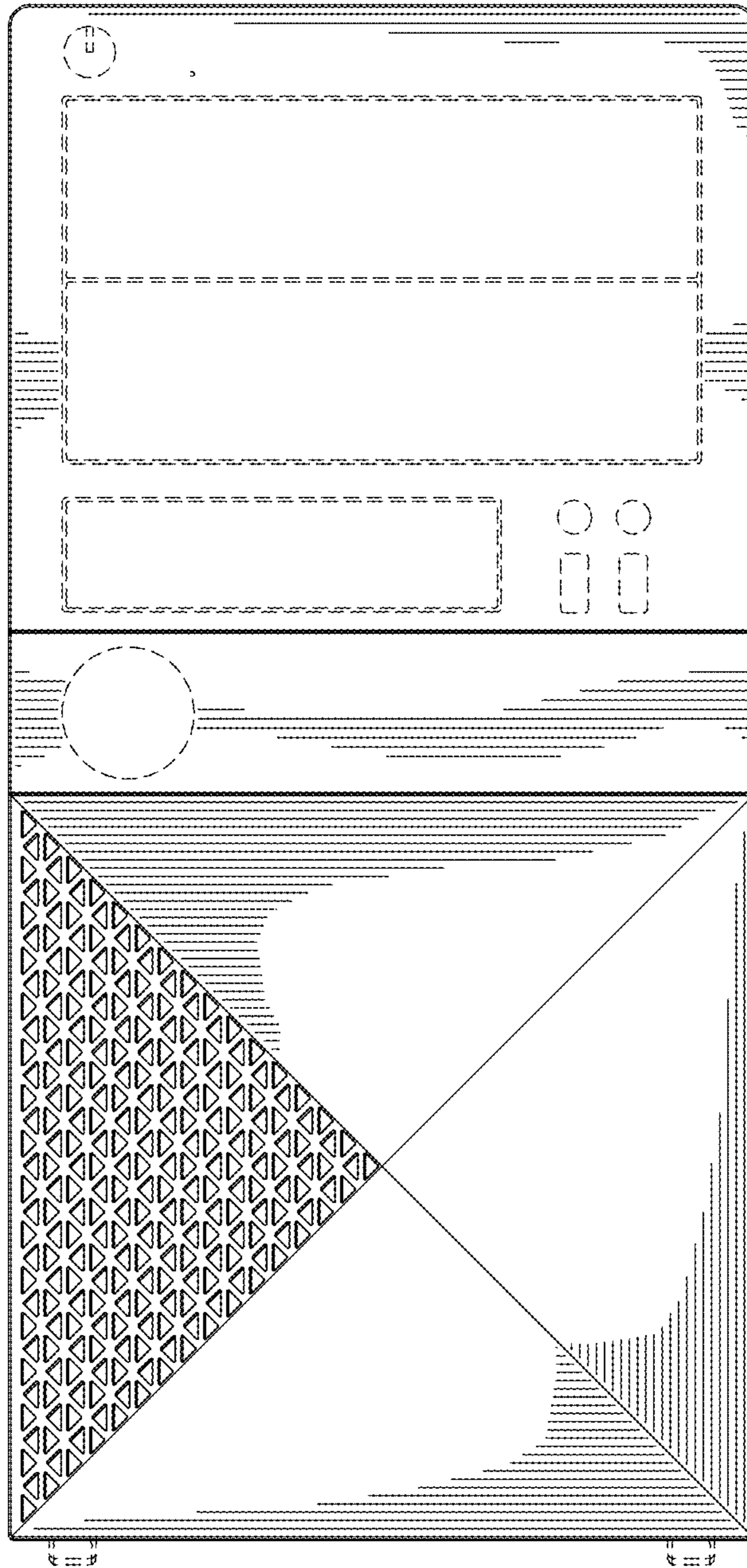


FIG. 2




FIG. 3

FIG. 4


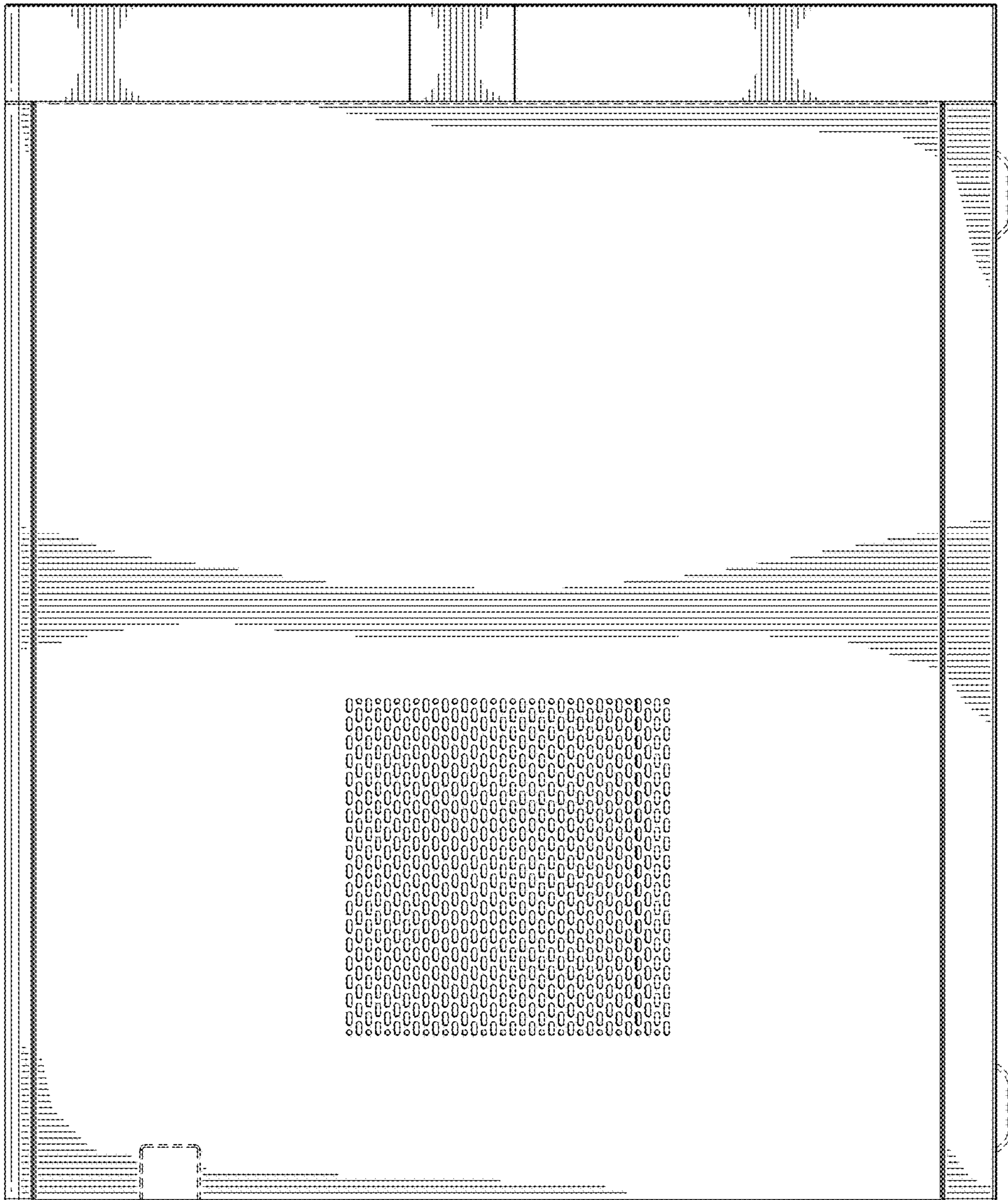


FIG. 5



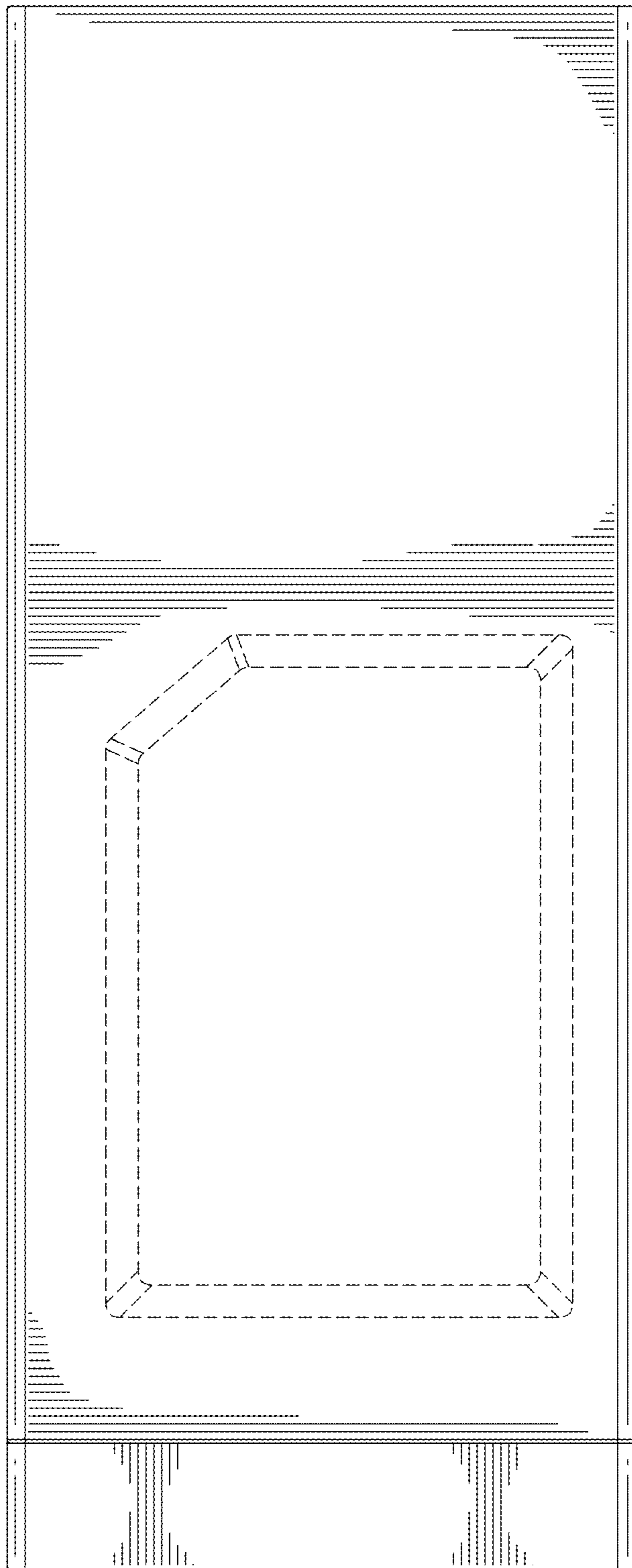


FIG. 6






FIG. 7