



US00D798858S

(12) **United States Design Patent** (10) **Patent No.:** **US D798,858 S**
Lu et al. (45) **Date of Patent:** **** Oct. 3, 2017**

(54) **NOTEBOOK COMPUTER**

(56) **References Cited**

(71) Applicants: **Ming-Shun Lu**, Taipei (TW); **Ya-Hui Tseng**, Taipei (TW); **Wei-Chih Hsu**, Taipei (TW); **Wen-Jie Hsiao**, Taipei (TW)

U.S. PATENT DOCUMENTS

6,771,494	B2 *	8/2004	Shimano	G06F 1/1616 345/173
D577,013	S *	9/2008	Harris	D14/315
D679,705	S *	4/2013	McManigal	D14/318
D680,117	S *	4/2013	Ho	D14/318
D706,760	S *	6/2014	Jung	D14/315
D706,771	S *	6/2014	Lee	D14/315
D730,346	S *	5/2015	Lee	D14/341
D743,958	S *	11/2015	Goh	D14/315
2009/0154084	A1 *	6/2009	Goto	G06F 1/1616 361/679.08

(72) Inventors: **Ming-Shun Lu**, Taipei (TW); **Ya-Hui Tseng**, Taipei (TW); **Wei-Chih Hsu**, Taipei (TW); **Wen-Jie Hsiao**, Taipei (TW)

* cited by examiner

(73) Assignee: **COMPAL ELECTRONICS, INC.**, Taipei (TW)

Primary Examiner — Freda S Nunn

(**) Term: **15 Years**

(74) *Attorney, Agent, or Firm* — Jianq Chyun IP Office

(21) Appl. No.: **29/566,402**

(57) **CLAIM**

(22) Filed: **May 30, 2016**

The ornamental design for a notebook computer, as shown and described.

(51) **LOC (10) Cl.** **14-02**

DESCRIPTION

(52) **U.S. Cl.**

USPC **D14/315**

(58) **Field of Classification Search**

USPC D14/315-327; D18/1, 2, 7, 11; 235/145 A, 145 R; 341/22, 23; 345/104, 345/156, 168, 169, 173; 361/679.08, 361/679.09, 679.11, 679.26, 679.27


CPC G06F 1/16; G06F 1/1616; G06F 1/1626; G06F 1/1632; G06F 1/1613; G06F 1/1601; G06F 1/1618; G06F 1/162; G06F 1/166; G06F 1/1654; G06F 1/1681; G06F 1/1637; G06F 1/1688; G06F 1/1656; H01R 35/02; H03M 11/00; G09B 13/04; H03K 17/94; G09G 5/00; F16M 11/10; H05K 5/00; H04M 1/0237

See application file for complete search history.

FIG. 1 is a perspective view of a notebook computer showing our new design; FIG. 2 is a front view thereof; FIG. 3 is a rear view thereof; FIG. 4 is a left side view thereof; FIG. 5 is a right side view thereof; FIG. 6 is a top view thereof; FIG. 7 is a bottom view thereof; and, FIG. 8 is another perspective view thereof showing in an open state.

The dot-dashed broken lines represent a boundary of the claimed design and form no part of the claimed design. The dashed line showing of portions of the notebook computer is for the purpose of illustrating unclaimed portions of the notebook computer and forms no part of the claimed design.

1 Claim, 6 Drawing Sheets






FIG. 1

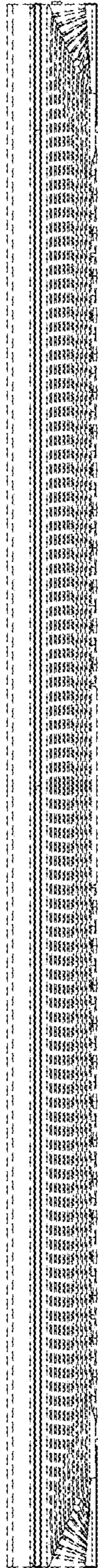


FIG. 2




FIG. 3

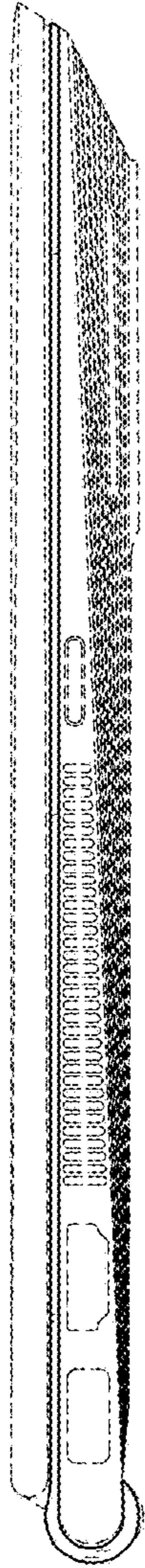


FIG. 4



FIG. 5




FIG. 6




FIG. 7

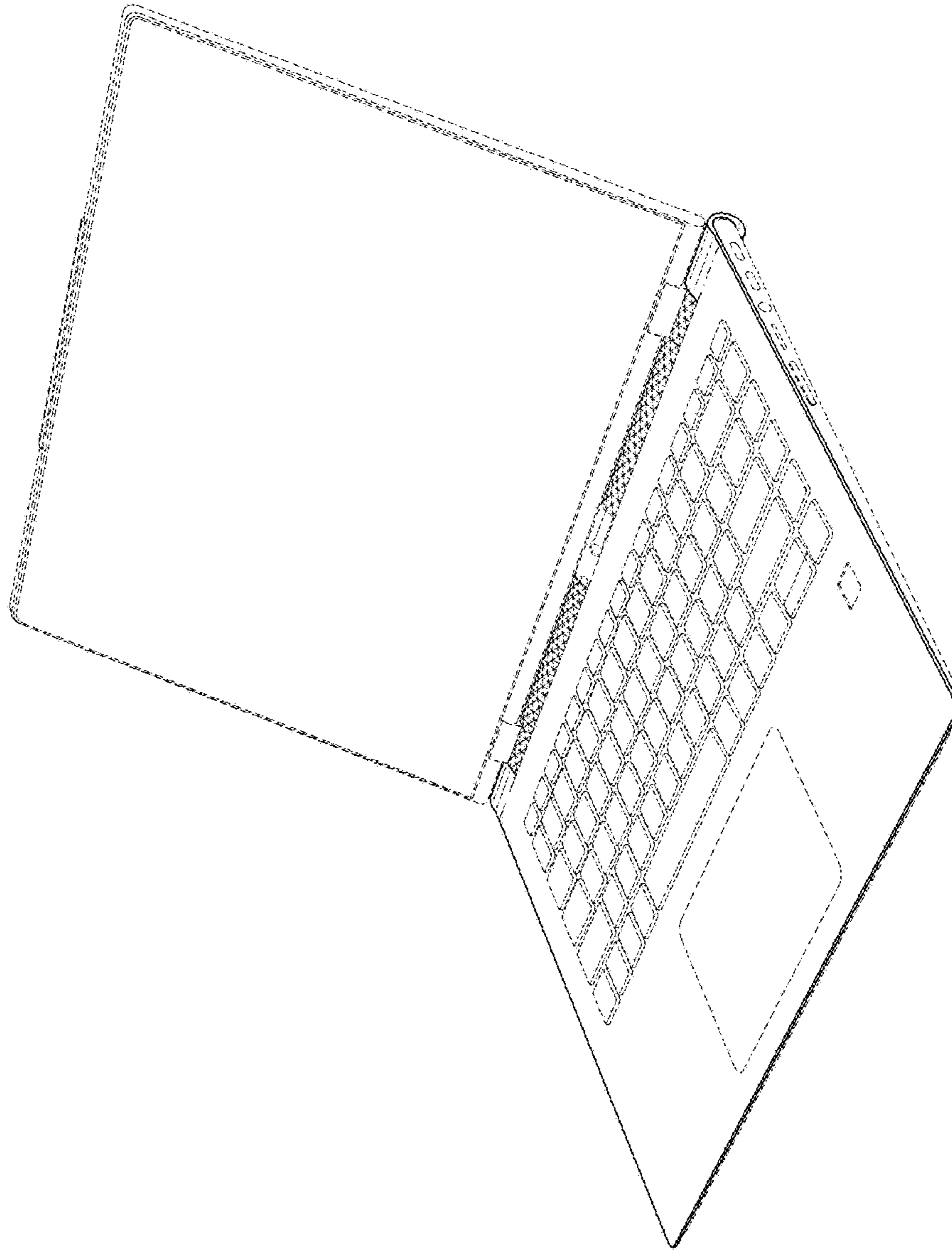


FIG. 8