

US00D798851S

(12) **United States Design Patent** (10) **Patent No.:** **US D798,851 S**
Kim et al. (45) **Date of Patent:** **** Oct. 3, 2017**

(54) **CELLULAR PHONE**

(71) Applicant: **LG ELECTRONICS INC.**, Seoul (KR)

(72) Inventors: **Dami Kim**, Seoul (KR); **Byeongwook Kim**, Seoul (KR); **Youngho Kim**, Seoul (KR)

(73) Assignee: **LG ELECTRONICS INC.**, Seoul (KR)

(**) Term: **15 Years**

(21) Appl. No.: **29/549,073**

(22) Filed: **Dec. 18, 2015**

(30) **Foreign Application Priority Data**

Jun. 25, 2015 (KR) 30-2015-0032193

(51) **LOC (10) Cl.** **14-03**

(52) **U.S. Cl.**
USPC **D14/248**

(58) **Field of Classification Search**
USPC D14/138 G, 138 AD, 248, 138 R,
D14/138 AC, 247, 137, 341-347
CPC H04M 1/0202; H04M 1/0235; H04M
1/0237; H04M 1/0239; H04M 1/0266;
H04M 1/0268; H04M 1/027; H04M
1/0295

See application file for complete search history.

(56) **References Cited**

U.S. PATENT DOCUMENTS

D580,905 S * 11/2008 Park D14/138 AD
D595,286 S * 6/2009 Mitchell D14/248
D606,038 S * 12/2009 Aarras D14/138 G
D608,322 S * 1/2010 Kim D14/138 G
D615,951 S * 5/2010 Kim D14/138 G
D618,650 S * 6/2010 Hyun D14/138 AD
D640,216 S * 6/2011 Woo D14/138 G

D647,498 S * 10/2011 Lee D14/138 G
D654,040 S * 2/2012 Jung D14/138 AD
D666,981 S * 9/2012 Kim D14/138 G
D676,818 S * 2/2013 Park D14/138 G
D697,885 S * 1/2014 Park D14/138 G
D704,672 S * 5/2014 Chen D14/138 G
D713,812 S * 9/2014 Hachiya D14/138 G
D749,536 S * 2/2016 Hachiya D14/138 G
D767,521 S * 9/2016 Joung D14/138 AD
D777,700 S * 1/2017 Kwon D14/138 G

(Continued)

OTHER PUBLICATIONS

LG X screen, announced Feb. 2016, [online], [retrieved on Oct. 14, 2016]. Retrieved from Internet ,<URL: http://www.gsmarena.com>.*

(Continued)

Primary Examiner — Bridget L Eland

(74) *Attorney, Agent, or Firm* — Birch, Stewart, Kolasch & Birch, LLP

(57) **CLAIM**

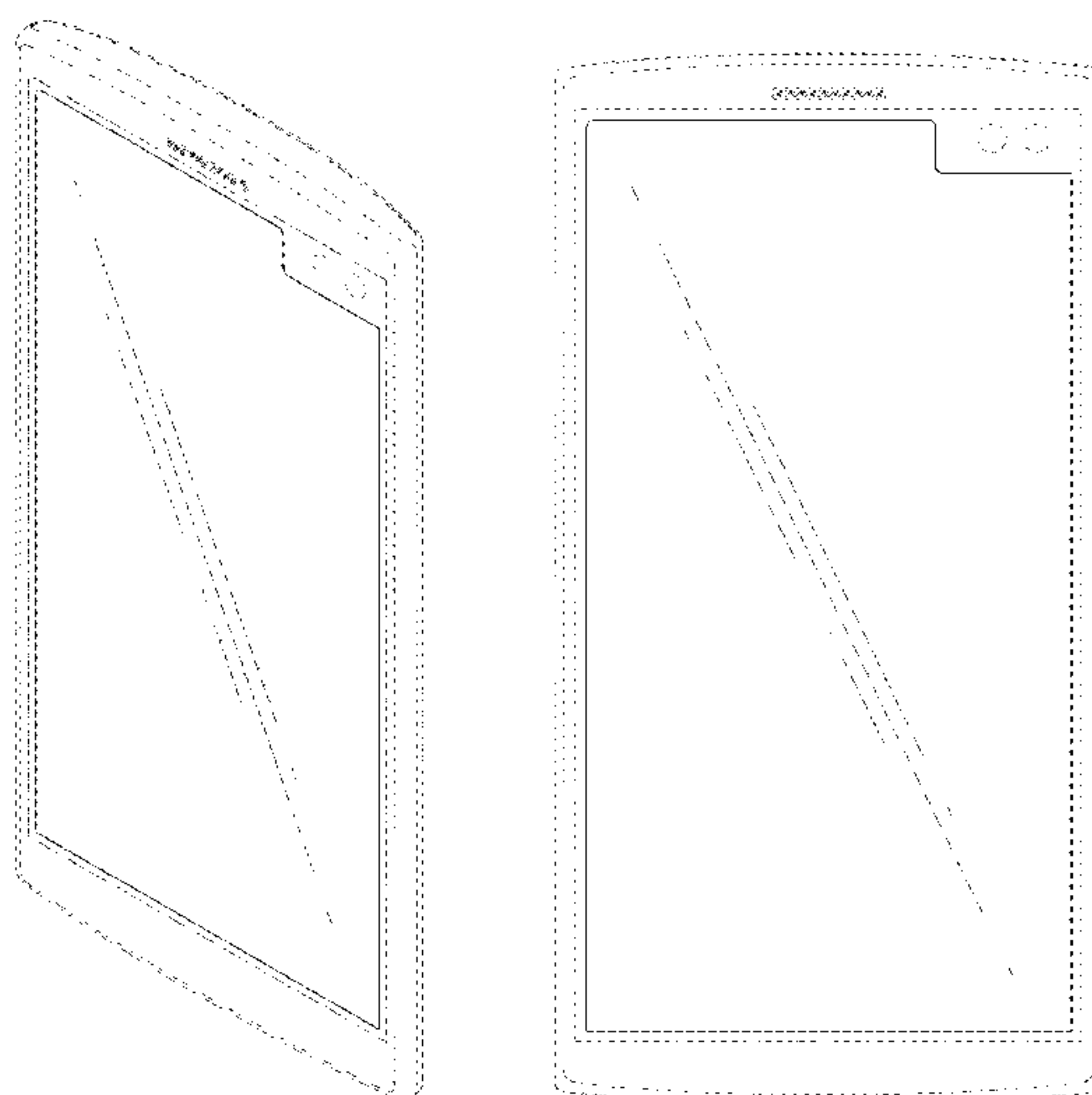
The ornamental design for a cellular phone, as shown and described.

DESCRIPTION

FIG. 1 is a front, right side, perspective view of a cellular phone showing our new design;
FIG. 2 is a front view thereof;
FIG. 3 is a rear view thereof;
FIG. 4 is a left side view thereof;
FIG. 5 is a right side view thereof;
FIG. 6 is a top view thereof; and,
FIG. 7 is a bottom view thereof.

The broken lines indicate unclaimed portion of the article that form no part of the claimed design, and the dash-dot broken lines define the bounds of the claimed design and form no part of the claimed design.

1 Claim, 6 Drawing Sheets



(56)

References Cited

U.S. PATENT DOCUMENTS

D783,565 S * 4/2017 Kim D14/138 G
D783,566 S * 4/2017 Kim D14/138 G
D784,281 S * 4/2017 Ryu D14/138 G
D784,314 S * 4/2017 Ryu D14/248
D784,315 S * 4/2017 Ryu D14/248
D786,229 S * 5/2017 Kim D14/248
2007/0080950 A1* 4/2007 Lee H04M 1/0239
345/169
2007/0285401 A1* 12/2007 Ohki G06F 1/1616
345/173
2010/0048190 A1* 2/2010 Park H04M 1/57
455/415

OTHER PUBLICATIONS

LG V10, announced Oct. 2015, [online], [retrieved on Dec. 5, 2016]. Retrieved from Internet ,<URL: <http://www.gsmarena.com>>.*

LG GC900 Viewty Smart, announced Apr. 2009, [online], [retrieved on Apr. 16, 2009]. Retrieved from Internet ,<URL: <http://www.gsmarena.com>>.*

* cited by examiner

FIG. 1

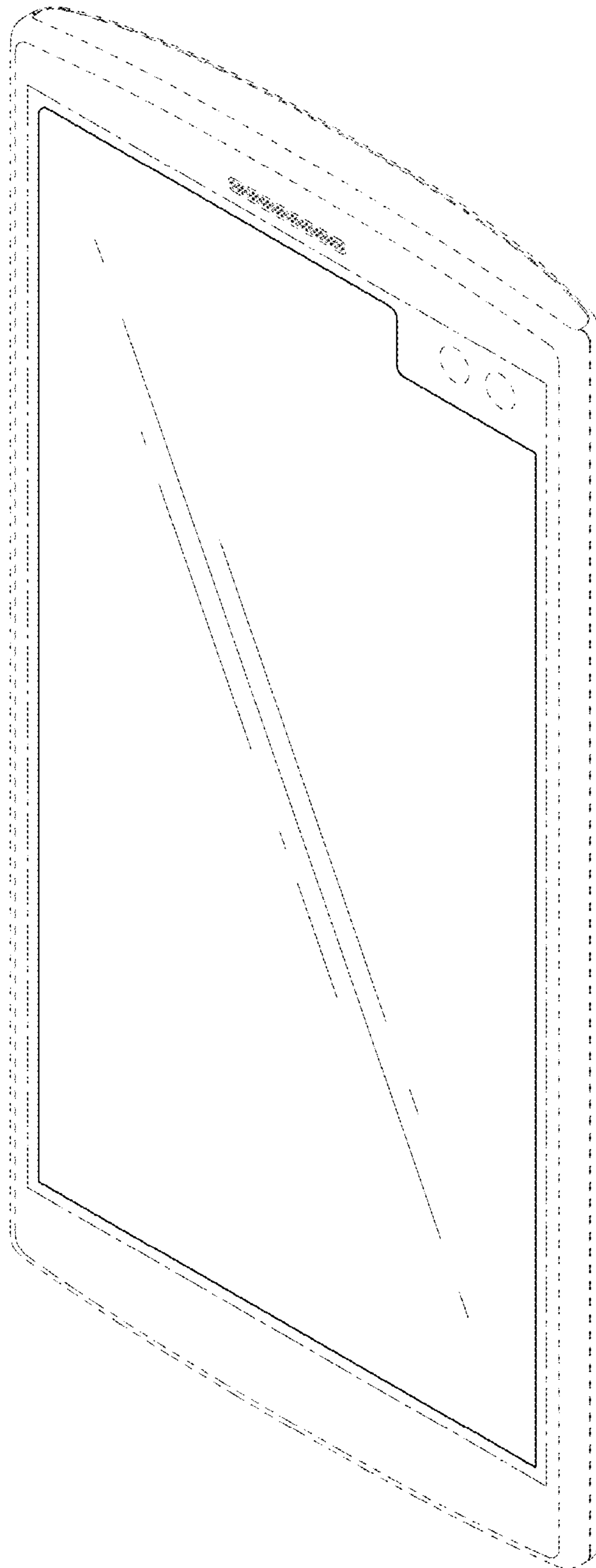


FIG. 2

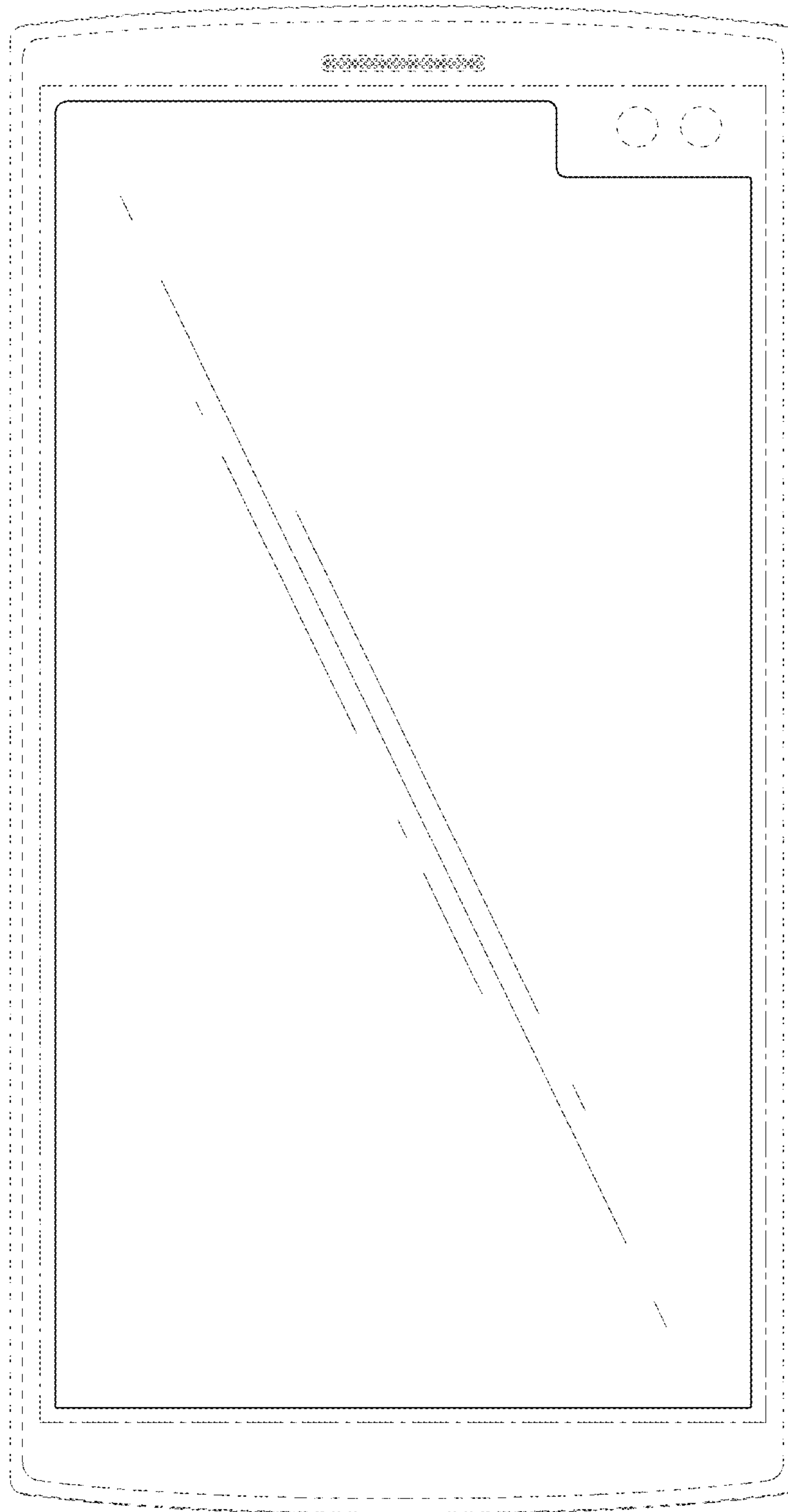


FIG. 3




FIG. 4



FIG. 5




FIG. 6




FIG. 7

