



US00D798842S

(12) **United States Design Patent** (10) **Patent No.:** **US D798,842 S**
Kass et al. (45) **Date of Patent:** **** Oct. 3, 2017**

(54) **REMOTE CONTROL HOUSING**

FOREIGN PATENT DOCUMENTS

(71) Applicant: **Hunter Douglas Inc.**, Pearl River, NY (US)

AU 364688 10/2015
AU 364862 10/2015

(Continued)

(72) Inventors: **Ronald R. Kass**, New York, NY (US);
Douglas J. Barr, Broomfield, CO (US);
Joseph E. Kovach, Brighton, CO (US);
Kevin M. Dann, Englewood, CO (US);
David J. Parrett, Louisville, CO (US);
Clark Brace, Westminster, CO (US);
Fred Bould, Menlo Park, CA (US);
Jaime Caso, Redwood City, CA (US)

OTHER PUBLICATIONS

“Belkin Conserve Switch—Energy Saving Surge With Remote (F7C01008q)”, Obtained at url: <http://www.amazon.com/Belkin-Conserve-Switch-Energy-Saving-Protector/dp/B003P2UMNK> on Oct. 30, 2014., pp. 1-6.

(Continued)

(73) Assignee: **HUNTER DOUGLAS, INC.**, Pearl River, NY (US)

Primary Examiner — Ralf Seifert

(74) *Attorney, Agent, or Firm* — Leason Ellis LLP

(**) Term: **15 Years**

(57) **CLAIM**

(21) Appl. No.: **29/577,436**

We claim the ornamental design for a remote control housing, as shown and described.

(22) Filed: **Sep. 13, 2016**

DESCRIPTION

Related U.S. Application Data

(62) Division of application No. 29/517,620, filed on Feb. 13, 2015, now Pat. No. Des. 769,227.

(51) **LOC (10) Cl.** **14-03**

(52) **U.S. Cl.**
USPC **D14/218**

(58) **Field of Classification Search**
USPC D14/137, 174, 217–218, 240, 247,
D14/388–390, 396, 511; D21/516;
(Continued)

FIG. 1 is a top front isometric view of a first embodiment of a remote control housing in accordance with the present design.

FIG. 2 is a front elevation view of the remote control housing of FIG. 1.

FIG. 3 is a rear elevation view of the remote control housing of FIG. 1.

FIG. 4 is a right side elevation view of the remote control housing of FIG. 1.

FIG. 5 is a left side elevation view of the remote control housing of FIG. 1.

FIG. 6 is a top plan view of the remote control housing of FIG. 1; and,

FIG. 7 is a bottom plan view of the remote control housing of FIG. 1.

The broken lines illustrate portions of the remote control housing that form no part of the claimed design.

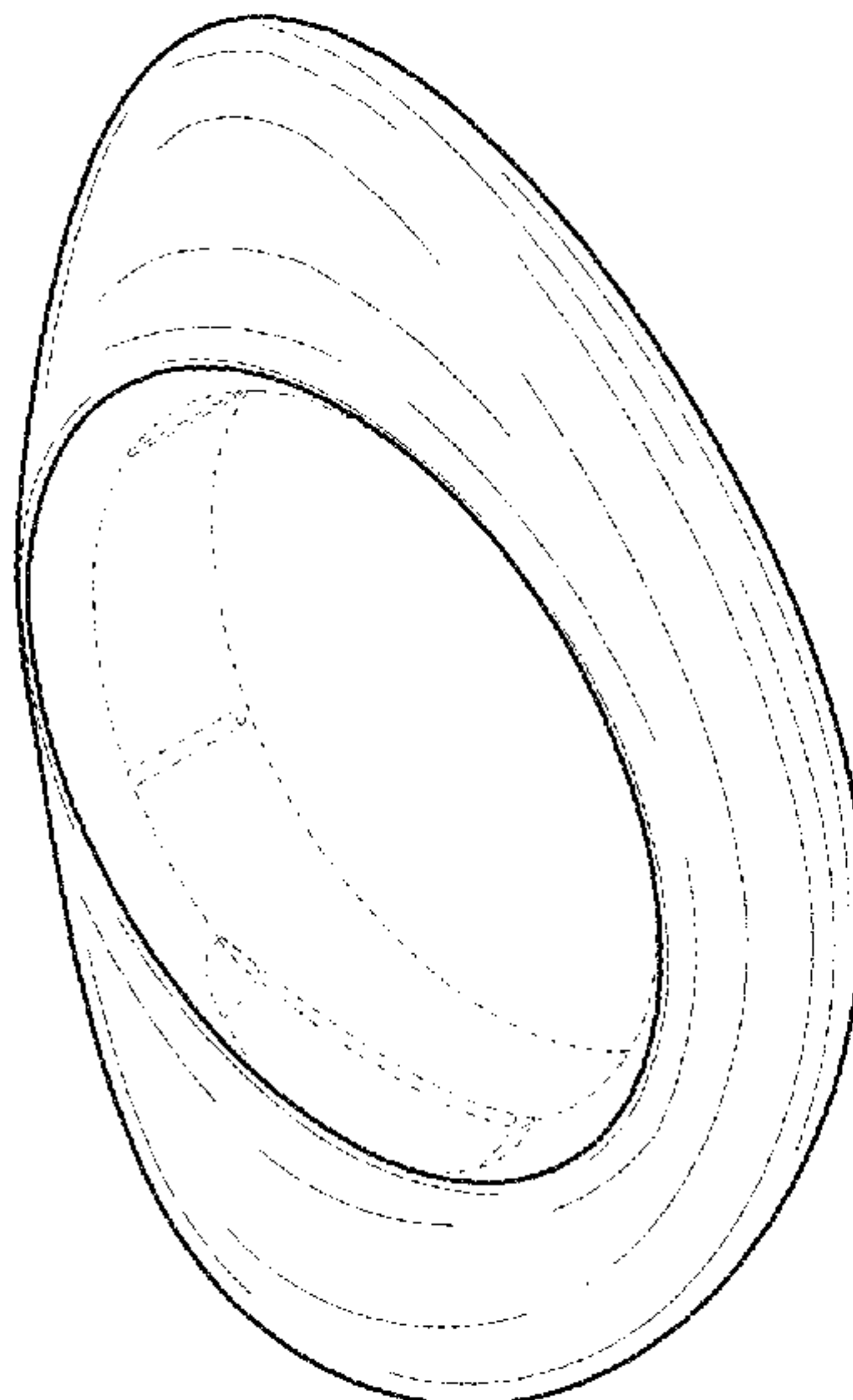
(56) **References Cited**

U.S. PATENT DOCUMENTS

D197,466 S * 2/1964 Spilman D14/225
D219,028 S * 10/1970 Miller et al. D14/218

(Continued)

1 Claim, 3 Drawing Sheets



US D798,842 S

(58) **Field of Classification Search**

USPC D13/162-164, 168; 715/738; 434/350;
 600/323; 348/211.99, 14.05, 114, 734;
 341/175-176; 455/575.1
 CPC G08C 23/04; G08C 19/12; H04N 5/44;
 H04L 17/02

See application file for complete search history.

D693,332 S	11/2013	Lee et al.	
8,695,934 B2	4/2014	Jensen	
9,030,833 B2	5/2015	Charleux	
D746,266 S	12/2015	Kwon et al.	
D756,953 S *	5/2016	Zhang	D14/162
D769,227 S	10/2016	Kass et al.	
2007/0241929 A1	10/2007	Marchetto	
2008/0247125 A1	10/2008	Davenport et al.	
2009/0121905 A1	5/2009	Griffin, Jr. et al.	
2014/0117871 A1	5/2014	Swatsky et al.	

(56) **References Cited**

U.S. PATENT DOCUMENTS

5,458,311 A	10/1995	Holbrook	
D369,606 S	5/1996	Marks	
D379,456 S *	5/1997	Osiecki	D14/167
D410,232 S *	5/1999	Yang	D14/405
6,478,316 B1	11/2002	Wagner	
D478,571 S	8/2003	Solland	
D488,994 S	4/2004	Hansen	
D490,787 S	6/2004	Aisenberg	
D497,098 S	10/2004	Magnusson	
D506,120 S	6/2005	Straka, Jr. et al.	
D510,208 S	10/2005	Klimas	
D519,823 S	5/2006	Pickar et al.	
D531,484 S	11/2006	Downing	
D536,665 S	2/2007	Solland	
D537,321 S	2/2007	Paige et al.	
D546,165 S	7/2007	Paige et al.	
D550,633 S	9/2007	Gupta	
7,298,311 B2	11/2007	Horie et al.	
D556,538 S	12/2007	Weinerman et al.	
D567,061 S	4/2008	Paige et al.	
D575,816 S *	8/2008	Law	D14/436
D578,373 S	10/2008	Paige et al.	
D586,331 S	2/2009	Francz et al.	
D602,916 S	10/2009	Won	
D604,271 S	11/2009	Lewis et al.	
D612,850 S	3/2010	Cabatic	
D643,412 S	8/2011	Brady et al.	
D670,043 S *	10/2012	Goldman	D30/155
8,330,638 B2	12/2012	Altonen et al.	
8,389,857 B2	3/2013	Petrillo	
8,508,148 B1	8/2013	Carley et al.	

FOREIGN PATENT DOCUMENTS

AU	365166	11/2015
AU	365168	11/2015
AU	201515277	5/2016
CA	150730 S	2/2014
CA	150731 S	2/2014
CA	150732 S	2/2014
CA	150733 S	2/2014
CN	ZL201530303413.2	4/2016
DE	202004016716 U1	2/2005
EM	000047451-0002	6/2003
EM	000047451-0004	6/2003
EM	000053046-0005	7/2003
EM	002190496-0001	3/2013
IN	274444	8/2015
JP	8102986 A	4/1996
JP	2009-152945 A	7/2009
JP	2014-49917 A	3/2014
KR	30-0848756-0001	4/2016
KR	30-0848756-0002	4/2016
KR	30-0848756-0003	6/2016
KR	30-0848756-0004	6/2016

OTHER PUBLICATIONS

“Grohe America, Inc. Rainshower® F-Series Digital Controller”,
 Obtained at url: <http://www.grohe.com/us/5751/showers/shower-heads-body-sprays/rainshower-fseries-head-side-showers/> on Oct. 15, 2014., pp. 1-2.

* cited by examiner

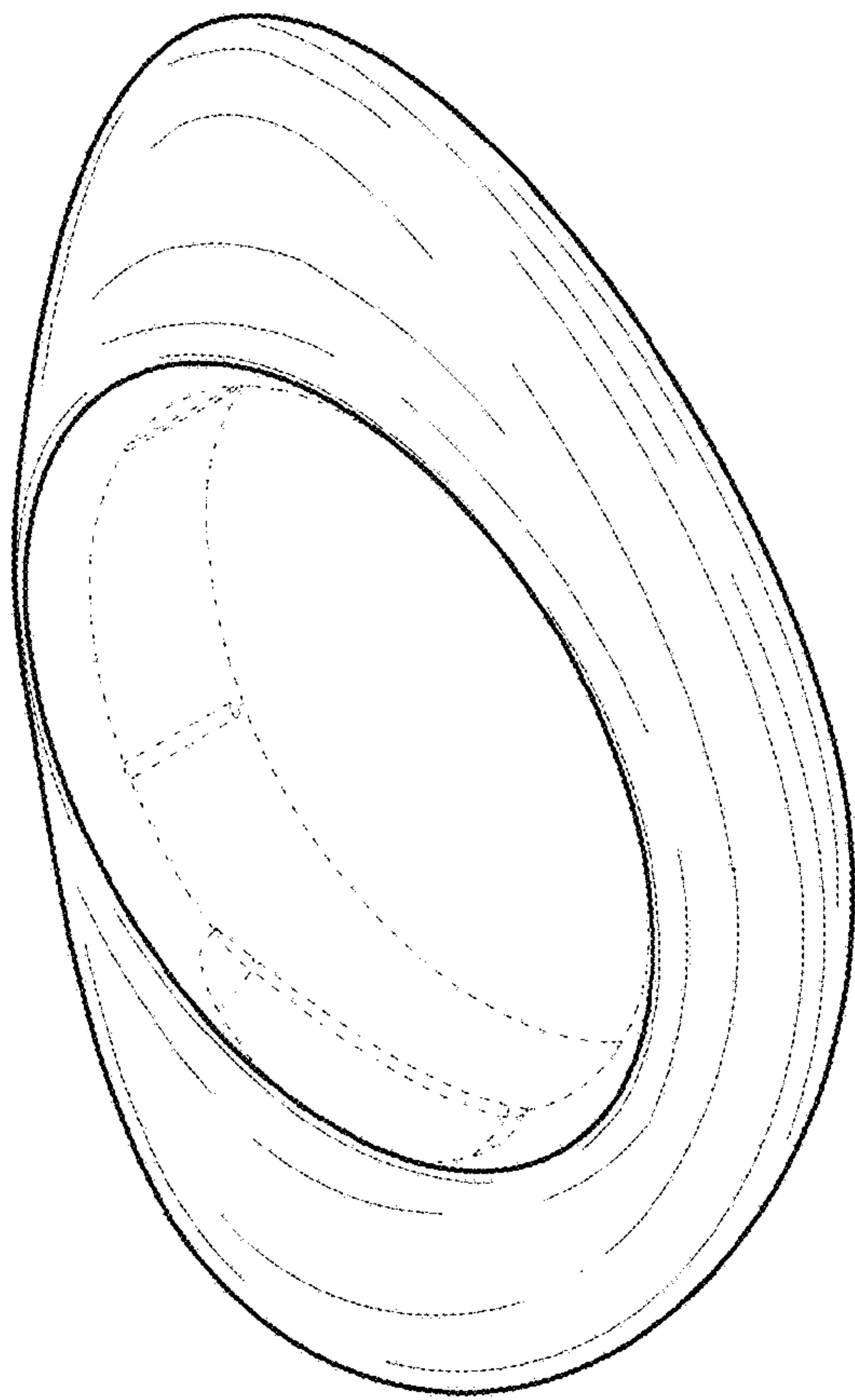


FIG. 1

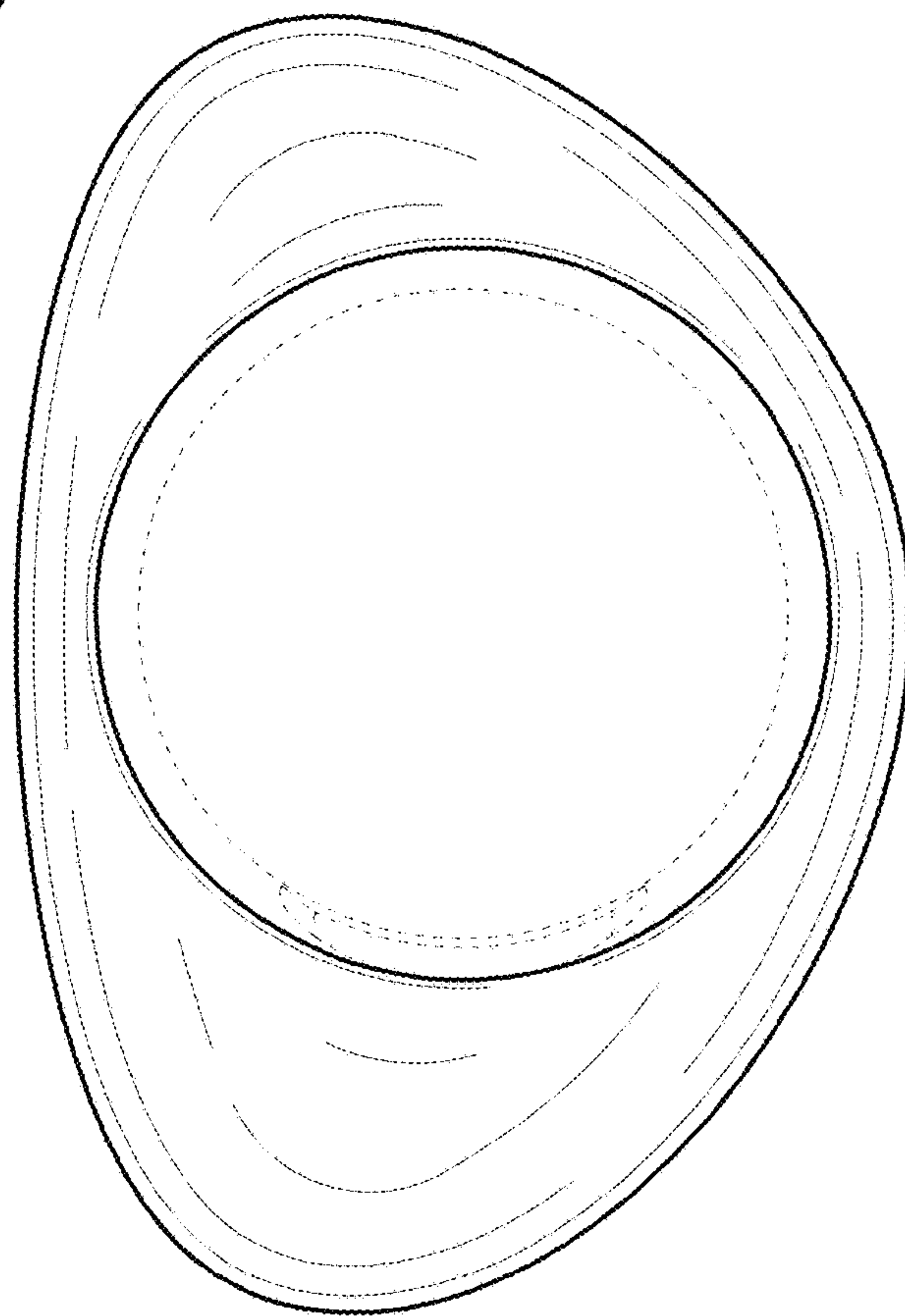


FIG. 2

FIG. 3

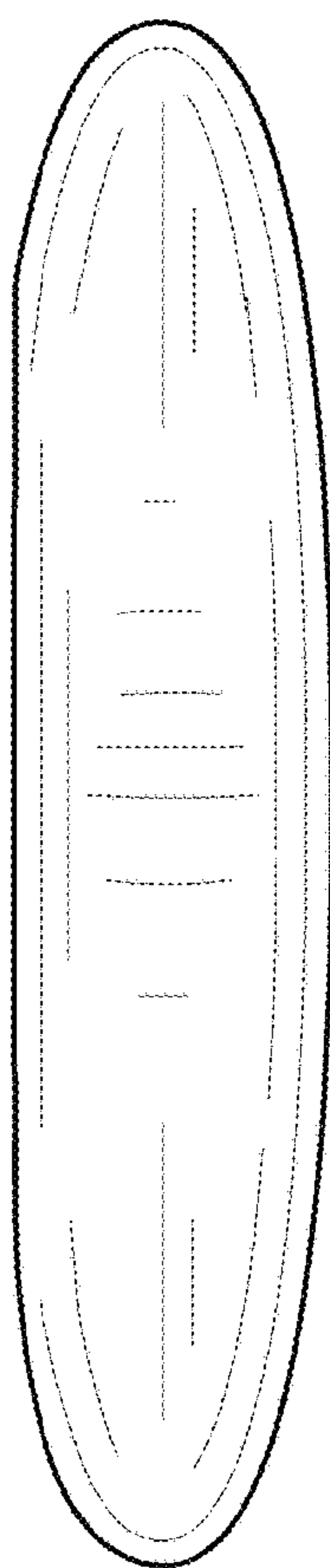
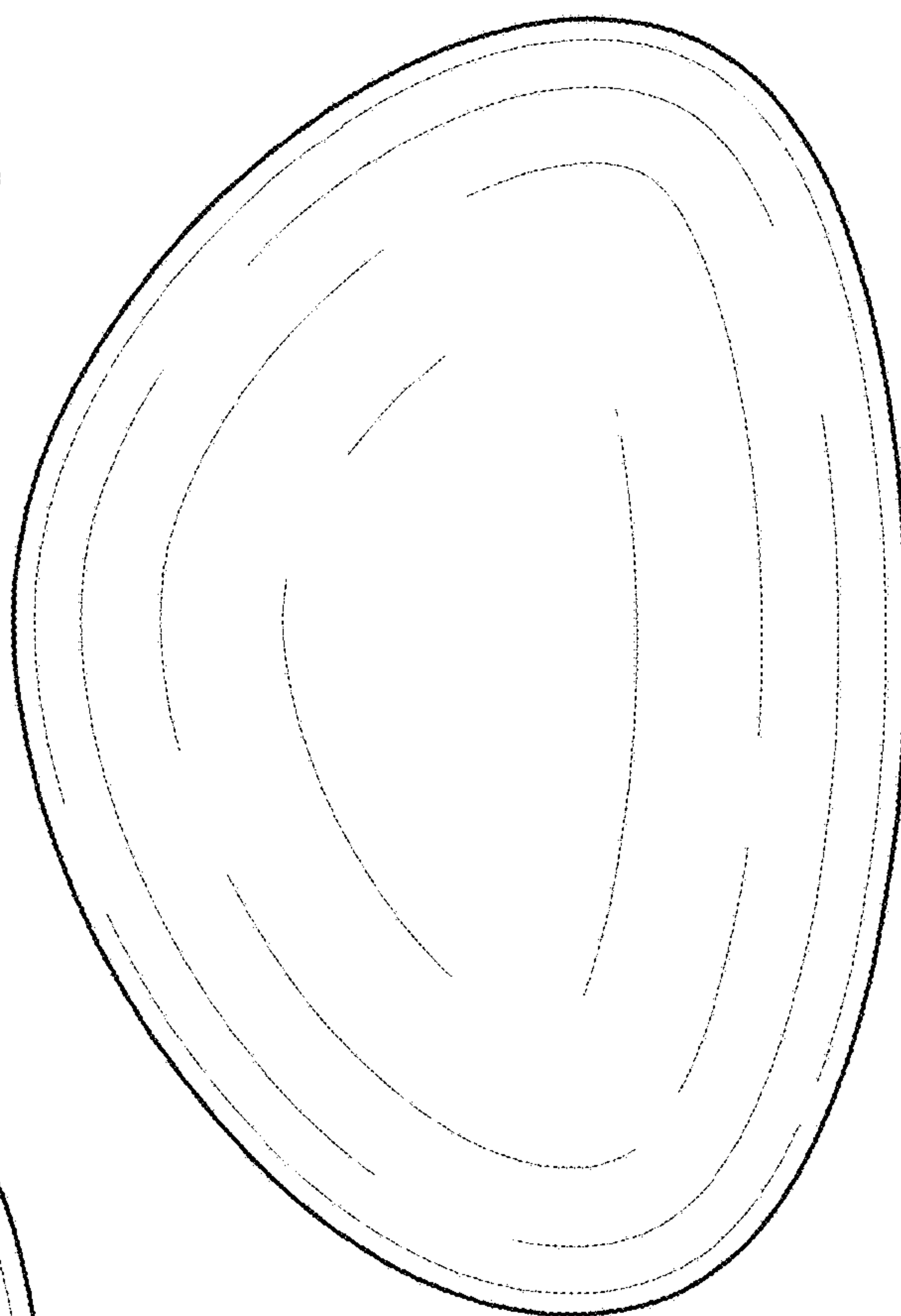



FIG. 4

FIG. 5



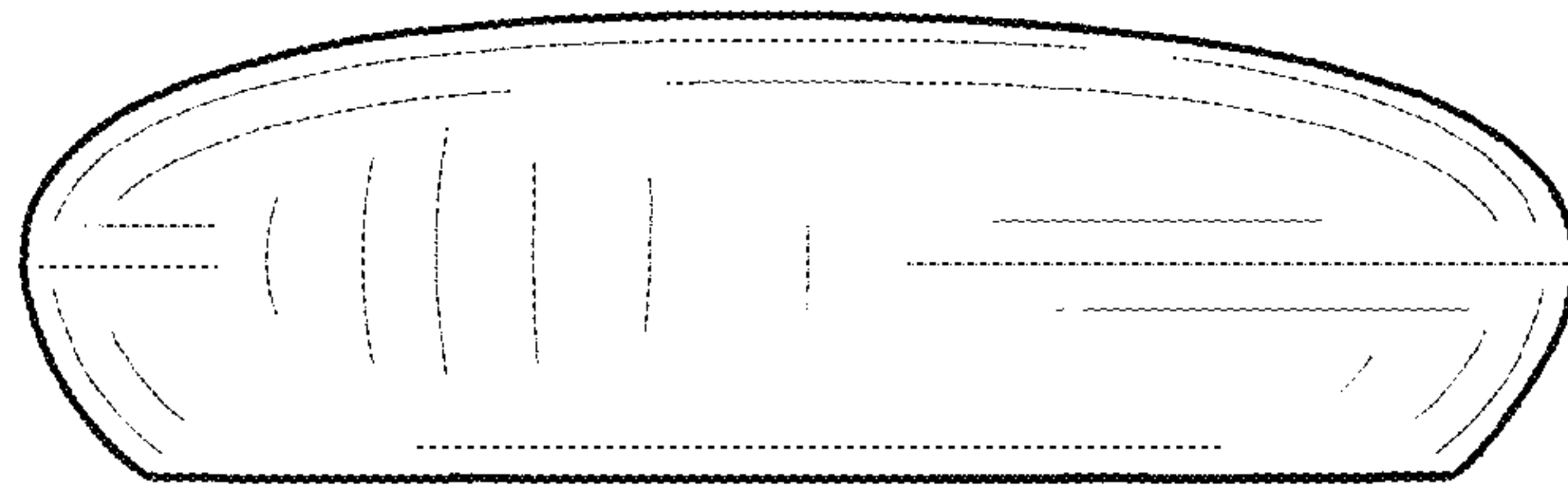


FIG. 6

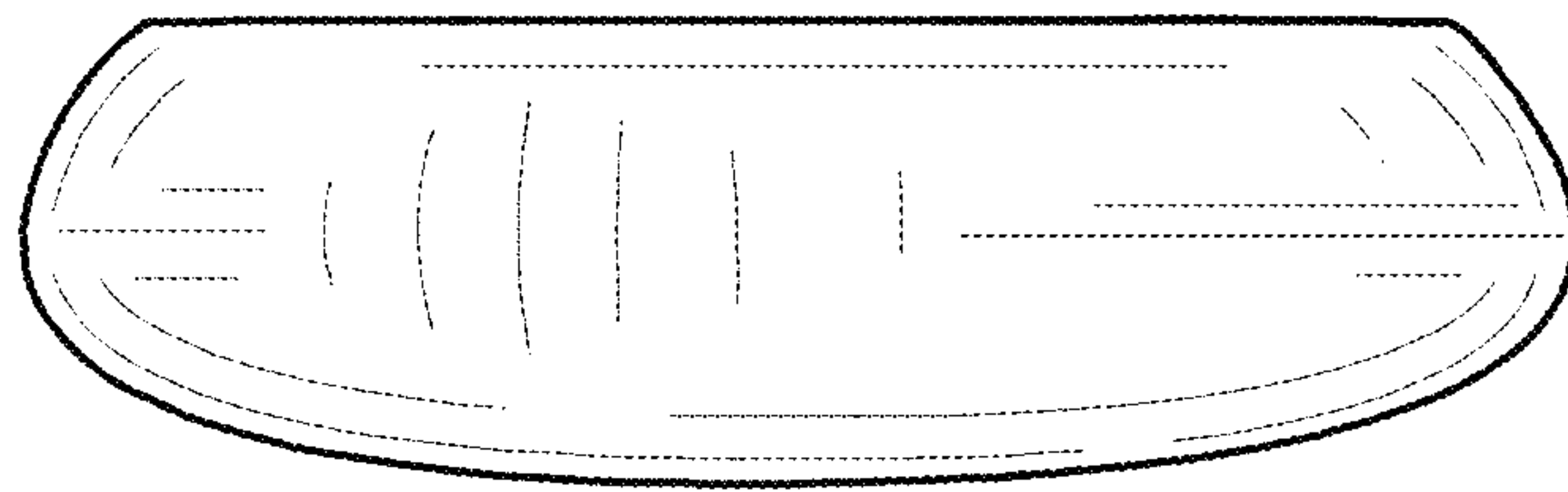


FIG. 7