



US00D798818S

(12) **United States Design Patent**
Kondas

(10) **Patent No.:** **US D798,818 S**

(45) **Date of Patent:** **** Oct. 3, 2017**

- (54) **DESKTOP RECEPTACLE**
- (71) Applicant: **Group Dekko, Inc.**, Garrett, IN (US)
- (72) Inventor: **Shawn J. Kondas**, Kendallville, IN (US)
- (73) Assignee: **Group Dekko, Inc.**, Garrett, IN (US)
- (**) Term: **15 Years**
- (21) Appl. No.: **29/567,118**
- (22) Filed: **Jun. 6, 2016**
- (51) **LOC (10) Cl.** **13-03**
- (52) **U.S. Cl.**
USPC **D13/139.4**
- (58) **Field of Classification Search**
USPC D13/108, 110, 123, 133, 137.1–137.4,
D13/138.1–138.2, 139.1–139.8, 152–154,
D13/156, 158, 177, 146, 147;
D8/350–353, 331; D25/138, 163, 164
CPC H01R 25/00; H01R 25/006; H01R 9/00;
H01R 11/00; H01R 3/00; H05K 5/02
See application file for complete search history.

- D742,825 S * 11/2015 Tsou D13/108
- D744,951 S * 12/2015 Oosterman D13/139.1
- D744,952 S * 12/2015 Ni D13/139.3
- D755,129 S * 5/2016 Page D13/139.4
- D761,732 S * 7/2016 Byrne D13/137.2
- D765,033 S * 8/2016 Oosterman D13/139.1
- D775,080 S * 12/2016 Newhouse D13/139.4
- D778,239 S * 2/2017 Ni D13/108
- D779,436 S * 2/2017 Huynh D13/139.6
- D788,039 S * 5/2017 Page D13/139.1
- 9,706,833 B2 * 7/2017 Newhouse A47B 21/06
- 2013/0175992 A1 * 7/2013 Tinaphong H02J 7/0004
320/111
- 2015/0303821 A1 * 10/2015 Lee H01R 25/006
363/146
- 2016/0285220 A1 * 9/2016 Haw H02G 3/16
- 2017/0063009 A1 * 3/2017 Los H01R 27/02
- 2017/0156490 A1 * 6/2017 Newhouse A47B 21/06

* cited by examiner

Primary Examiner — Rosemary K Tarcza
Assistant Examiner — Christy Nemeth
(74) *Attorney, Agent, or Firm* — Taylor IP, P.C.

(57) **CLAIM**

The ornamental design for a desktop receptacle, as shown and described.

(56) **References Cited**

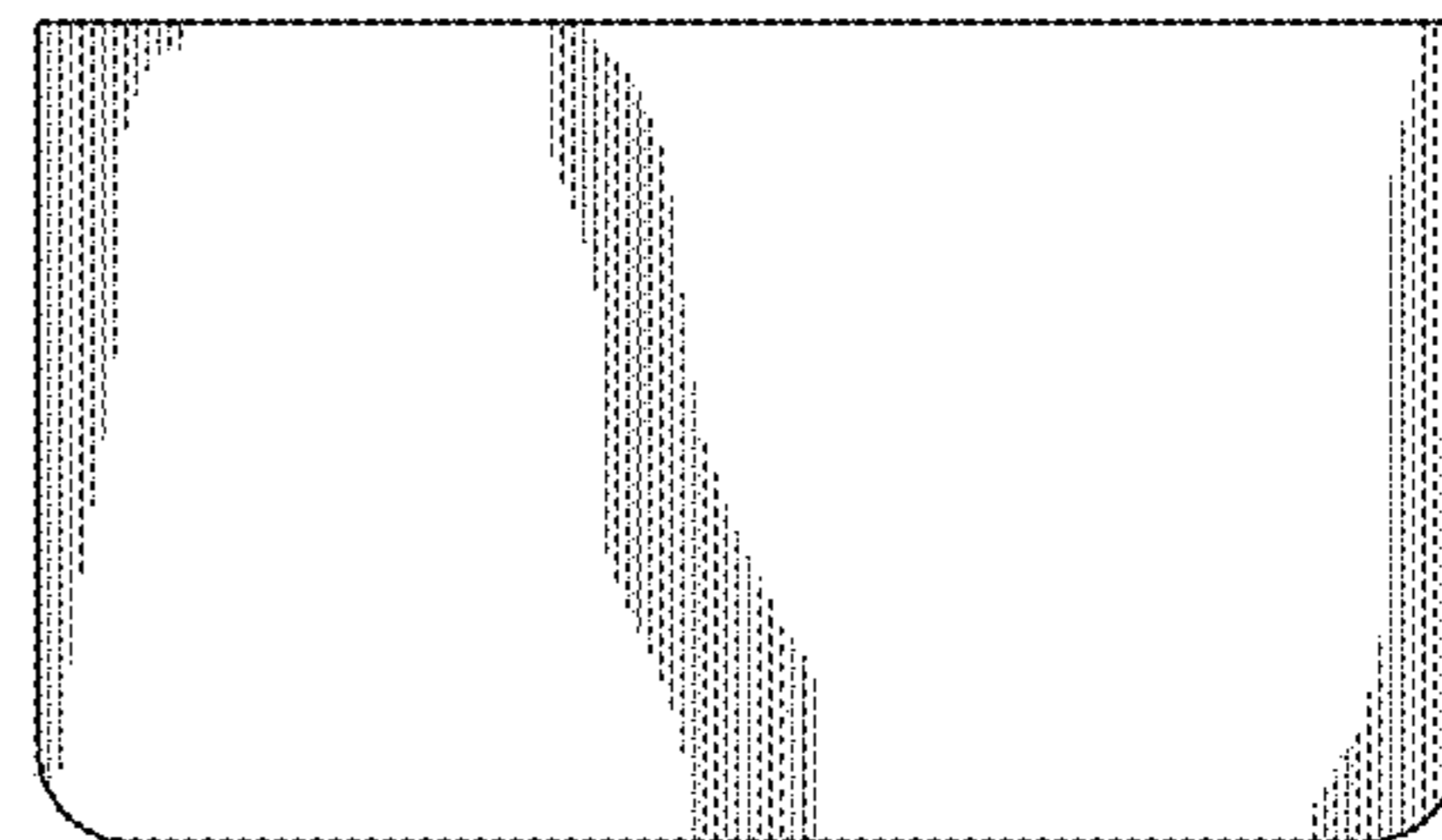
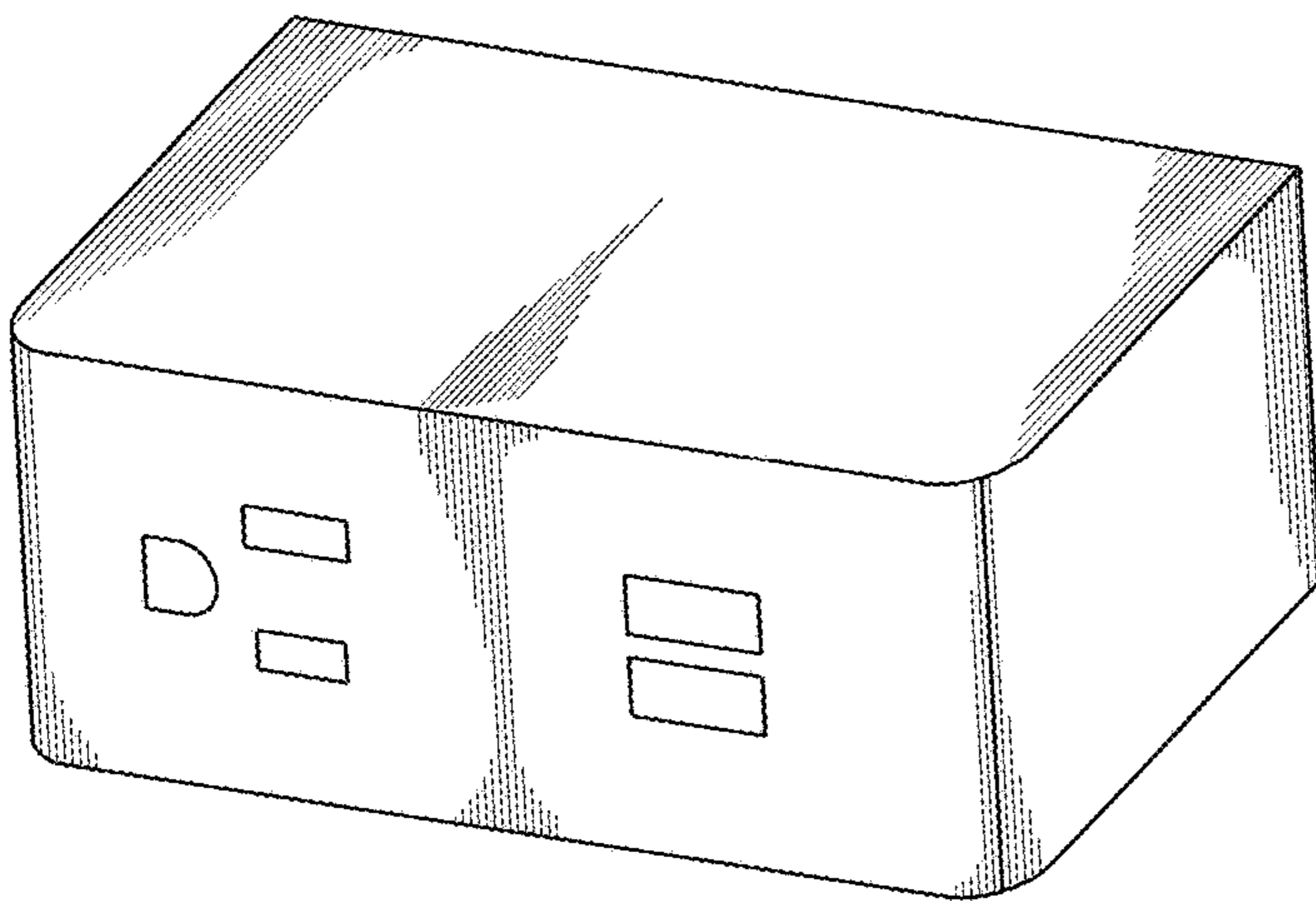
U.S. PATENT DOCUMENTS

- D469,402 S * 1/2003 Bukiri D13/137.1
- D560,165 S * 1/2008 Matityahu D13/133
- D662,885 S * 7/2012 Hoffman D13/139.1
- D686,577 S * 7/2013 Flagello D13/152
- D719,511 S * 12/2014 Dodal D13/139.1
- D721,653 S * 1/2015 Lee D13/139.3
- D730,836 S * 6/2015 Lee D13/139.3
- D731,432 S * 6/2015 Murphy D13/139.1
- D740,228 S * 10/2015 Page D13/139.4

DESCRIPTION

FIG. 1 is a front perspective view of a desktop receptacle showing my new design;
FIG. 2 is a side view thereof, additionally the opposite side view is omitted because this view is a mirror image of FIG. 2;
FIG. 3 is a bottom view thereof; and,
FIG. 4 is a rear view thereof.

1 Claim, 2 Drawing Sheets






Fig. 1

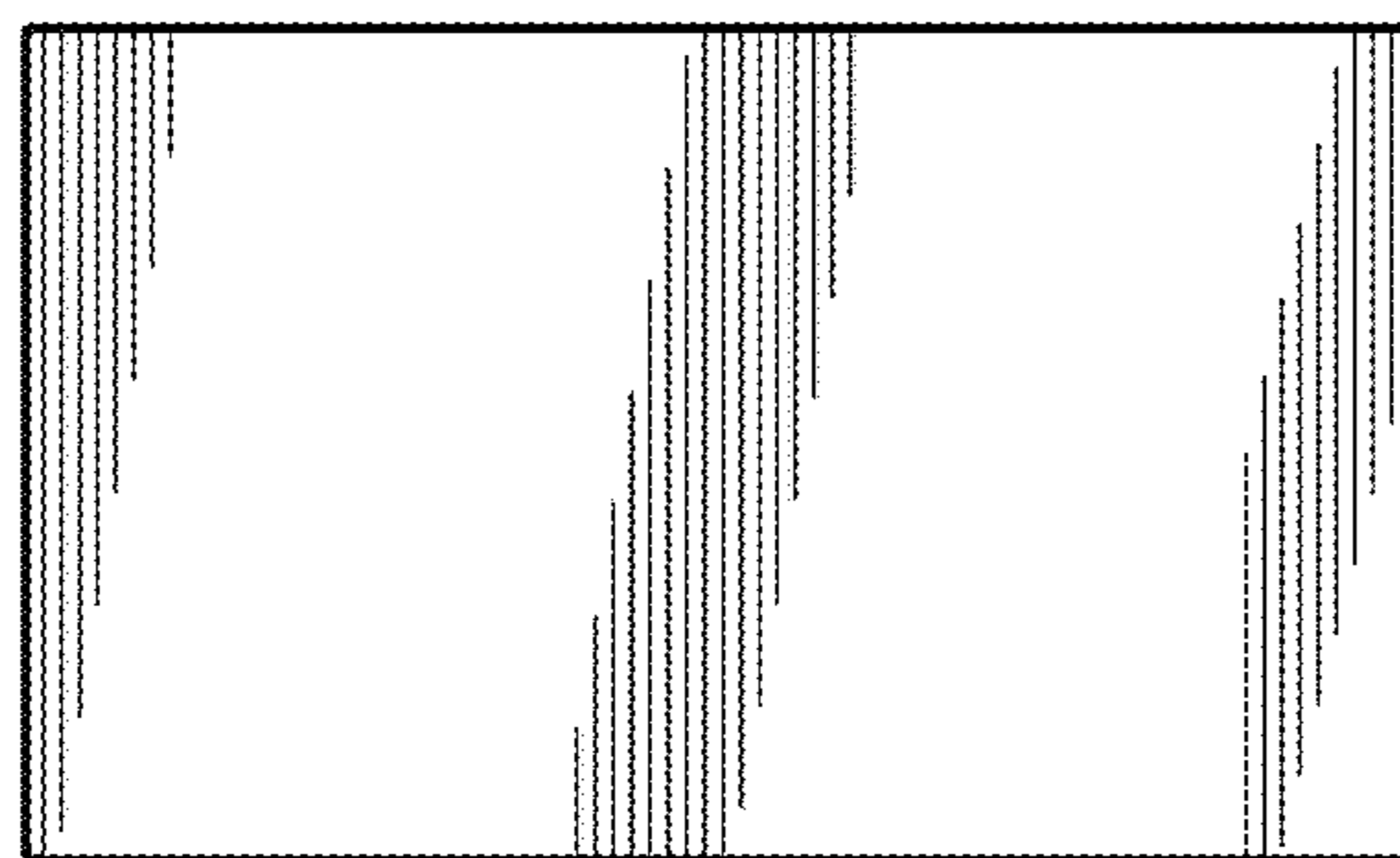


Fig. 2




Fig. 3




Fig. 4