



US00D798803S

(12) **United States Design Patent**
Wang et al.

(10) **Patent No.:** **US D798,803 S**

(45) **Date of Patent:** **** Oct. 3, 2017**

(54) **TIRE**

(71) Applicant: **Shandong Linglong Tyre Co., Ltd.,**
Zhaoyuan (CN)

(72) Inventors: **Feng Wang, Zhaoyuan (CN); Craig**
Miller, Zhaoyuan (CN); Terry
Edwards, Zhaoyuan (CN); Yanhong
Lu, Dezhou (CN); Shijuan Sun,
Zhaoyuan (CN)

(73) Assignee: **SHANDONG LINGLONG TYRE**
CO., LTD., Zhaoyuan (CN)

(**) Term: **15 Years**

(21) Appl. No.: **29/571,988**

(22) Filed: **Jul. 22, 2016**

(51) **LOC (10) Cl.** **12-15**

(52) **U.S. Cl.**
USPC **D12/523**

(58) **Field of Classification Search**
USPC D12/515, 516, 517, 518, 519, 521, 522,
D12/523, 524, 590

CPC B60C 11/0304
See application file for complete search history.

(56) **References Cited**

U.S. PATENT DOCUMENTS

D432,956 S * 10/2000 Ricquet D12/521
D454,834 S * 3/2002 Saito D12/590

D474,734 S * 5/2003 Terver D12/590
D599,276 S * 9/2009 Fontaine D12/519
D648,668 S * 11/2011 Kujime D12/519
D659,075 S * 5/2012 Harvey D12/521
D704,624 S * 5/2014 Miyazaki D12/590
D733,635 S * 7/2015 Digman D12/521
D744,406 S * 12/2015 Bosch Alsina D12/521
D779,409 S * 2/2017 Zhang D12/501

* cited by examiner

Primary Examiner — Robert M Spear

(74) *Attorney, Agent, or Firm* — CBM Patent Consulting,
LLC

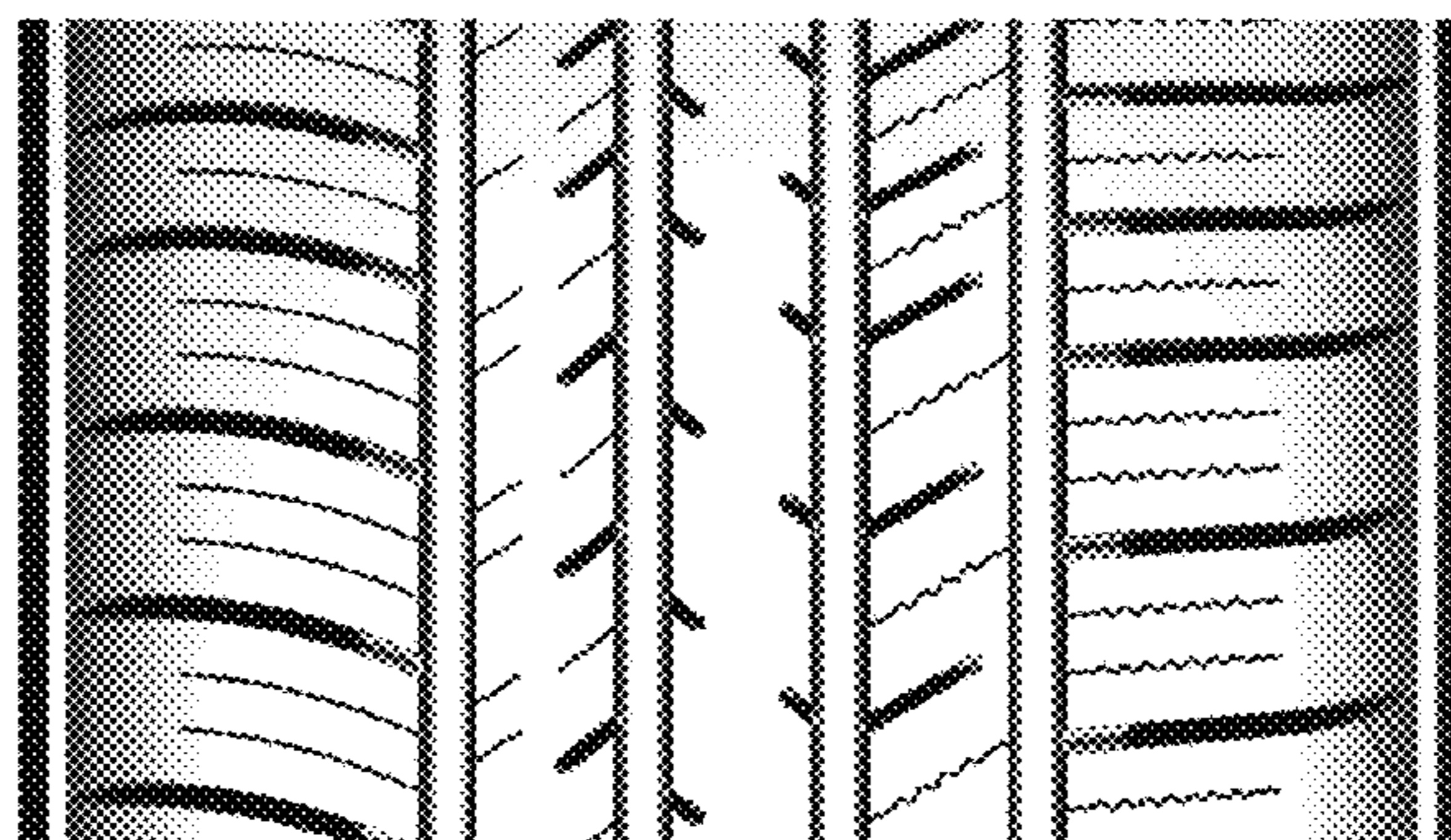
(57) **CLAIM**

The ornamental design for a tire, as shown and described.

DESCRIPTION

FIG. 1 is a top view of a tire showing my new design;
FIG. 2 is a bottom view thereof;
FIG. 3 is a front view thereof;
FIG. 4 is a rear view thereof;
FIG. 5 is a left side elevational view thereof;
FIG. 6 is a right side elevational view thereof;
FIG. 7 is a perspective view thereof; and,
FIG. 8 is an enlarged partial view of FIG. 5.

1 Claim, 7 Drawing Sheets



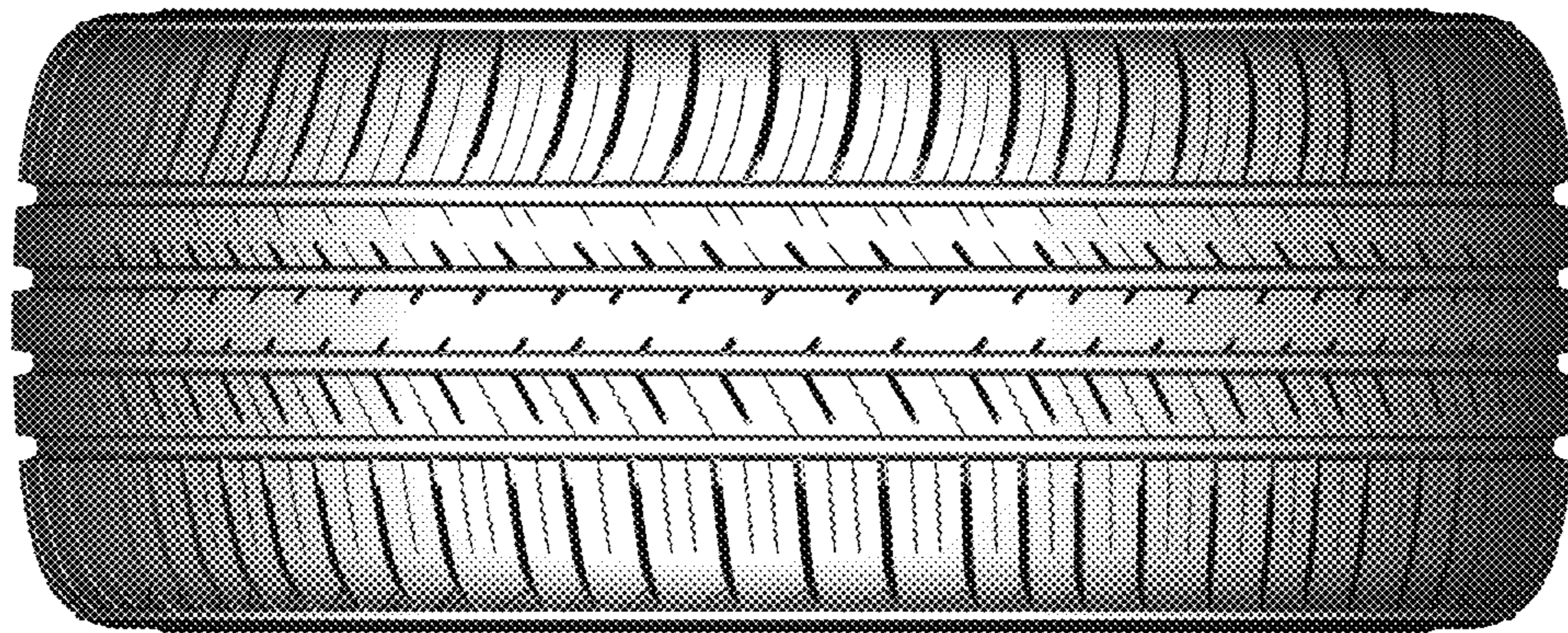


FIG. 1

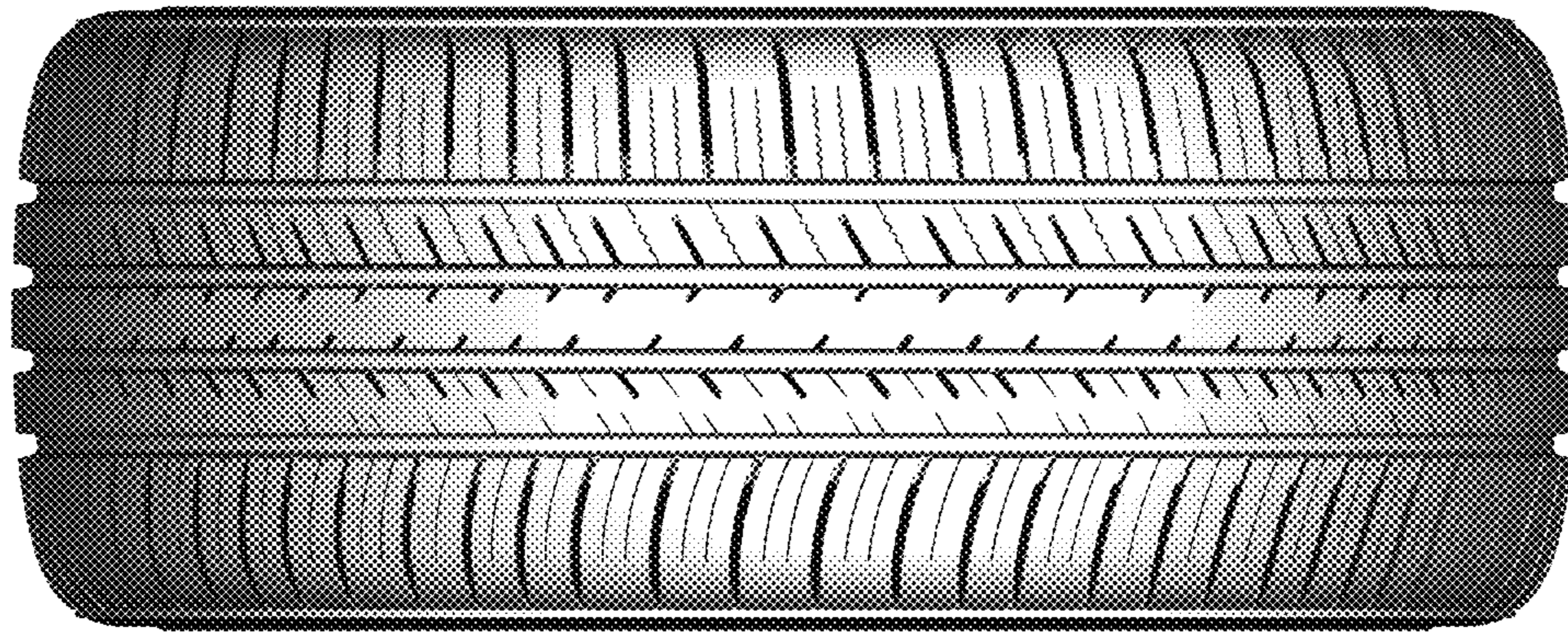


FIG. 2




FIG. 3




FIG. 4

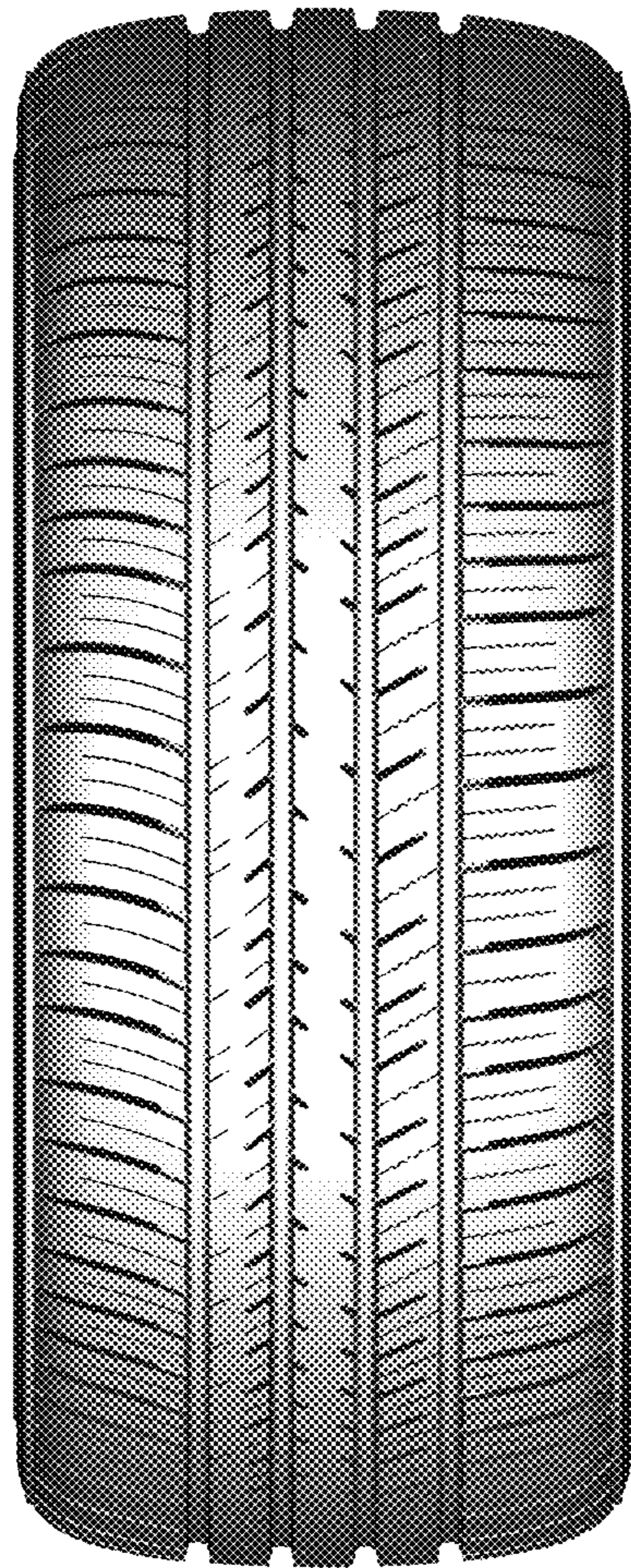


FIG. 5




FIG. 6



FIG. 7

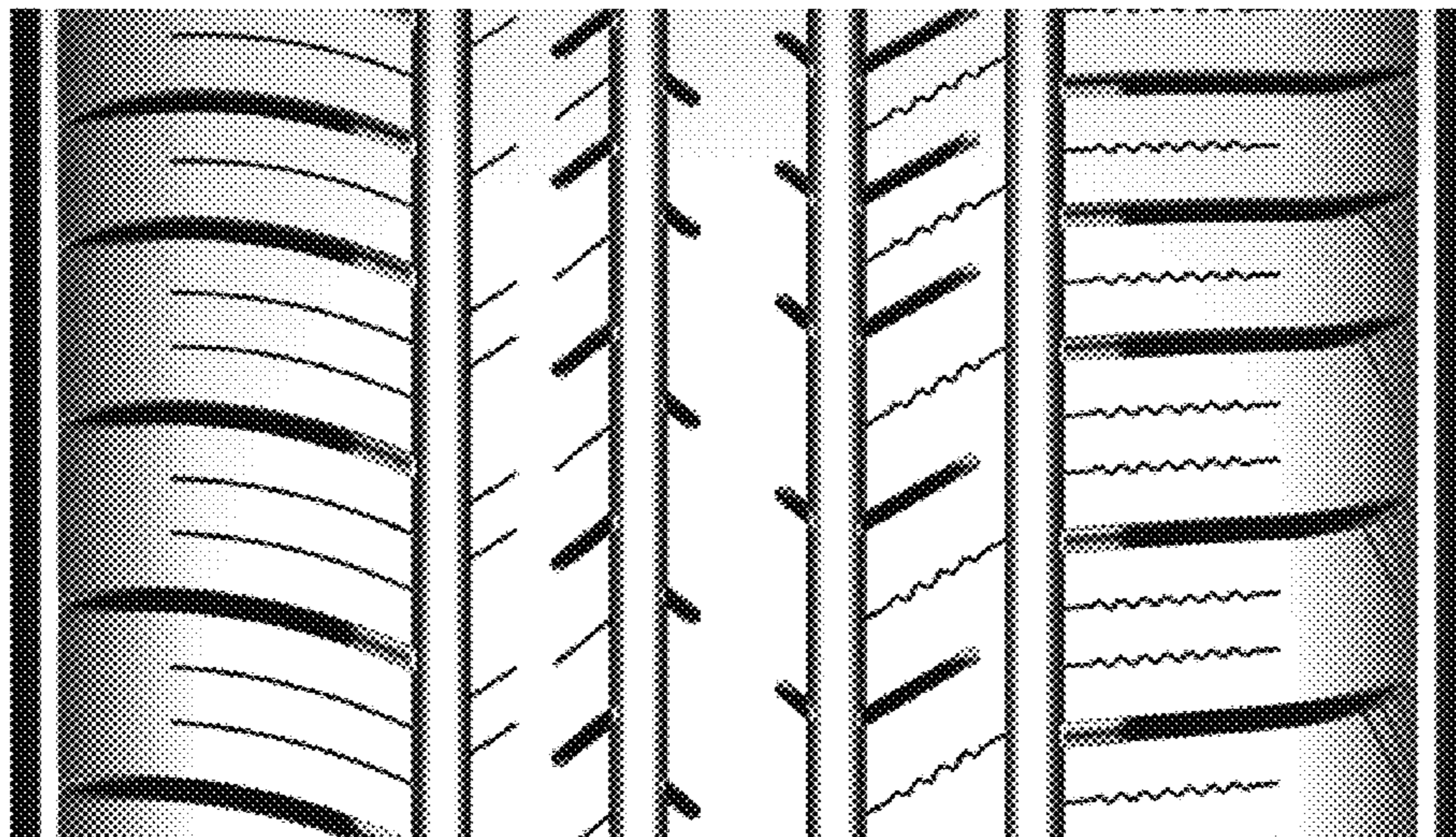


FIG. 8