



US00D798791S

(12) **United States Design Patent** (10) **Patent No.:** **US D798,791 S**
Connolly (45) **Date of Patent:** **** Oct. 3, 2017**

- (54) **SPOKE**
- (71) Applicant: **Martin Connolly**, San Marcos, CA (US)
- (72) Inventor: **Martin Connolly**, San Marcos, CA (US)
- (73) Assignee: **Spinergy Inc.**
- (**) Term: **15 Years**
- (21) Appl. No.: **29/550,669**
- (22) Filed: **Jan. 6, 2016**
- (51) **LOC (10) Cl.** **12-16**
- (52) **U.S. Cl.**
USPC **D12/213**
- (58) **Field of Classification Search**
USPC D12/204-213
CPC B60B 7/00; B60B 7/02; B60B 7/04; B60B 7/01; B60B 7/06; B60B 3/02; B60B 3/04; B60B 3/06; B60B 3/10; B60B 1/00; B60B 1/08; B60B 1/10; B60B 1/12; B60B 1/04; B60B 1/02; B60B 1/0269; B60B 1/0246; B60B 1/003; B60B 1/0284
See application file for complete search history.

5,882,026 A	3/1999	Hopgood
5,915,796 A	6/1999	Beyer
6,036,281 A	3/2000	Campbell
D427,133 S	6/2000	Baron
6,131,285 A	10/2000	Durand
6,170,544 B1	1/2001	Hottebart
6,189,978 B1 *	2/2001	Lacombe B60B 1/0246 301/104
6,216,344 B1	4/2001	Mercat et al.
6,247,382 B1	6/2001	Umeki et al.
6,378,953 B2	4/2002	Mercat et al.
6,520,595 B1	2/2003	Schlanger
6,793,666 B2	9/2004	Hansen et al.
6,846,047 B2	1/2005	Dietrich
6,886,892 B2	5/2005	Chiang et al.
6,899,401 B2	5/2005	Schlanger
7,001,407 B2	2/2006	Hansen et al.

(Continued)

Primary Examiner — Stacia Cadmus
(74) *Attorney, Agent, or Firm* — Gary L. Eastman, Esq.; Eastman & McCartney LLP

(57) **CLAIM**


The ornamental design for spoke, as shown and described.

DESCRIPTION

FIG. 1 is a perspective view of the spoke showing my new design;
FIG. 2 is another perspective view thereof;
FIG. 3 is a right side view thereof;
FIG. 4 is a left side view thereof;
FIG. 5 is a front view thereof;
FIG. 6 is a back view thereof;
FIG. 7 is a top view thereof; and,
FIG. 8 is a bottom view thereof.
The spoke is shown on a reduced scale in FIGS. 3-8.
The broken away symbols in the drawings indicate that the appearance of any portion of the article between the break lines forms no part of the claimed design.

1 Claim, 4 Drawing Sheets

- (56) **References Cited**
U.S. PATENT DOCUMENTS
- | | | |
|-------------|---------|---------------|
| D30,729 S | 5/1899 | Hussey |
| D31,447 S | 8/1899 | Spicer |
| 706,659 A | 8/1902 | Howard |
| 4,729,605 A | 3/1988 | Imao et al. |
| D310,655 S | 9/1990 | Choe |
| 5,110,190 A | 5/1992 | Johnson |
| 5,350,221 A | 9/1994 | Pearce et al. |
| D365,319 S | 12/1995 | Vancour |
| D373,102 S | 8/1996 | Choi |
| D374,649 S | 10/1996 | Choi |
| 5,779,323 A | 7/1998 | Burrows |



(56)

References Cited

U.S. PATENT DOCUMENTS

7,040,714 B2	5/2006	Schroeder et al.	7,658,450 B2	2/2010	Mercat et al.	
7,077,480 B2	7/2006	Hjertberg et al.	7,744,165 B2 *	6/2010	Cappellotto	B60B 1/0284
7,083,239 B2	8/2006	Okajima				301/104
7,090,307 B2	8/2006	Okajima	7,784,878 B2	8/2010	Schlanger	
7,093,910 B2	8/2006	Hjertberg et al.	7,789,770 B1	9/2010	Li	
7,140,696 B1	11/2006	Guzik et al.	D626,054 S	10/2010	Walthert	
7,192,097 B2	3/2007	Schlanger	7,926,884 B2	4/2011	Heyse	
D545,751 S	7/2007	Cappellotto	7,926,885 B2	4/2011	Saillet et al.	
D551,610 S	9/2007	Cappellotto	7,950,747 B2	5/2011	Mercat et al.	
7,290,839 B2	11/2007	Okajima	7,988,240 B2	8/2011	Lubecki	
D565,492 S	4/2008	Chiang	8,162,407 B2	4/2012	Mercat et al.	
7,354,114 B2	4/2008	Passarotto et al.	8,733,846 B2 *	5/2014	Mercat	B60B 1/003
7,357,460 B2	4/2008	Schlanger				301/104
7,562,940 B2	7/2009	D'Aluisio	D709,021 S *	7/2014	Connolly	D12/213
7,562,942 B2	7/2009	D'Aluisio	8,888,196 B2 *	11/2014	Chi	B60B 1/02
7,631,945 B2	12/2009	Addink				301/104
7,631,947 B2	12/2009	Mercat et al.	8,985,709 B2 *	3/2015	Schlanger	B60B 1/003
			2006/0261666 A1	11/2006	Passarotto	301/104

* cited by examiner




FIG. 1




FIG. 2

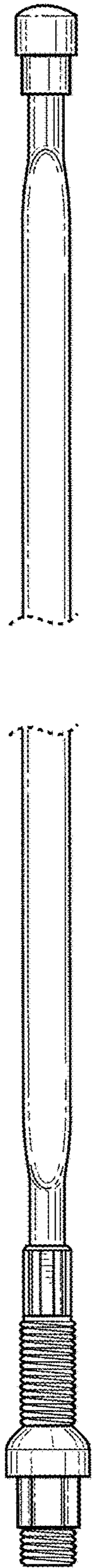


FIG. 3

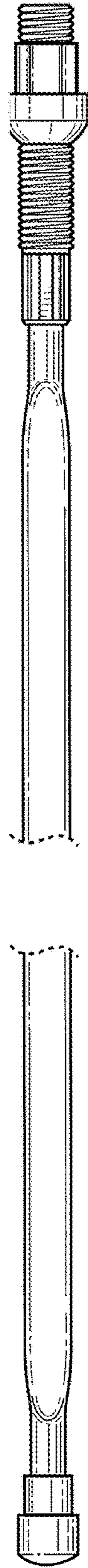


FIG. 4




FIG. 5

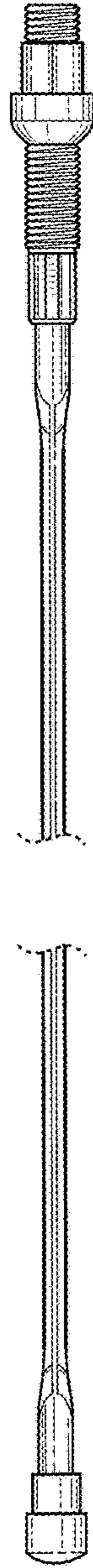


FIG. 6



FIG. 7



FIG. 8

UNITED STATES PATENT AND TRADEMARK OFFICE
CERTIFICATE OF CORRECTION

PATENT NO. : D798,791 S
APPLICATION NO. : 29/550669
DATED : October 3, 2017
INVENTOR(S) : Martin Connolly

Page 1 of 1

It is certified that error appears in the above-identified patent and that said Letters Patent is hereby corrected as shown below:

On the Title Page

In Claim: change "for spoke" to -- for a spoke --

Signed and Sealed this
Seventh Day of November, 2017



Joseph Matal
*Performing the Functions and Duties of the
Under Secretary of Commerce for Intellectual Property and
Director of the United States Patent and Trademark Office*

UNITED STATES PATENT AND TRADEMARK OFFICE
CERTIFICATE OF CORRECTION

PATENT NO. : D798,791 S
APPLICATION NO. : 29/550669
DATED : October 3, 2017
INVENTOR(S) : Martin Connolly

Page 1 of 2

It is certified that error appears in the above-identified patent and that said Letters Patent is hereby corrected as shown below:

In the Drawings

Sheet 3, Fig. 4, the left edge in the upper-left portion, omitted during printing, should be included as shown on the attachment drawing sheet for the drawings of Fig. 3 and Fig. 4 in the patent.

Signed and Sealed this
Twelfth Day of December, 2017



Joseph Matal

*Performing the Functions and Duties of the
Under Secretary of Commerce for Intellectual Property and
Director of the United States Patent and Trademark Office*

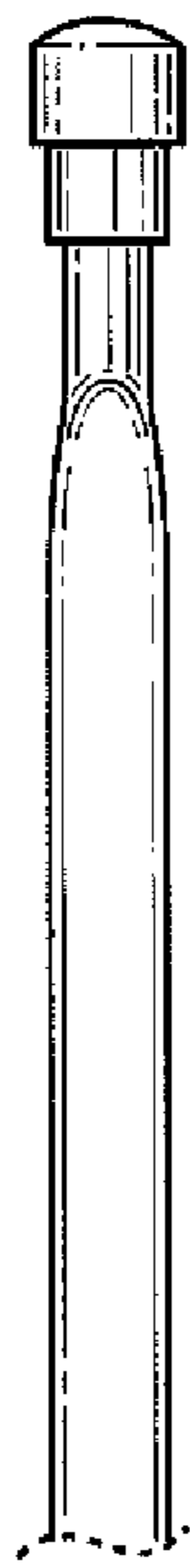


FIG. 3

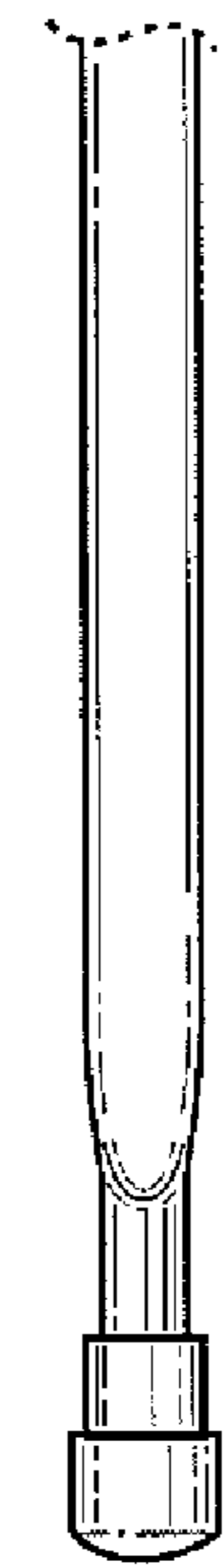
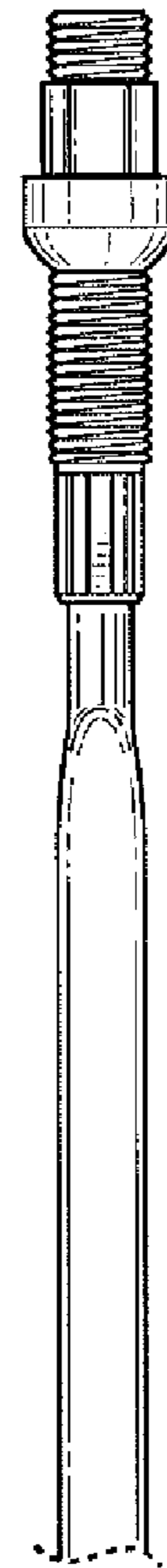


FIG. 4