



US00D798790S

(12) **United States Design Patent** (10) **Patent No.:** **US D798,790 S**
Meyer (45) **Date of Patent:** **** Oct. 3, 2017**

(54) **WHEEL CAP**

OTHER PUBLICATIONS

(71) Applicant: **Kim G. Meyer**, Destin, FL (US)

“2003 GMC Sierra 1500 Chrome Wheel Center Cap for Models with 6 Round Spoke Wheels General Motors 15712389” at www.1aauto.com Sep. 30, 2016 (1 page).*

(72) Inventor: **Kim G. Meyer**, Destin, FL (US)

“2005 GMC Envoy Silver Wheel Center Cap for Models with 17 Inch Round Spoke Wheels General Motors 9595346” at www.1aauto.com Sep. 30, 2016 (2 pages).*

(**) Term: **15 Years**

(21) Appl. No.: **29/531,795**

* cited by examiner

(22) Filed: **Jun. 30, 2015**

Primary Examiner — Stacia Cadmus

(74) *Attorney, Agent, or Firm* — Thomas | Horstemeyer, LLP

(51) **LOC (10) Cl.** **12-16**

(57) **CLAIM**

(52) **U.S. Cl.**
USPC **D12/213**

The ornamental design for a wheel cap, as shown and described.

(58) **Field of Classification Search**
USPC D12/204–213; 301/37.25, 5.22;
D7/392.1, 391, 629, 538; D9/447, 438,
D9/443
CPC B60B 7/00; B60B 7/02; B60B 7/04; B60B
7/01; B60B 7/06; B60B 3/02; B60B 3/04;
B60B 3/06; B60B 3/10; B60B 1/00;
B60B 1/08; B60B 1/10; B60B 1/12;
B60B 1/14; B60B 7/20; B60B 7/10;
H01R 33/9453; B21D 53/32

DESCRIPTION

See application file for complete search history.

FIG. 1 is a perspective view of the wheel cap exploded away from a wheel shown in broken lines which forms no part of the claimed design;
FIG. 2 is an elevational view of the wheel cap of FIG. 1;
FIG. 3 is a top plan view from the top of FIG. 2;
FIG. 4 is a bottom plan view, opposite that of FIG. 3;
FIG. 5 is an end elevation view of FIG. 2 taken from the left of FIG. 2 looking towards the left end of the wheel cap, of which the opposite end is a mirror image;
FIG. 6 is a sectional view taken along lines 6-6 in FIG. 2, depicting the outer surface shown in FIG. 2 as convex and the opposite inner surface as concave; and,
FIG. 7 is an enlarged view of the lower edge of the wheel cap of FIG. 6 depicting the cross-section of the notch along lines 6-6 in FIG. 2.

(56) **References Cited**

U.S. PATENT DOCUMENTS

3,963,956 A * 6/1976 Beining H01R 33/9453
257/701
D392,240 S * 3/1998 Kingsland D12/213
D393,441 S * 4/1998 Lombard D12/204
D453,914 S * 2/2002 Dumigan D12/213
8,632,135 B2 * 1/2014 Miansian B60B 1/14
301/37.25
9,327,340 B1 * 5/2016 Bazerkanian B60B 7/04
D761,183 S * 7/2016 Bennett D12/213

The wheel cap is shown in an enlarged scale in FIGS. 2-7. The broken line showing of the logo in FIGS. 1 and 2 depict environmental subject matter only and forms no part of the claimed design.

1 Claim, 2 Drawing Sheets

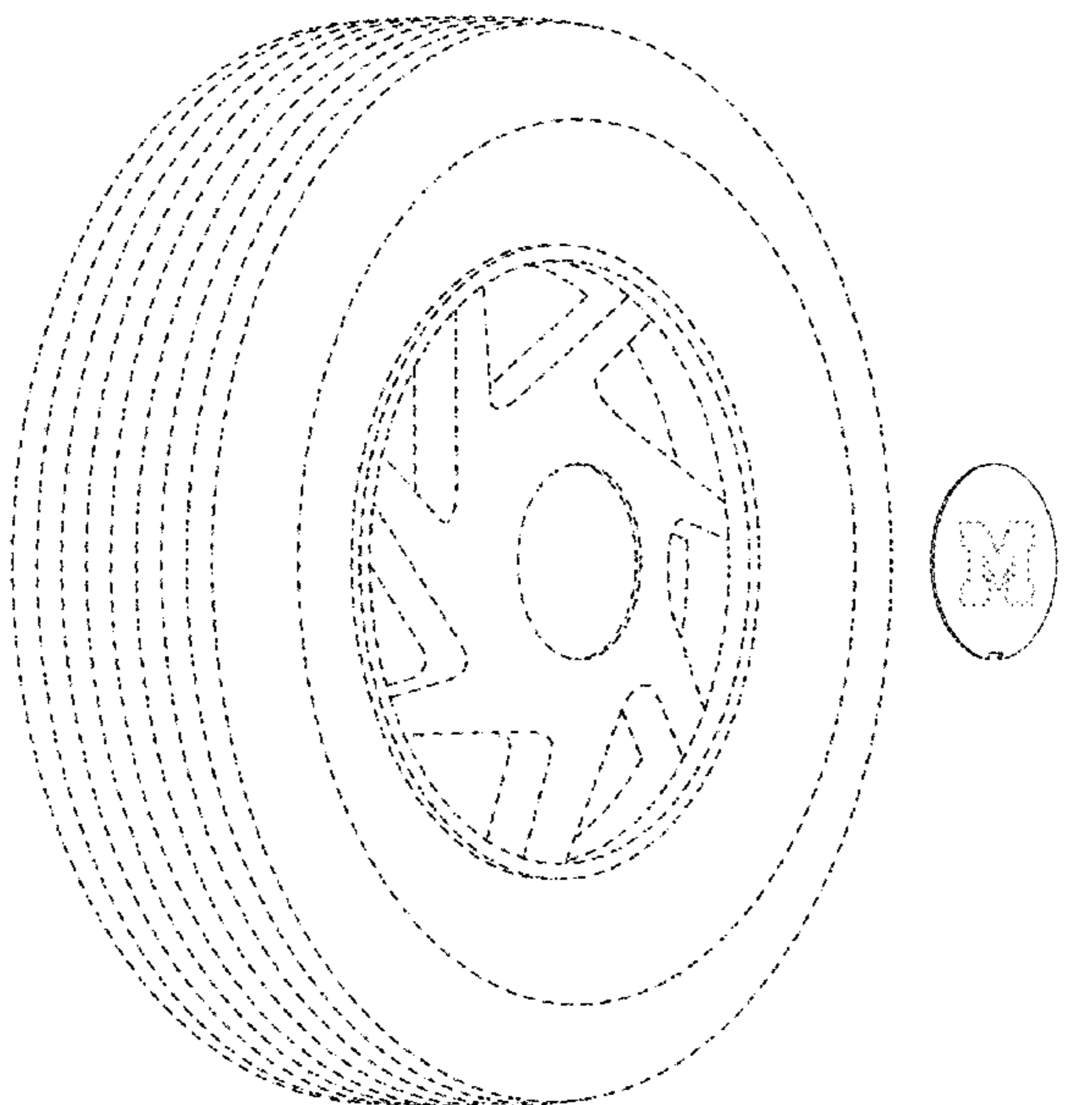
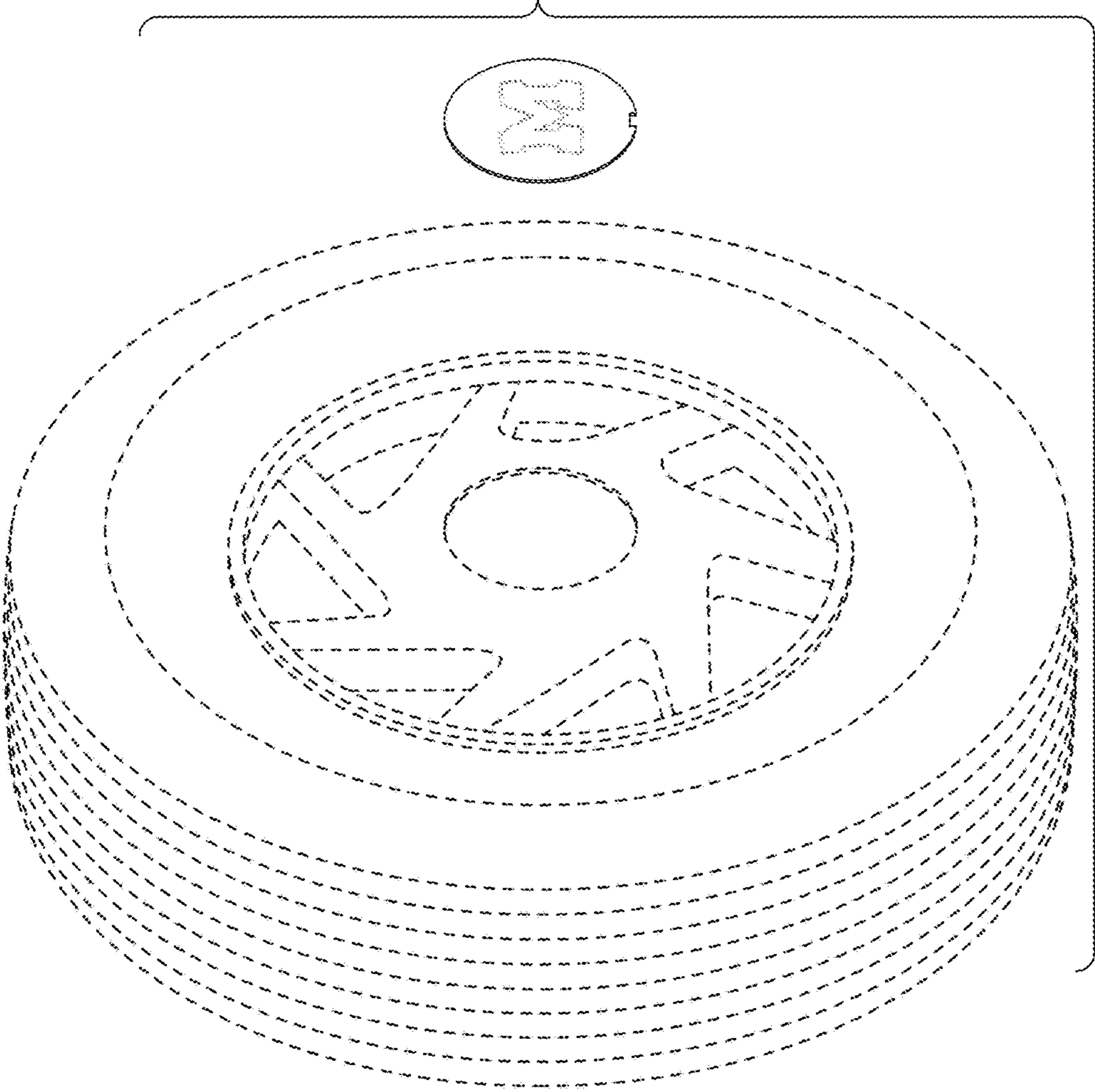


FIG. 1



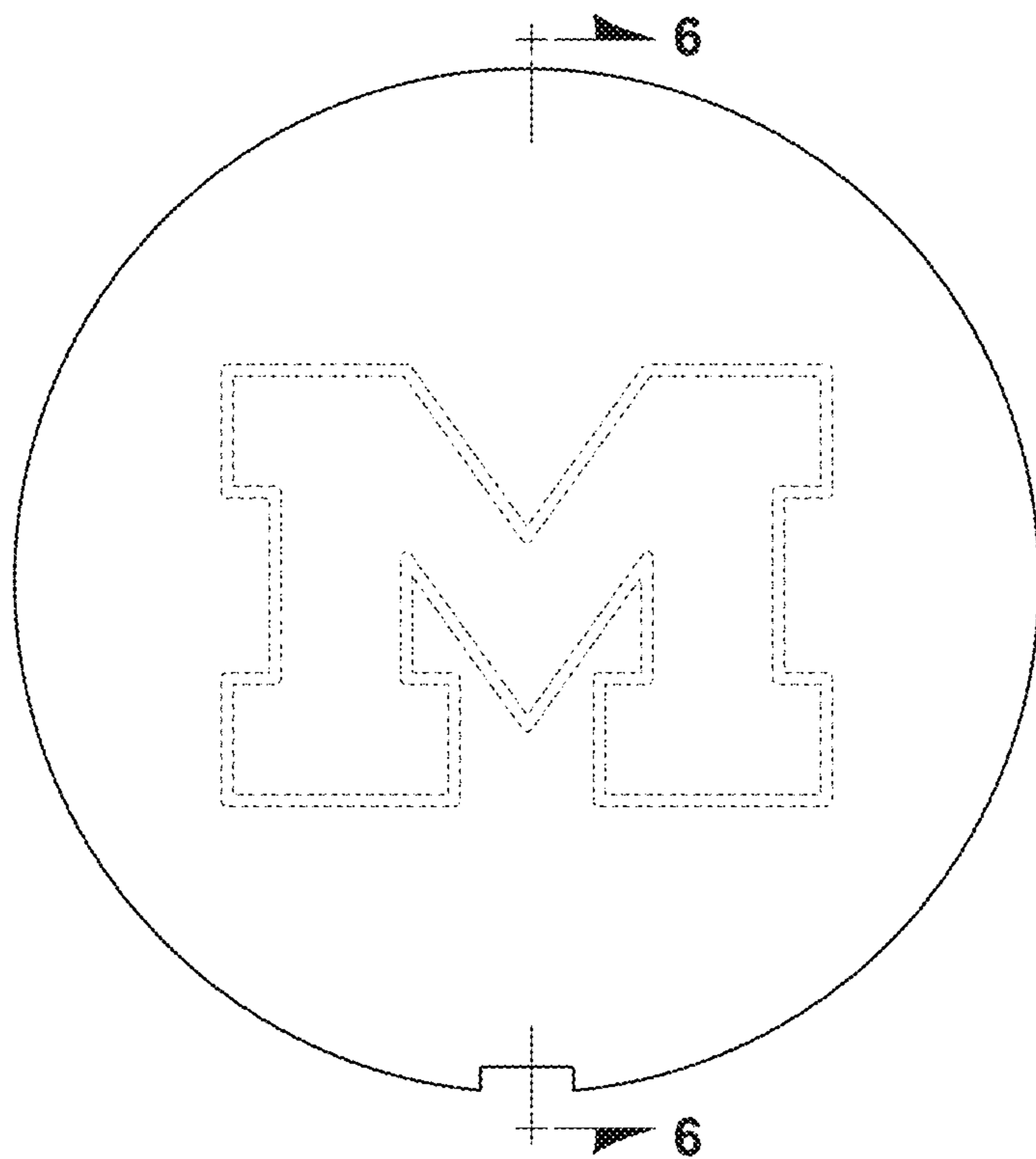


FIG. 2

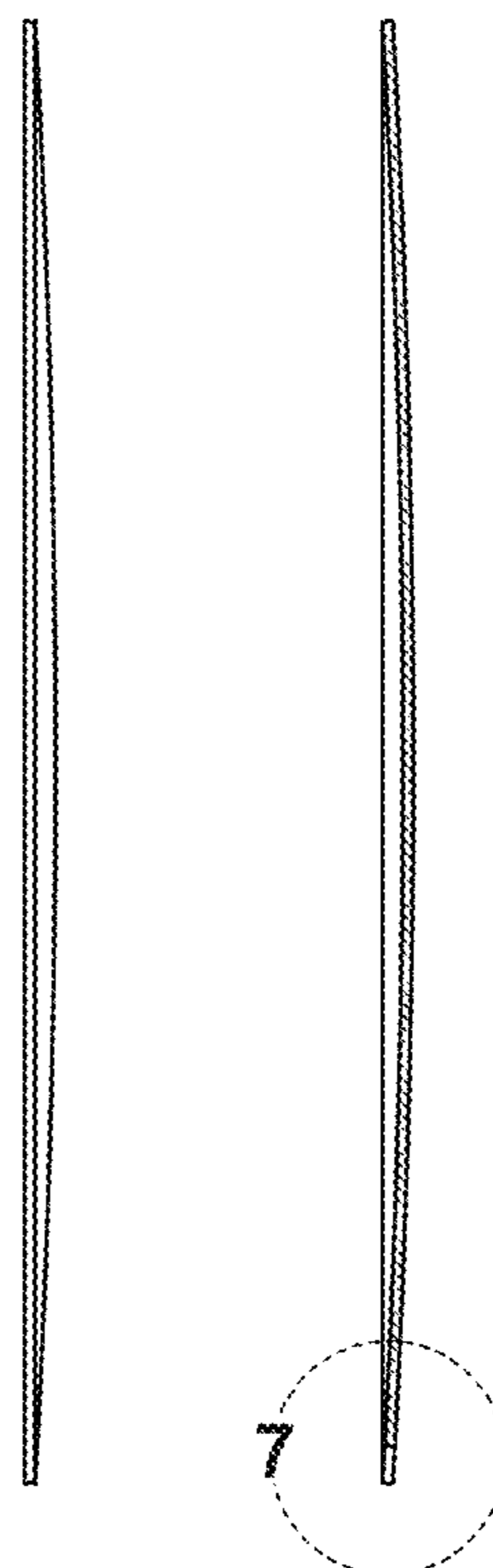


FIG. 5

FIG. 6

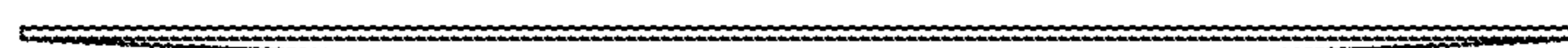


FIG. 3




FIG. 4

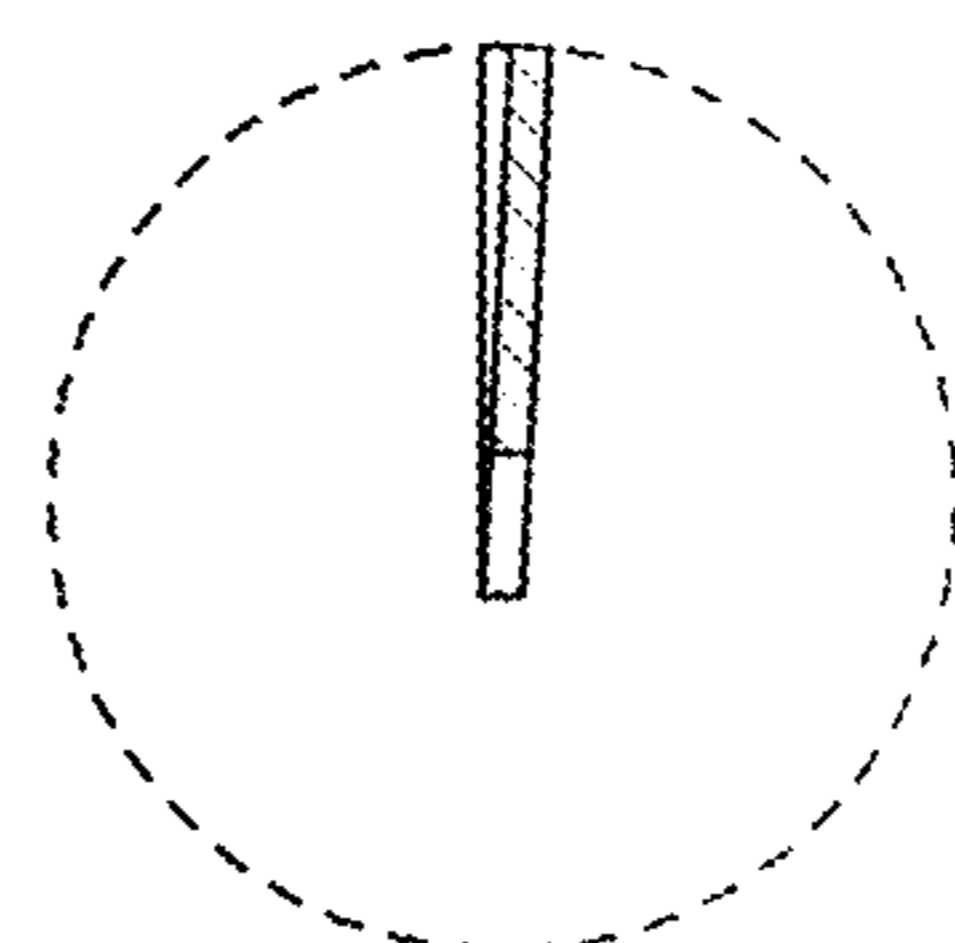


FIG. 7